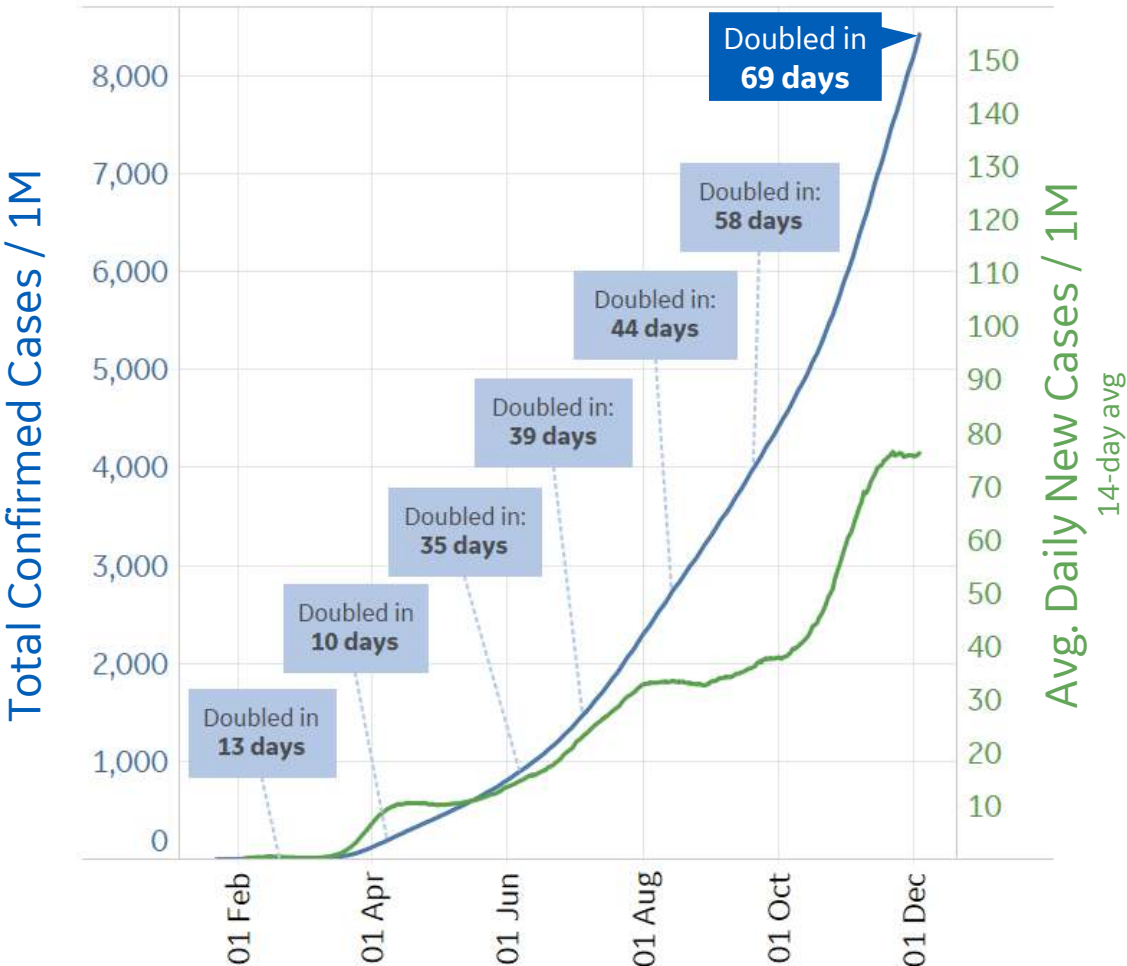




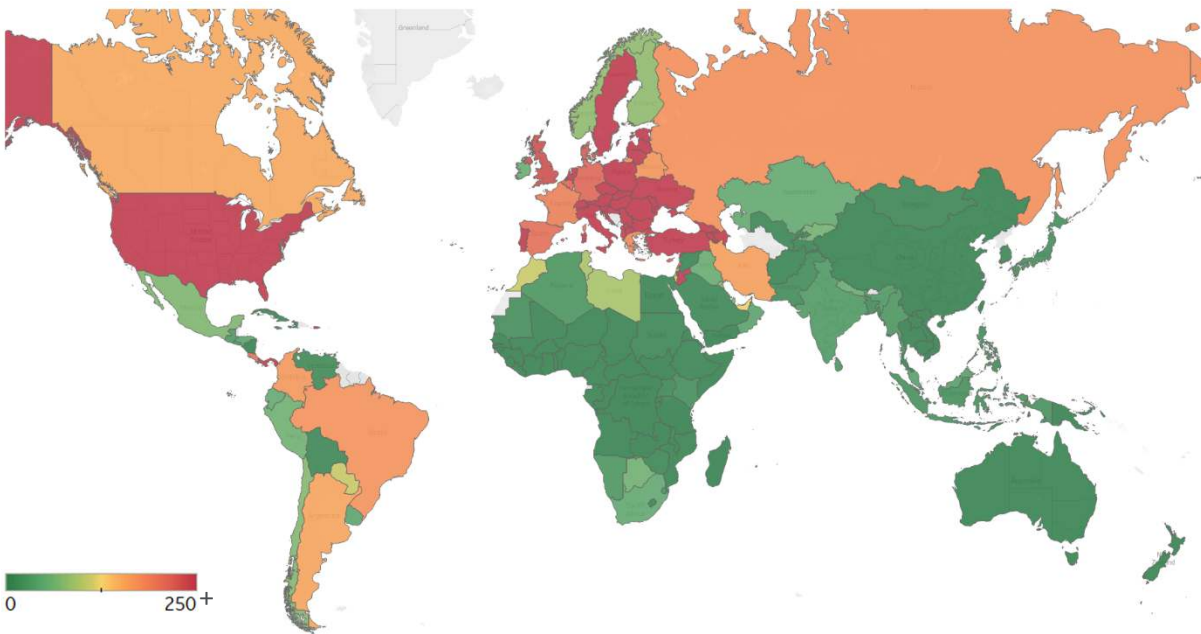
# Global Confirmed & Active Cases

Trend since 22 Jan



Avg. Daily New Cases / 1M

Over the last 14 days



Per 1M:	New Today	Change from 30 days ago
Active	31	+48%
Confirmed	89	+37%
Deaths	2	+24%
Recovered	57	+33%
	To Date	Last 30 Days
Worldwide Survival Rate	97.7%	98.4%

Worldwide Survival Rate = (Confirmed - Deaths) / (Confirmed) in a given time period

Key

World

North America

Europe

Middle East

Cent & South America

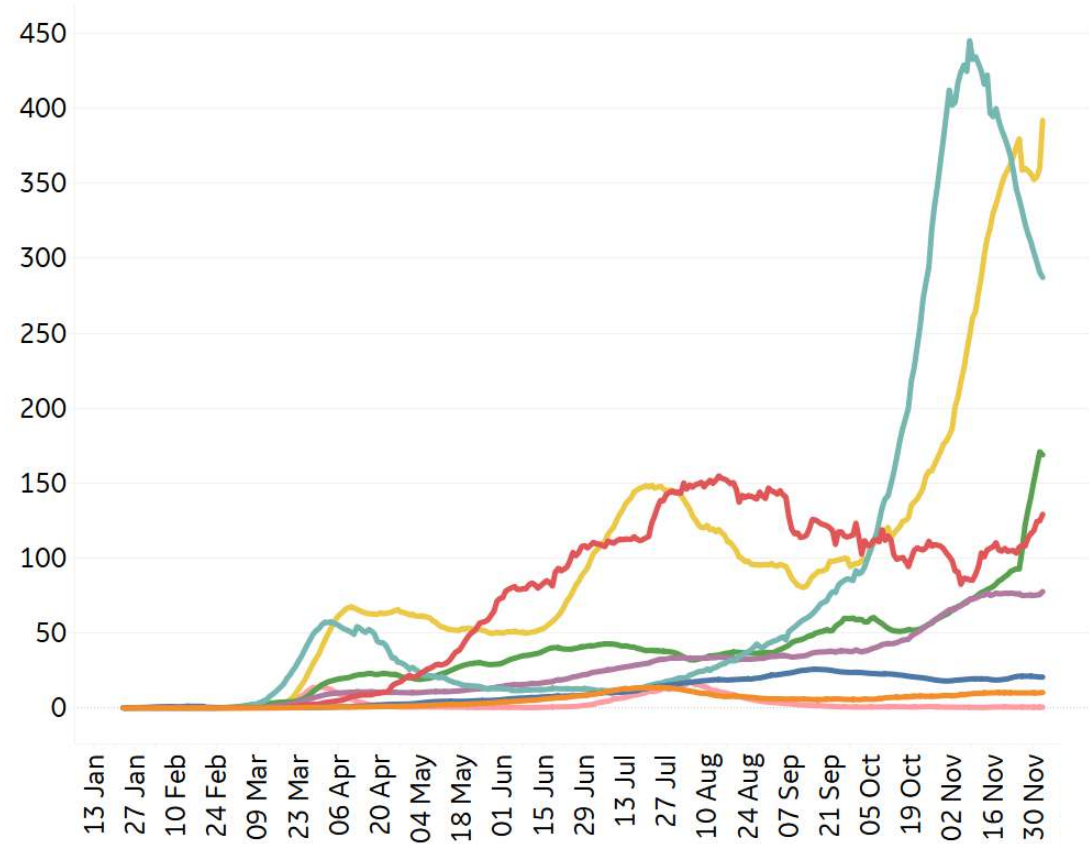
Asia

Africa

Oceania

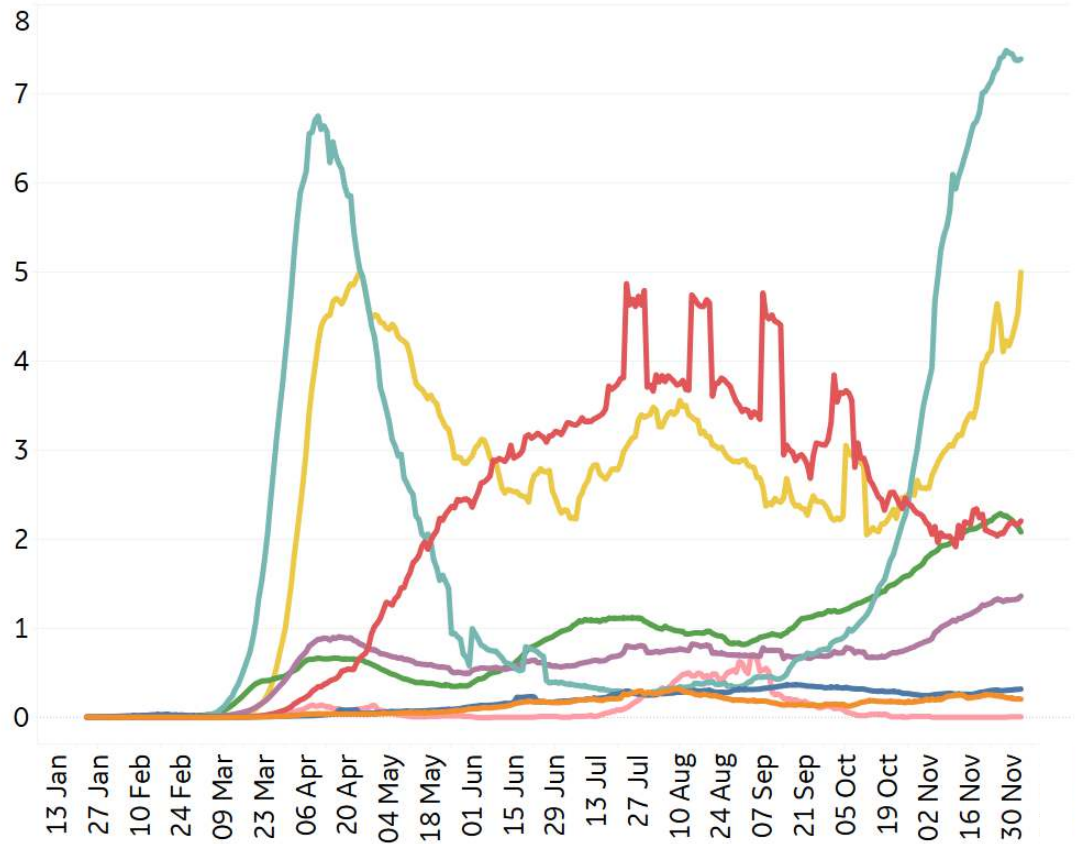
## New Confirmed Cases / 1M

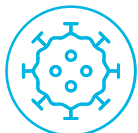
7-day rolling average



## New Deaths / 1M

7-day rolling average





# Top 50 Countries: Per 1M



## 1 - 25

	Average over last 7 days		Total Since 22 Jan			Change from 14d Ago in 14 day avg of daily new	
	New Confirmed	New Deaths	Total Confirmed	Total Recovered	Total Deaths	Confirmed	Deaths
Belgium	214	10	50,464	N/A**	1,470	-51%	-31%
Peru	63	2	29,330	27,272	1,094	8%	29%
Spain	179	5	35,845	3,216	985	-43%	-2%
Italy	366	12	27,535	14,006	960	-26%	32%
UK	210	6	24,724	N/A**	887	-33%	12%
North Macedo..	454	15	31,310	19,994	887	-6%	25%
Argentina	153	4	32,032	28,203	870	-26%	-26%
Bos. and Herz.	317	14	27,901	17,084	857	-23%	-12%
US	542	6	42,717	16,326	835	16%	42%
France	164	7	35,394	2,644	831	-65%	-13%
Brazil	190	3	30,519	27,251	825	29%	4%
Chile	73	2	29,054	27,750	812	0%	2%
Czechia	349	11	50,207	43,730	807	-38%	-31%
Slovenia	706	24	39,130	28,605	766	2%	27%
Armenia	368	9	46,742	38,211	761	-26%	-3%
Colombia	176	4	26,400	24,234	733	10%	0%
Panama	362	4	39,682	34,393	728	39%	32%
Sweden	513	5	26,996	N/A**	694	21%	97%
Bulgaria	382	20	22,335	8,224	648	-12%	64%
EU	279	8	27,019	10,172	628	-29%	16%
Romania	318	9	25,586	19,805	617	-16%	11%
Switzerland	431	11	39,299	29,764	599	-35%	4%
Moldova	333	5	27,840	24,182	586	27%	21%
Netherlands	299	3	31,922	416	563	-7%	-21%
Kosovo	239	5	21,740	13,865	556	-18%	-1%

## 26 - 50

	Average over last 7 days		Total Since 22 Jan			Change from 14d Ago in 14 day avg of daily new	
	New Confirmed	New Deaths	Total Confirmed	Total Recovered	Total Deaths	Confirmed	Deaths
Hungary	589	16	24,000	6,939	551	6%	40%
Poland	330	12	27,178	17,084	497	-30%	28%
Croatia	828	14	33,960	27,650	478	32%	48%
Portugal	381	7	30,168	22,460	463	-21%	6%
Ireland	50	1	14,830	4,732	421	-31%	-9%
Austria	434	12	32,580	26,440	393	-33%	68%
Georgia	1,037	9	37,009	31,227	348	24%	18%
Costa Rica	190	2	27,974	17,947	345	3%	2%
Israel	131	1	39,402	37,738	334	52%	45%
Ukraine	319	4	18,141	9,163	306	23%	6%
Jordan	395	6	22,663	16,992	285	-16%	-13%
Russia	182	3	16,137	12,633	282	19%	27%
Oman	49	1	24,347	22,689	281	-29%	-11%
Lithuania	698	6	24,636	9,858	207	24%	44%
Kuwait	68	0	33,619	32,472	207	-48%	-58%
Serbia	833	7	22,794	N/A**	202	96%	163%
Bahrain	91	0	51,383	50,305	200	-16%	-56%
West Bank an..	444	3	20,290	14,937	171	139%	102%
Slovakia	260	5	20,369	13,604	170	-14%	20%
Lebanon	222	2	19,459	12,328	156	-8%	8%
Denmark	240	1	14,789	11,729	148	17%	113%
Belarus	175	1	14,986	12,585	125	38%	41%
Qatar	70	0	48,412	47,462	83	-7%	33%
UAE	127	0	17,467	15,878	59	5%	14%
Total World	78	1	8,419	5,413	194	1%	15%

\*Change from 14d ago:  
Compares 14d-avgs. of Daily New Cases/Deaths  
today with 14d-avgs. from 14d ago

In the past 14 days, confirmed cases in **Croatia** increased 53% (+11,863 cases per 1M)

Sorted by Total Deaths / 1M  
Top 50 countries selected by Cases / 1M  
Excluded countries with population < 1M

N/A\*\* due to inconsistent reporting of Recovered Cases



# Top 50 Countries: Raw Volume

Updated 4 Dec 2020, 3:30 GMT

4

1 - 25	Average over last 7 days		Total Since 22 Jan			Change from 14d Ago <sup>*</sup> in 14 day avg of daily new	
	New Confirmed	New Deaths	Total Confirmed	Total Recovered	Total Deaths	Confirmed	Deaths
EU	124,004	3,533	12,030,410	4,529,178	279,524	-29%	16%
US	179,473	1,839	14,139,577	5,404,018	276,325	16%	42%
Brazil	40,409	544	6,487,084	5,792,539	175,270	29%	4%
India	37,396	496	9,571,559	9,016,289	139,188	-4%	-2%
Mexico	9,436	562	1,144,643	843,231	108,173	78%	27%
UK	14,284	440	1,678,418	N/A**	60,210	-33%	12%
Italy	22,136	741	1,664,829	846,809	58,038	-26%	32%
France	10,676	456	2,310,271	172,574	54,231	-65%	-13%
Iran	13,593	380	1,003,494	699,315	49,348	18%	-8%
Spain	8,364	238	1,675,902	150,376	46,038	-43%	-2%
Russia	26,501	498	2,354,934	1,843,526	41,173	19%	27%
Argentina	6,900	195	1,447,732	1,274,675	39,305	-26%	-26%
Colombia	8,976	184	1,343,322	1,233,115	37,305	10%	0%
Peru	2,091	56	967,075	899,213	36,076	8%	29%
South Africa	3,186	73	800,872	739,367	21,803	51%	14%
Poland	12,500	466	1,028,610	646,560	18,828	-30%	28%
Germany	17,673	351	1,141,544	811,091	18,097	-4%	74%
Indonesia	5,875	143	557,877	462,553	17,355	29%	40%
Belgium	2,475	116	584,857	N/A**	17,033	-51%	-31%
Chile	1,392	41	555,406	530,470	15,519	0%	2%
Turkey	32,789	186	733,261	418,331	14,316	599%	82%
Ecuador	1,107	42	195,884	169,804	13,612	10%	57%
Ukraine	13,945	186	793,372	400,751	13,394	23%	6%
Canada	6,160	86	399,770	319,250	12,423	22%	26%
Iraq	2,014	34	558,767	487,863	12,361	-26%	-20%

26 - 50	Average over last 7 days		Total Since 22 Jan			Change from 14d Ago <sup>*</sup> in 14 day avg of daily new	
	New Confirmed	New Deaths	Total Confirmed	Total Recovered	Total Deaths	Confirmed	Deaths
Romania	6,123	166	492,211	381,001	11,876	-16%	11%
Netherlands	5,117	55	546,982	7,129	9,645	-7%	-21%
Czechia	3,735	123	537,663	468,302	8,641	-38%	-31%
Philippines	1,588	29	435,413	399,325	8,446	-7%	-24%
Pakistan	2,966	52	410,072	350,305	8,260	46%	10%
Sweden	5,184	55	272,643	N/A**	7,007	21%	97%
Bangladesh	2,186	32	471,739	388,379	6,748	22%	56%
Morocco	3,991	63	368,624	318,987	6,063	-19%	-6%
Saudi Arabia	245	13	358,102	347,881	5,930	-30%	-16%
Hungary	5,685	156	231,844	67,033	5,324	6%	40%
Switzerland	3,734	96	340,115	257,600	5,181	-35%	4%
Portugal	3,889	74	307,618	229,018	4,724	-21%	6%
Bulgaria	2,652	139	155,193	57,141	4,503	-12%	64%
Austria	3,913	109	293,430	238,127	3,538	-33%	68%
Panama	1,562	18	171,219	148,396	3,141	39%	32%
Jordan	4,031	57	231,237	173,369	2,909	-16%	-13%
Israel	1,137	8	341,042	326,644	2,891	52%	45%
Kazakhstan	940	2	177,386	149,435	2,438	8%	-33%
Dom. Rep.	727	3	146,009	115,992	2,335	34%	-17%
Japan	2,245	25	155,938	129,085	2,174	44%	123%
Serbia	7,278	57	199,158	N/A**	1,765	96%	163%
Nepal	1,421	20	237,589	220,272	1,551	-22%	23%
Georgia	4,135	38	147,636	124,568	1,387	24%	18%
UAE	1,255	3	172,751	157,035	585	5%	14%
Total World	600,775	10,539	65,220,557	41,931,987	1,506,251	1%	15%

<sup>\*</sup>Change from 14d ago:  
Compares 14d-avgs. of Daily New Cases/Deaths  
today with 14d-avgs. from 14d ago

In the last 7 days, deaths in the **EU** have increased 10% (+24,734 deaths)

Sorted by Raw Total Deaths  
Top 50 countries selected by Total Cases  
Excluded countries with population < 1M

N/A\*\* due to inconsistent reporting of Recovered Cases





# United States: Per 1M



## 1 - 25

	Average over last 7 days		Total Since 22 Jan			Change from 14d Ago* in 14 day avg of daily new	
	New Confirmed	New Deaths	Total Confirmed	Total Recovered	Total Deaths	Confirmed	Deaths
New Jersey	460	5	39,517	5,041	1,937	23%	82%
New York	396	2	34,651	4,431	1,788	56%	56%
Massachusetts	545	6	34,952	24,637	1,578	27%	25%
Connecticut	682	7	35,390	2,749	1,434	20%	105%
Louisiana	567	5	52,504	43,644	1,403	23%	59%
Rhode Island	1,133	9	57,319	3,674	1,322	23%	70%
Mississippi	559	6	53,437	43,259	1,303	36%	21%
North Dakota	874	15	106,428	97,980	1,290	-33%	-11%
South Dakota	1,164	30	94,215	75,556	1,168	-27%	47%
Illinois	700	12	59,941	N/A	1,075	-18%	48%
Michigan	836	12	41,138	16,549	1,005	8%	49%
DC	289	3	31,405	23,051	981	25%	47%
Arizona	630	5	47,594	7,466	937	72%	47%
Georgia	356	4	45,960	N/A	909	35%	4%
Indiana	860	10	53,390	31,739	896	6%	41%
Florida	448	4	47,911	N/A	879	32%	25%
S. Carolina	337	4	43,324	22,790	867	12%	27%
Pennsylvania	578	8	30,654	17,828	849	43%	102%
Arkansas	553	6	54,447	47,924	847	9%	-1%
Iowa	697	12	75,664	46,645	825	-37%	52%
Delaware	569	3	38,465	18,553	800	66%	42%
New Mexico	890	14	49,056	16,777	798	25%	69%
Maryland	353	5	33,975	1,435	788	24%	106%
Texas	412	5	44,364	34,596	778	23%	21%
Alabama	536	6	53,100	34,342	770	36%	-9%

## 26 - 51

	Average over last 7 days		Total Since 22 Jan			Change from 14d Ago* in 14 day avg of daily new	
	New Confirmed	New Deaths	Total Confirmed	Total Recovered	Total Deaths	Confirmed	Deaths
Nevada	684	7	51,793	N/A	730	41%	130%
Tennessee	750	5	56,852	50,872	700	7%	5%
Minnesota	1,123	10	59,157	51,425	681	-2%	33%
Montana	727	9	60,931	45,248	676	-10%	5%
Missouri	529	7	51,526	N/A	675	-16%	54%
Wisconsin	698	9	73,257	56,922	648	-28%	-6%
Nebraska	868	13	69,639	33,985	599	-19%	69%
Ohio	783	6	38,228	25,522	578	31%	101%
Colorado	757	9	42,928	2,298	577	4%	56%
Kansas	711	9	56,690	1,205	576	5%	94%
Idaho	796	10	59,570	23,412	567	0%	9%
N. Carolina	419	4	35,968	30,127	516	32%	22%
California	415	2	32,561	N/A	495	74%	48%
Virginia	261	2	28,645	2,903	486	43%	21%
Oklahoma	711	6	51,567	44,016	464	15%	42%
Wyoming	1,058	13	60,554	48,575	460	-18%	27%
Kentucky	782	6	42,662	6,436	451	27%	31%
West Virginia	546	6	28,471	18,307	440	26%	18%
New Hampshire	436	3	16,910	13,267	400	49%	90%
Washington	348	4	22,645	N/A	381	41%	73%
Utah	992	4	64,307	44,585	286	-4%	30%
Oregon	365	4	18,800	1,392	231	41%	68%
Alaska	871	2	47,247	9,794	178	7%	71%
Hawaii	61	1	13,055	8,446	174	-7%	475%
Maine	137	3	9,339	7,241	164	14%	133%
Vermont	187	3	7,439	4,369	120	32%	367%

\*Change from 14d ago:  
Compares 14d-avgs. of Daily New Cases/Deaths  
today with 14d-avgs. from 14d ago

In the past 7 days, **Colorado** saw a 14% increase  
in cases (+30,526 cases or +5,301 per 1M)

Sorted by Total Deaths / 1M

N/As due to states revising and updating case counts



# United States: Raw Volume

1 - 25

	Average over last 7 days		Total Since 22 Jan			Change from 14d Ago* in 14 day avg of daily new	
	New Confirmed	New Deaths	Total Confirmed	Total Recovered	Total Deaths	Confirmed	Deaths
New York	7,699	47	674,093	86,201	34,775	56%	56%
Texas	11,938	133	1,286,369	1,003,141	22,573	23%	21%
California	16,393	75	1,286,550	N/A	19,553	74%	48%
Florida	9,622	89	1,029,030	N/A	18,874	32%	25%
New Jersey	4,089	41	350,999	44,777	17,209	23%	82%
Illinois	8,868	147	759,562	N/A	13,624	-18%	48%
Massachusetts	3,759	39	240,907	169,809	10,874	27%	25%
Pennsylvania	7,399	100	392,434	228,233	10,871	43%	102%
Michigan	8,344	124	410,843	165,269	10,035	8%	49%
Georgia	3,780	45	487,978	N/A	9,648	35%	4%
Arizona	4,585	36	346,421	54,342	6,821	72%	47%
Ohio	9,158	68	446,849	298,332	6,753	31%	101%
Louisiana	2,634	25	244,078	202,891	6,524	23%	59%
Indiana	5,791	67	359,430	213,673	6,033	6%	41%
N. Carolina	4,389	39	377,231	315,979	5,410	32%	22%
Connecticut	2,432	26	126,177	9,800	5,111	20%	105%
Tennessee	5,125	37	388,252	347,412	4,781	7%	5%
Maryland	2,131	31	205,399	8,675	4,764	24%	106%
S. Carolina	1,737	21	223,063	117,338	4,466	12%	27%
Virginia	2,229	17	244,503	24,782	4,147	43%	21%
Missouri	3,248	44	316,235	N/A	4,141	-16%	54%
Mississippi	1,665	17	159,036	128,746	3,879	36%	21%
Minnesota	6,332	58	333,626	290,019	3,843	-2%	33%
Alabama	2,629	29	260,359	168,387	3,776	36%	-9%
Wisconsin	4,061	51	426,534	331,425	3,773	-28%	-6%

26 - 51

	Average over last 7 days		Total Since 22 Jan			Change from 14d Ago* in 14 day avg of daily new	
	New Confirmed	New Deaths	Total Confirmed	Total Recovered	Total Deaths	Confirmed	Deaths
Colorado	4,361	52	247,209	13,233	3,320	4%	56%
Washington	2,647	28	172,437	N/A	2,900	41%	73%
Iowa	2,200	36	238,724	147,169	2,603	-37%	52%
Arkansas	1,669	17	164,310	144,624	2,555	9%	-1%
Nevada	2,107	22	159,532	N/A	2,250	41%	130%
Kentucky	3,494	26	190,600	28,755	2,014	27%	31%
Oklahoma	2,815	22	204,048	174,169	1,836	15%	42%
Kansas	2,073	25	165,156	3,512	1,679	5%	94%
New Mexico	1,867	29	102,862	35,179	1,673	25%	69%
Rhode Island	1,201	9	60,722	3,892	1,400	23%	70%
Nebraska	1,680	25	134,710	65,740	1,159	-19%	69%
South Dakota	1,029	26	83,348	66,841	1,033	-27%	47%
Idaho	1,422	17	106,455	41,838	1,014	0%	9%
North Dakota	666	11	81,105	74,667	983	-33%	-11%
Oregon	1,541	15	79,293	5,870	973	41%	68%
Utah	3,180	12	206,165	142,939	917	-4%	30%
West Virginia	978	11	51,025	32,808	789	26%	18%
Delaware	554	3	37,456	18,066	779	66%	42%
Montana	777	9	65,122	48,360	722	-10%	5%
DC	204	2	22,164	16,268	692	25%	47%
New Hampshire	592	4	22,993	18,039	544	49%	90%
Wyoming	612	7	35,046	28,113	266	-18%	27%
Hawaii	86	1	18,484	11,958	246	-7%	475%
Maine	184	4	12,554	9,733	220	14%	133%
Alaska	637	2	34,563	7,165	130	7%	71%
Vermont	116	2	4,642	2,726	75	32%	367%

\*Change from 14d ago:  
Compares 14d-avgs. of Daily New Cases/Deaths  
today with 14d-avgs. from 14d ago

In the past 14 days, **Utah** saw a 24% increase in cases (+40,169 cases)

Sorted by Raw Total Deaths

N/As due to states revising and updating case counts

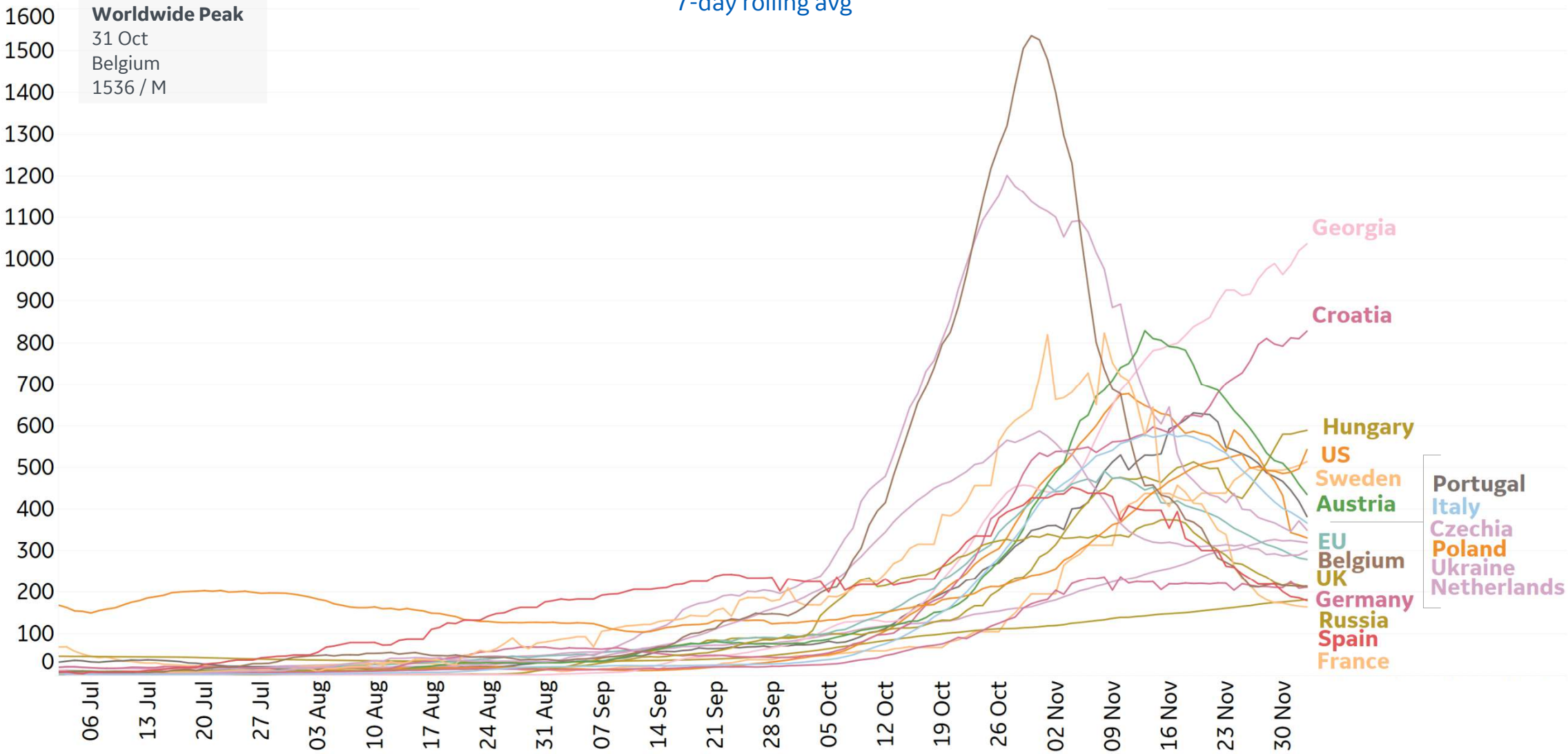


# New Confirmed Cases in Select Countries

Updated 4 Dec 2020, 3:30 GMT

## Daily New Confirmed Cases / 1M

7-day rolling avg

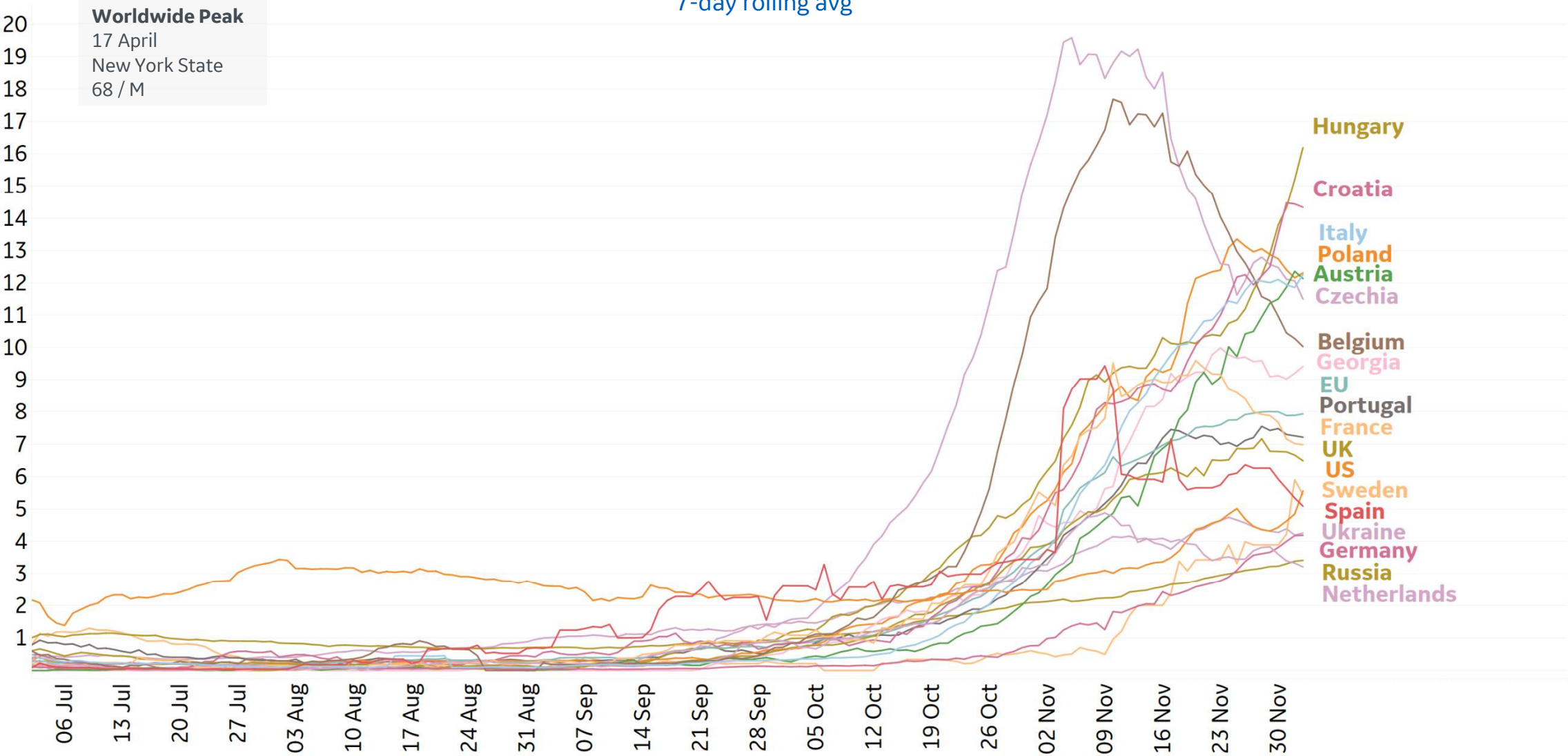






# New Deaths in Select Countries

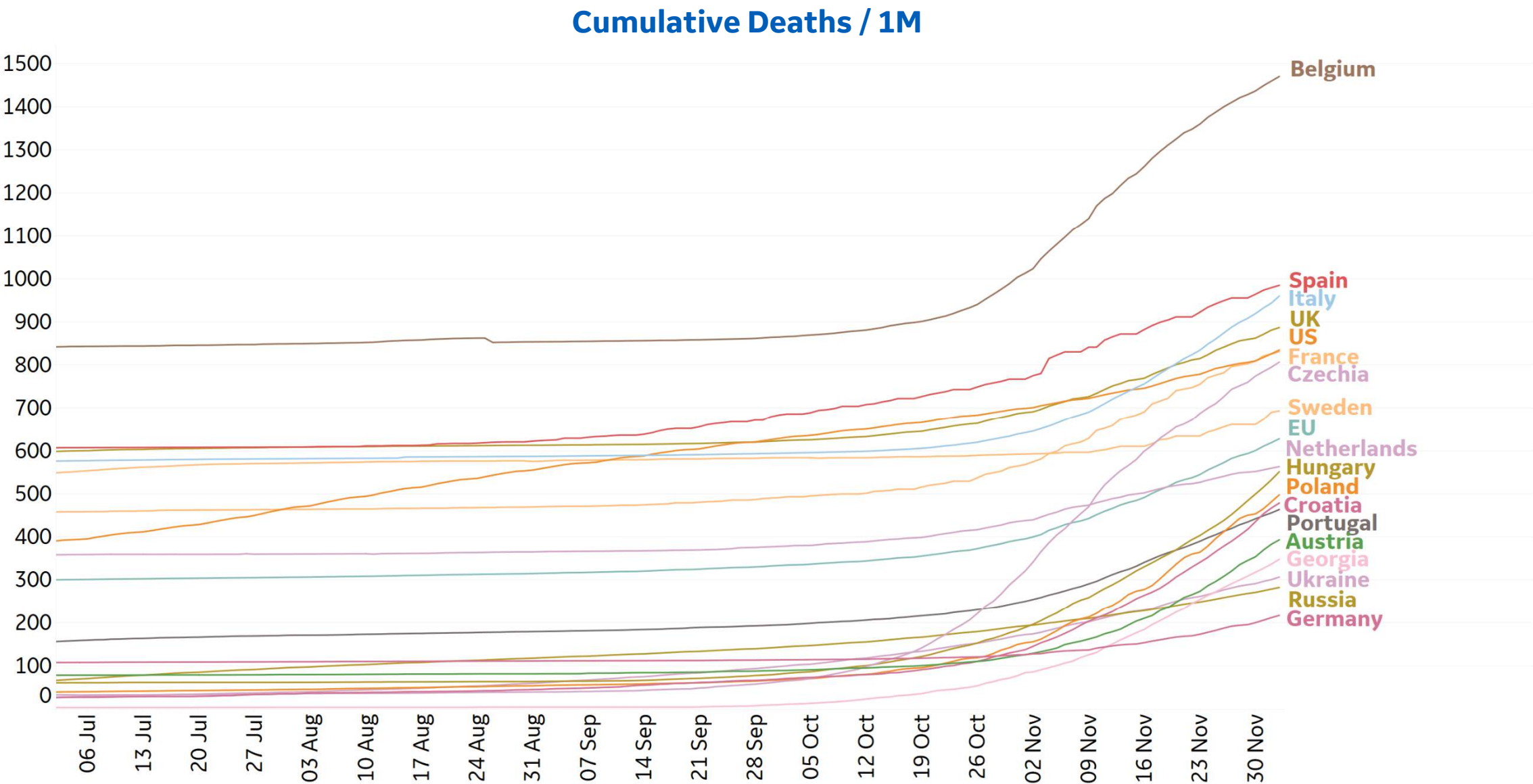
Daily New Deaths / 1M  
7-day rolling avg





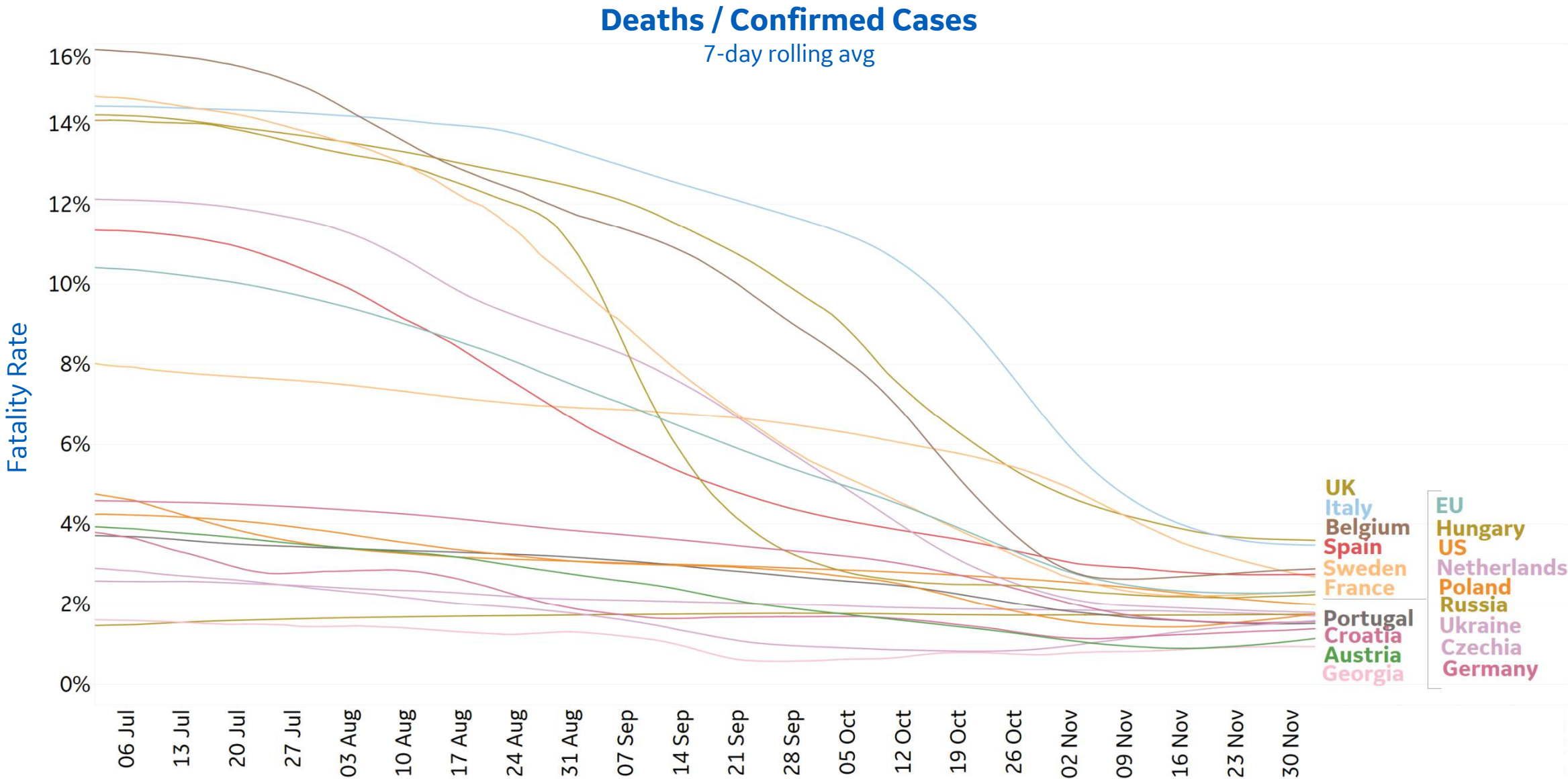


# Cumulative Deaths in Select Countries





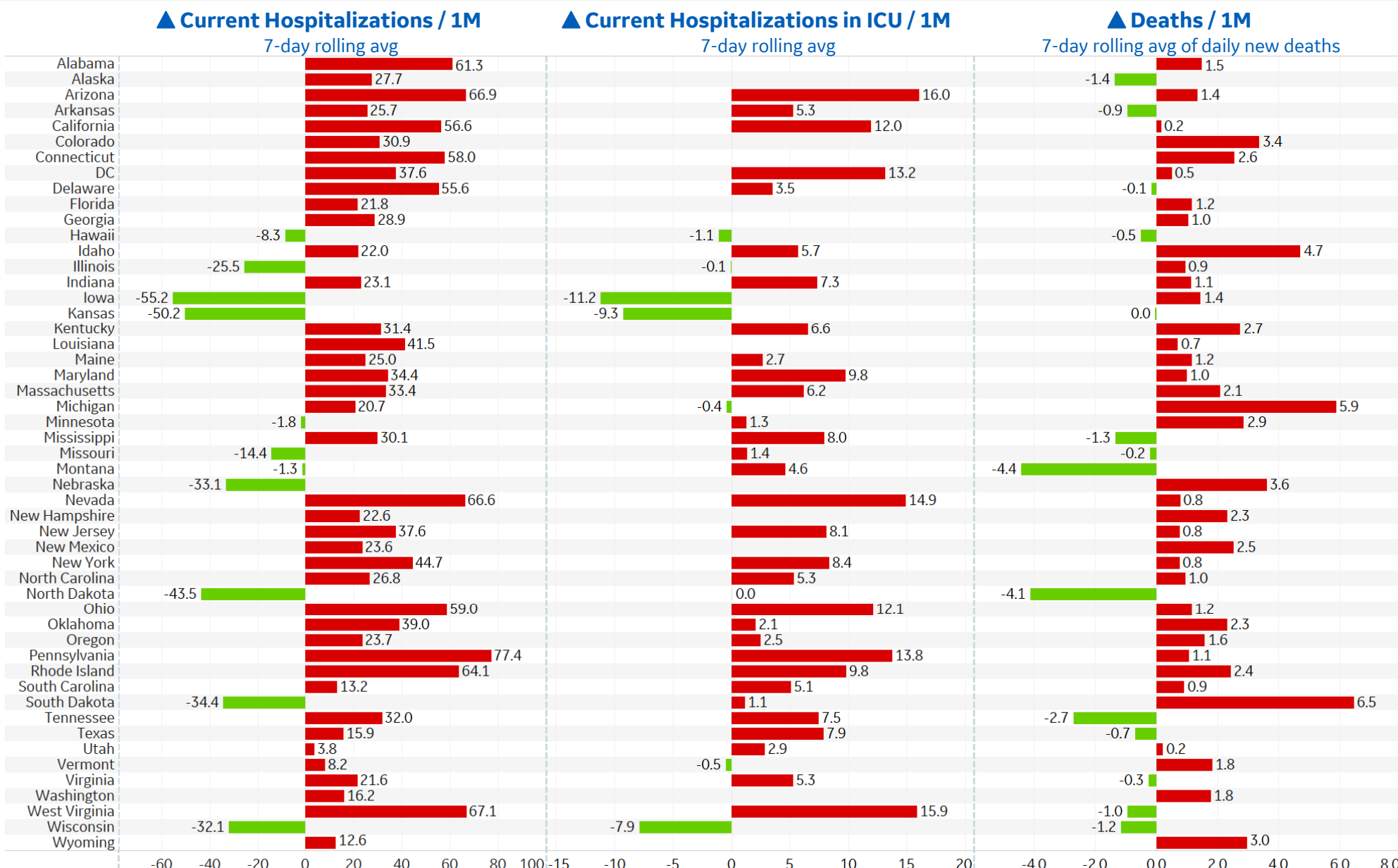
# Fatality Rate in Select Countries





# Feature: US Changes from Previous Week

Updated 4 Dec 2020, 3:30 GMT 11



\*Blank rows indicate insignificant or missing data





# Feature: Trends in CC Ecosystem Cities

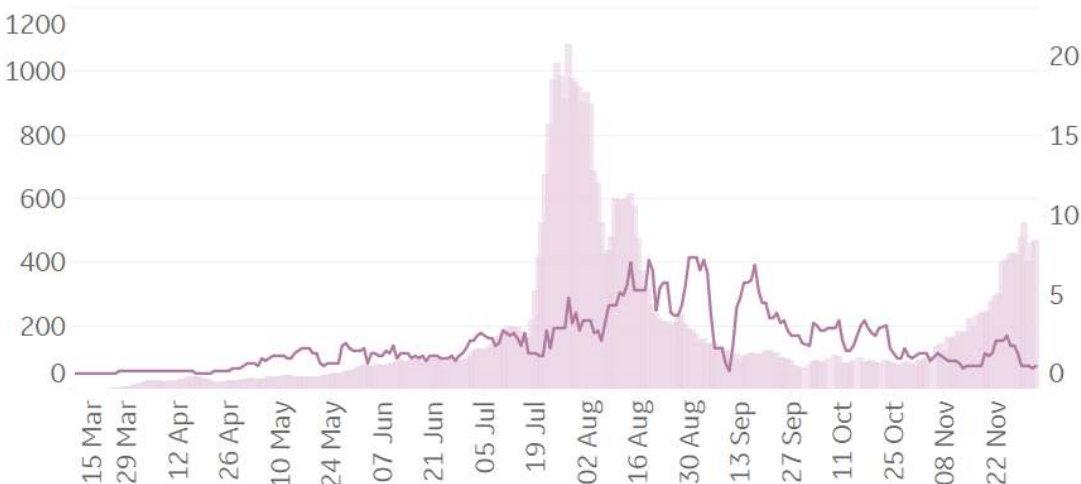
Daily New Confirmed Cases / 1M (Bars)

7-day Rolling Avg

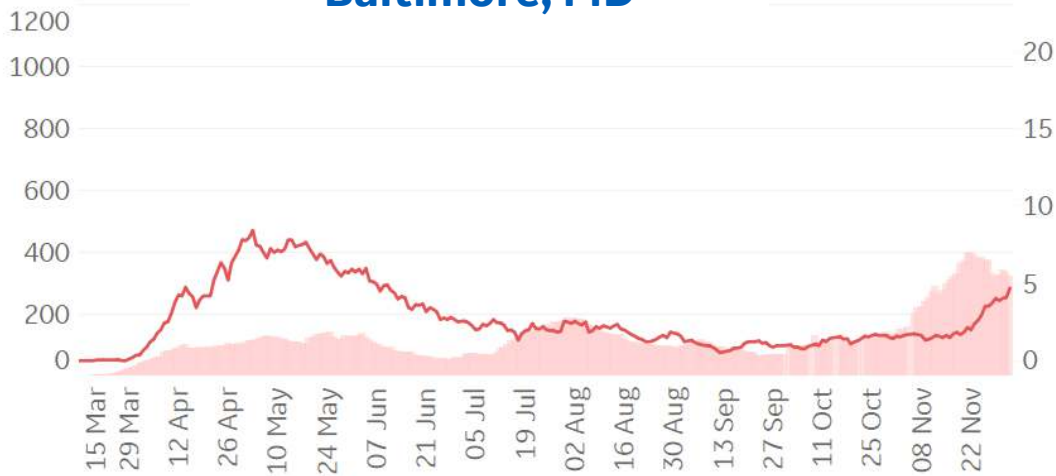
### Asheville, NC



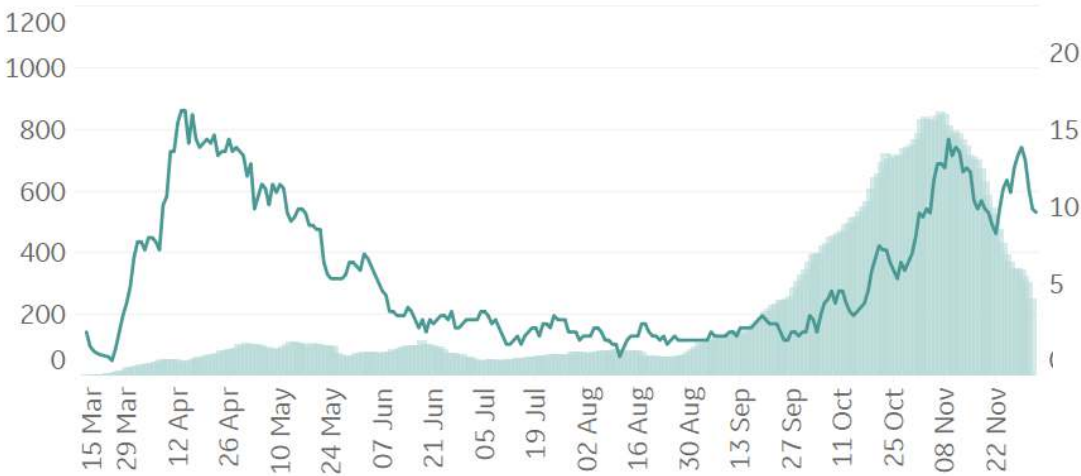
### Bakersfield, CA



### Baltimore, MD



### Bradford, UK



Daily New Deaths / 1M (Lines)  
7-day Rolling Avg



# Feature: Trends in CC Ecosystem Cities

Durham, NC

Daily New Confirmed Cases / 1M (Bars)

7-day Rolling Avg



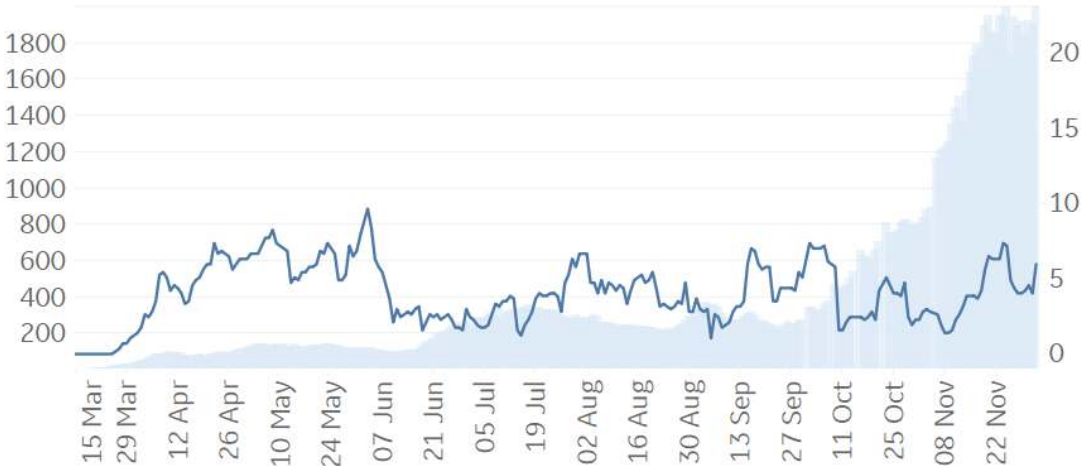
Hanford, CA



Los Angeles, CA



Cincinnati, OH



Daily New Deaths / 1M (Lines)

7-day Rolling Avg



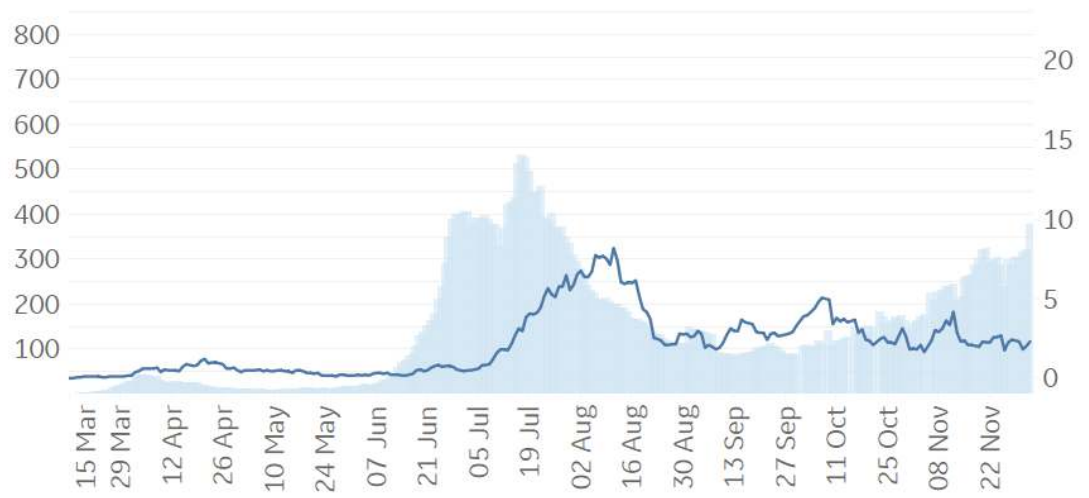
# Feature: Trends in CC Ecosystem Cities

Daily New Confirmed Cases / 1M (Bars)  
7-day Rolling Avg

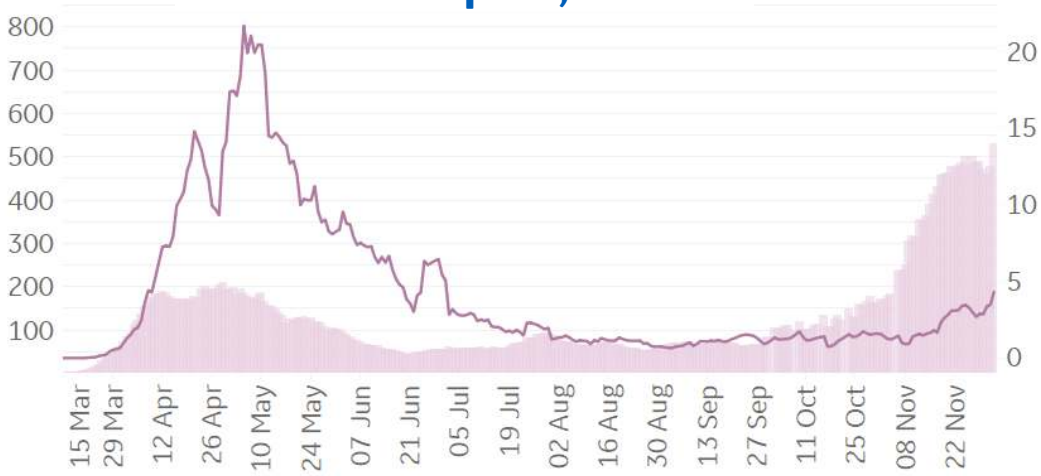
Miami, FL



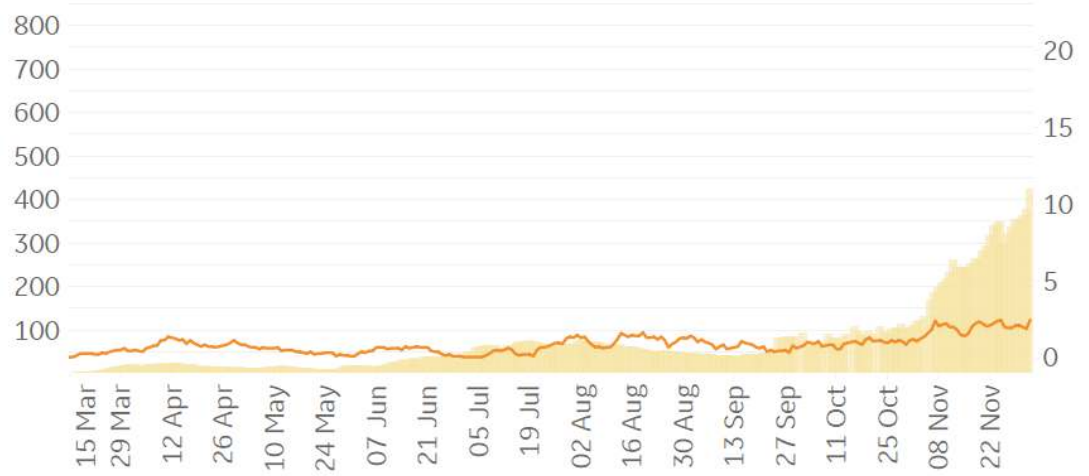
Orlando, FL



Philadelphia, PA



Portland, OR



Daily New Deaths / 1M (Lines)  
7-day Rolling Avg





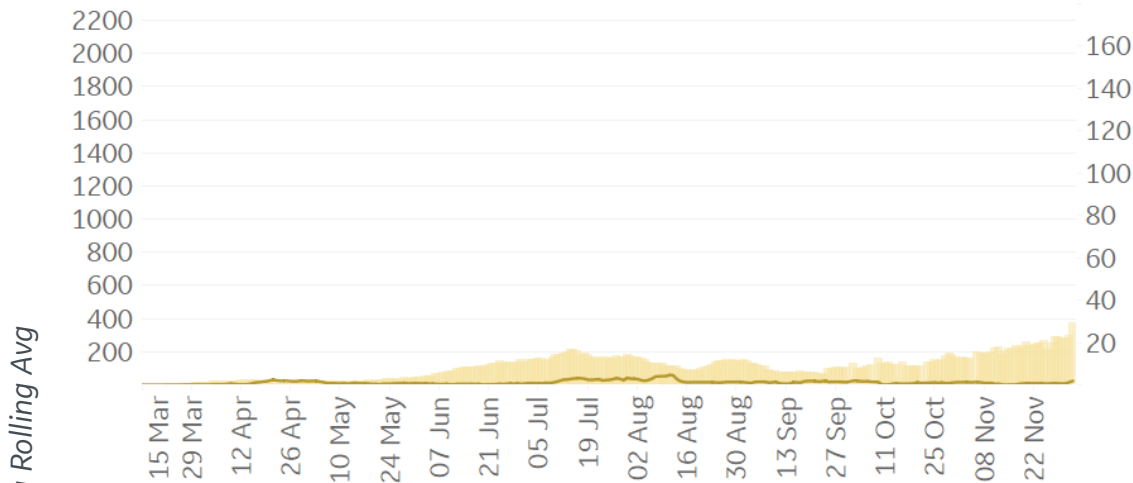
# Feature: Trends in CC Ecosystem Cities

Updated 4 Dec 2020, 3:30 GMT

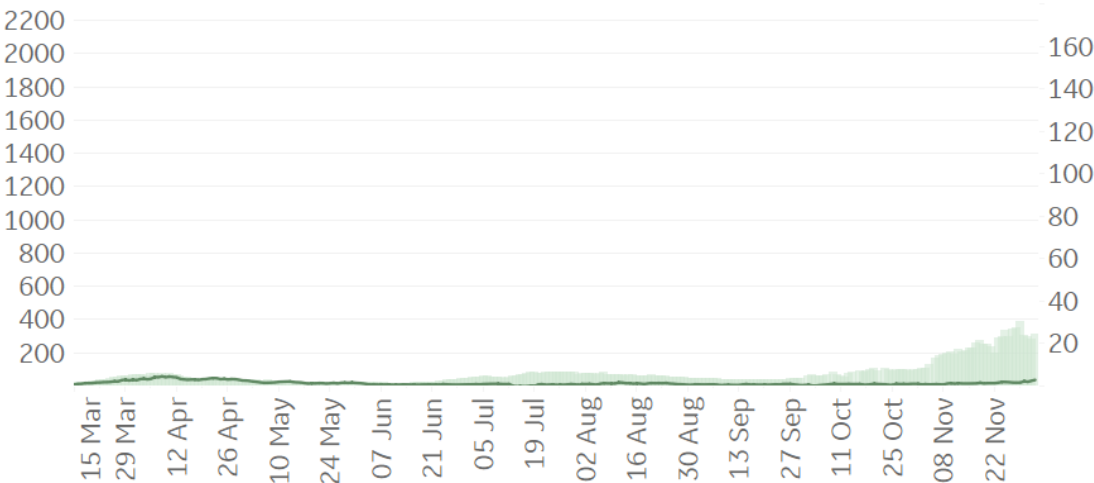
15

## Raleigh, NC

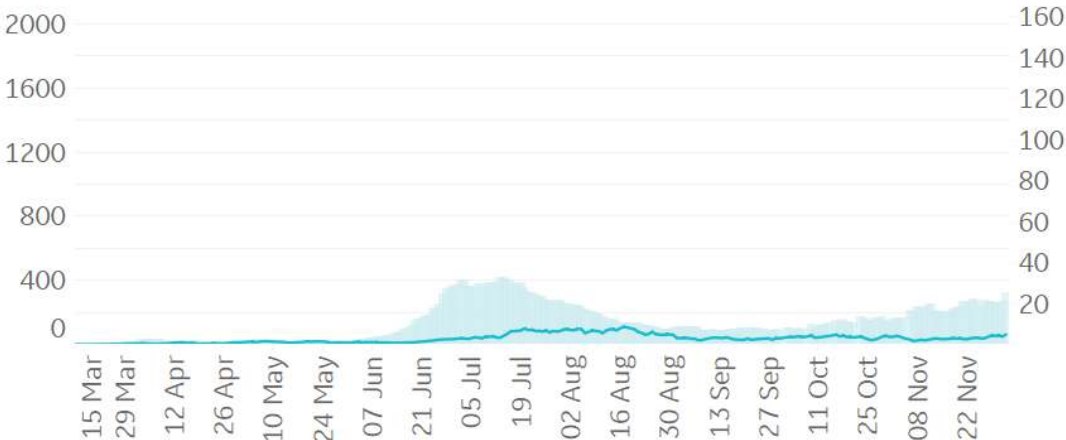
Daily New Confirmed Cases / 1M (Bars)



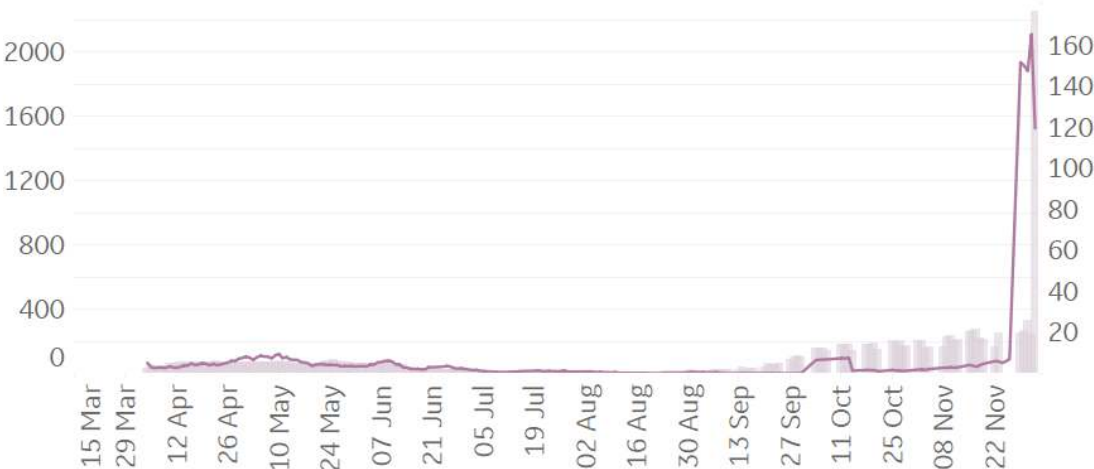
## Seattle, WA



## Tampa, FL



## Toronto, Canada



Daily New Deaths / 1M (Lines)  
7-day Rolling Avg



# Europe & Middle East

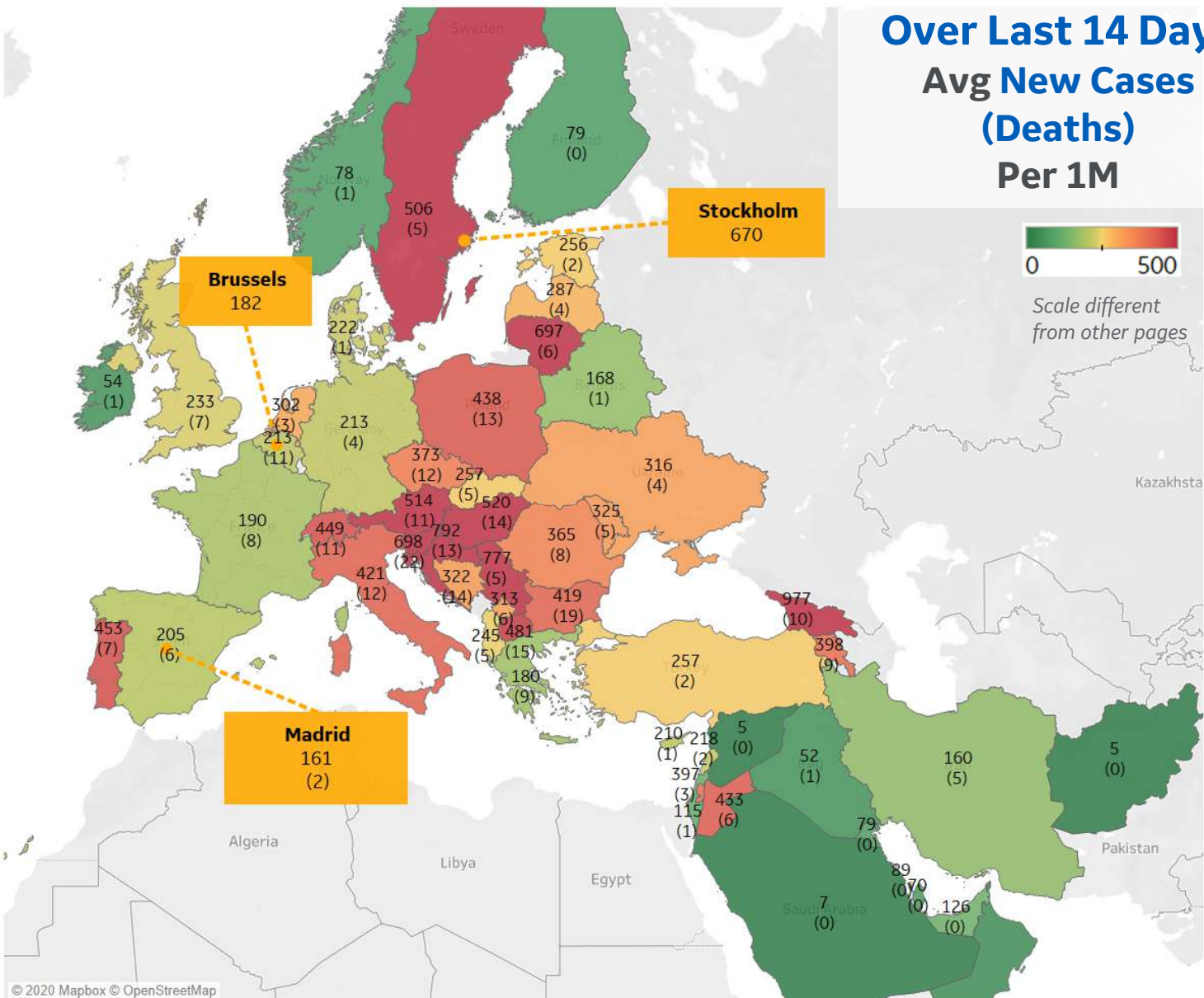
## Per 1M in Region

	Today	Change
Active Cases	10,862	+0.8%
Confirmed	274 new	+1.3%
Deaths	6 new	+1.2%
Recovered	183 new	+2.0%

## Most Daily New Cases / 1M

Georgia	977
Croatia	792
Serbia	777
Slovenia	698
Lithuania	697
Hungary	520
Austria	514
Sweden	506
North Macedonia	481
Portugal	453

\* Excludes regions with population < 1M



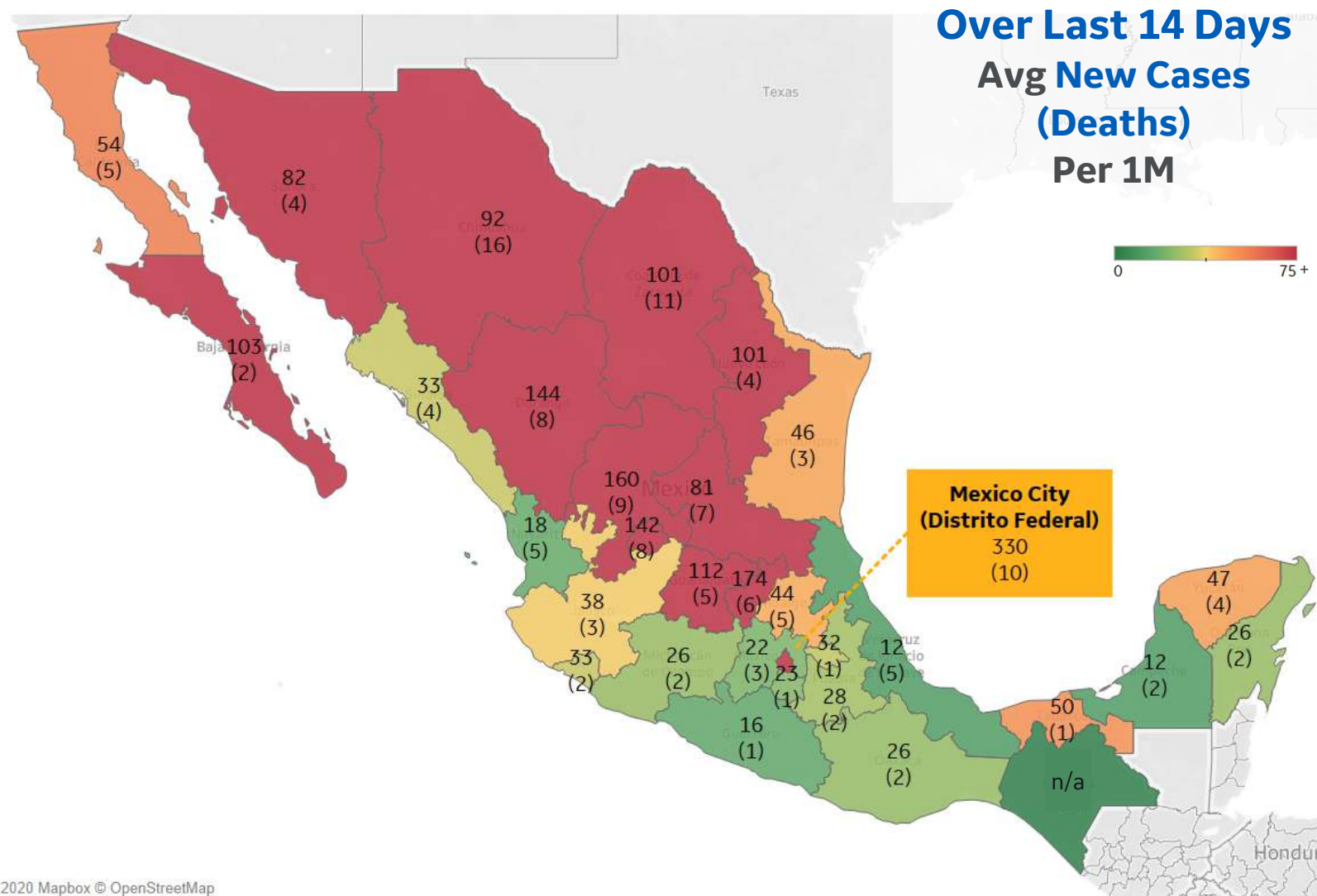


	Today	Change
Active Cases	1,499	+2%
Confirmed	86 new	+1%
Deaths	5 new	+0.6%
Recovered	52 new	+0.8%

	Today	Change
Active Cases	1,499	+2%
Confirmed	86 new	+1%
Deaths	5 new	+0.6%
Recovered	52 new	+0.8%

Distrito Federal	330
Querétaro	174
Zacatecas	160
Durango	144
Aguascalientes	142
Guanajuato	112
Baja California Sur	103
Nuevo León	101
Coahuila	101
Chihuahua	92

Distrito Federal	330
Querétaro	174
Zacatecas	160
Durango	144
Aguascalientes	142
Guanajuato	112
Baja California Sur	103
Nuevo León	101
Coahuila	101
Chihuahua	92

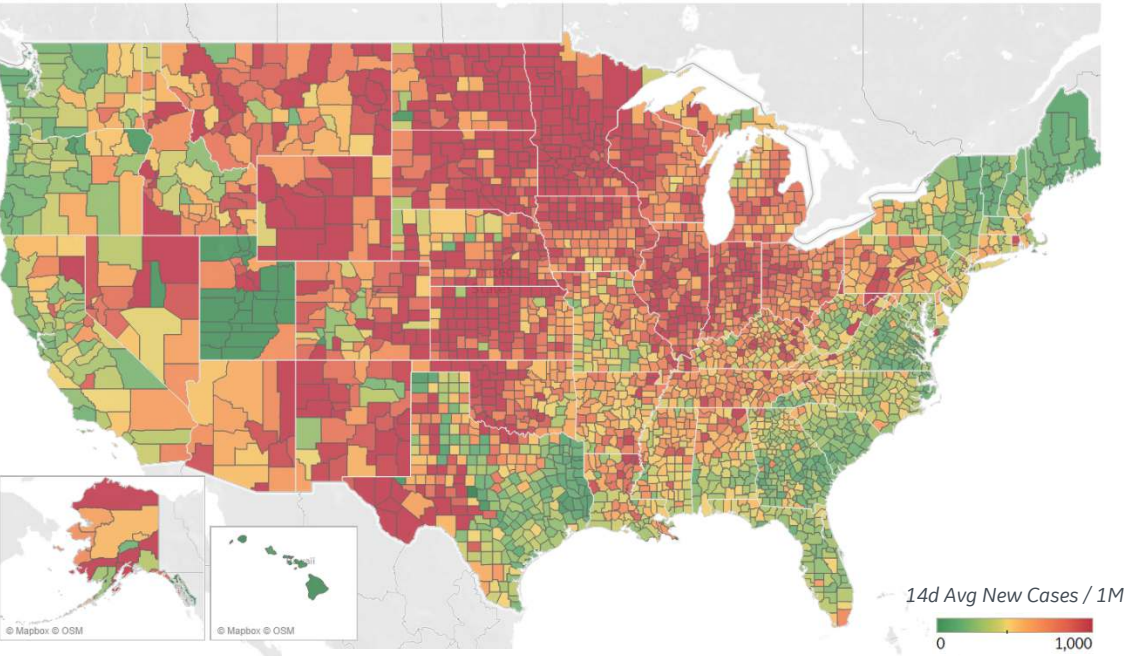






# US Counties: Recent Cases and Deaths

## Average New Cases per 1M Over Last 14 Days

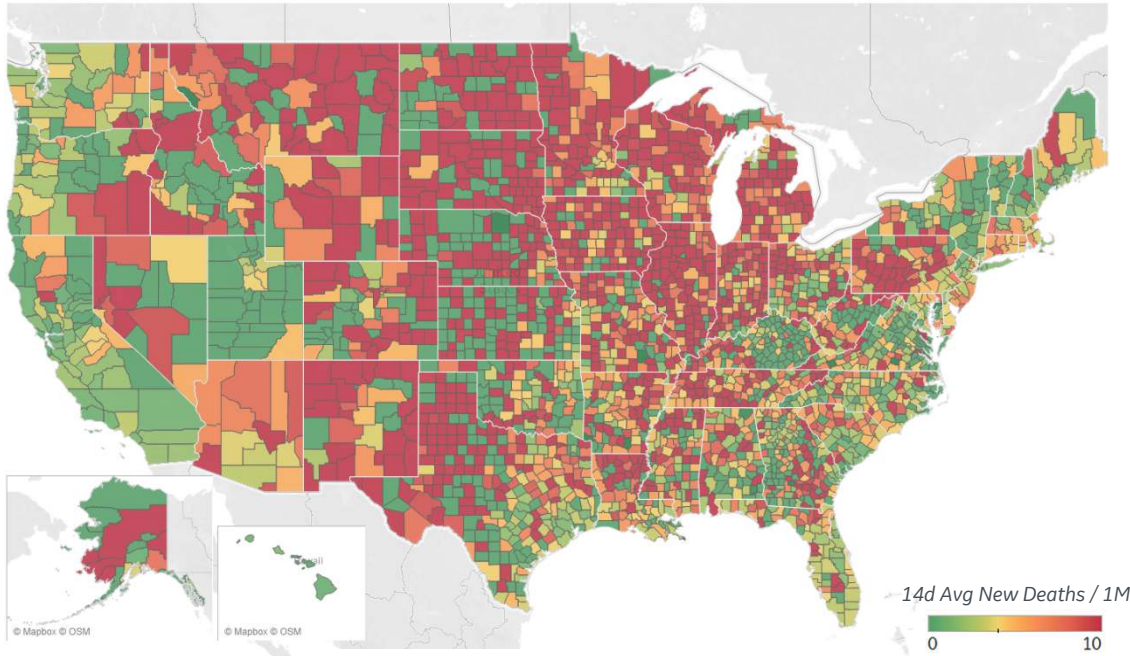


### Top 10 by New Confirmed

Avg New Confirmed Cases / 1M

Lubbock County, TX	1,418
Anoka County, MN	1,137
Utah County, UT	1,043
Dakota County, MN	1,036
St. Joseph County, IN	1,035
Providence County, RI	972
Douglas County, NE	971
Bernalillo County, NM	964
Milwaukee County, WI	946
Anchorage Municipality, AK	940

## Average New Deaths per 1M Over Last 14 Days



### Top 10 by New Deaths

Avg New Deaths/ 1M

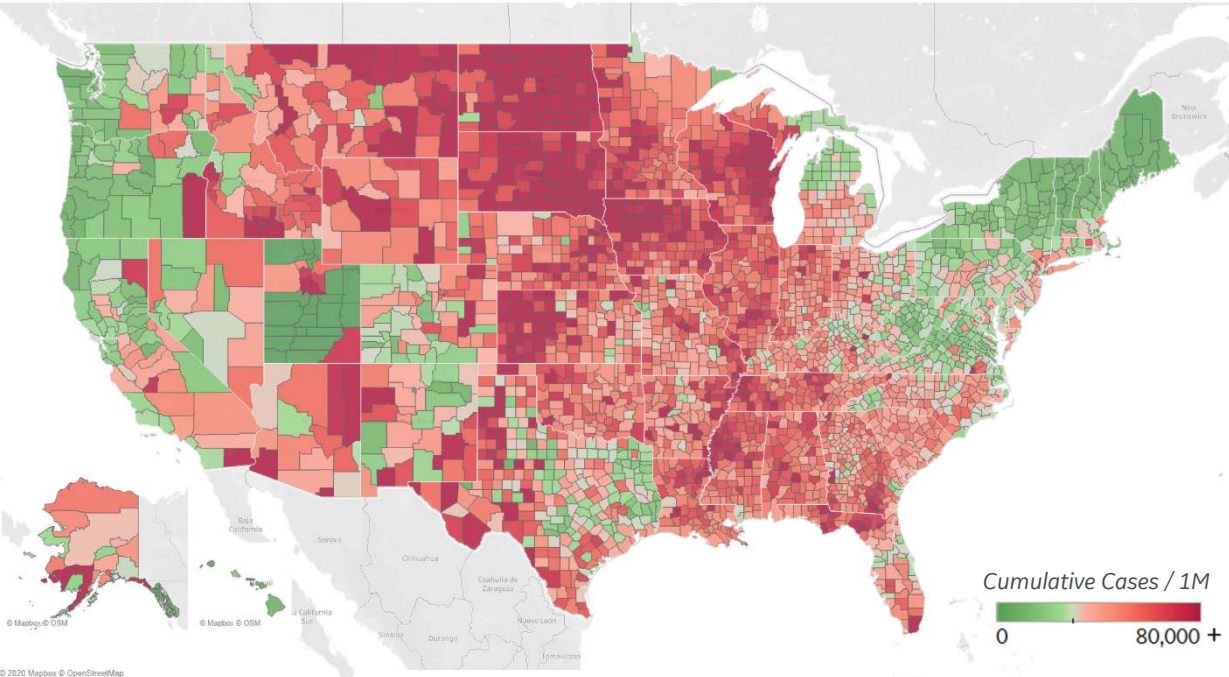
El Paso County, TX	23
Lubbock County, TX	22
Madison County, IL	17
Cumberland County, PA	17
Westmoreland County, PA	15
Luzerne County, PA	15
Douglas County, NE	12
Winnebago County, IL	12
Ottawa County, MI	12
Washoe County, NV	11

Note: Lists includes counties  
≥ 250K population



# US Counties: Cumulative Cases and Deaths

## Confirmed **Cases** per 1M to date

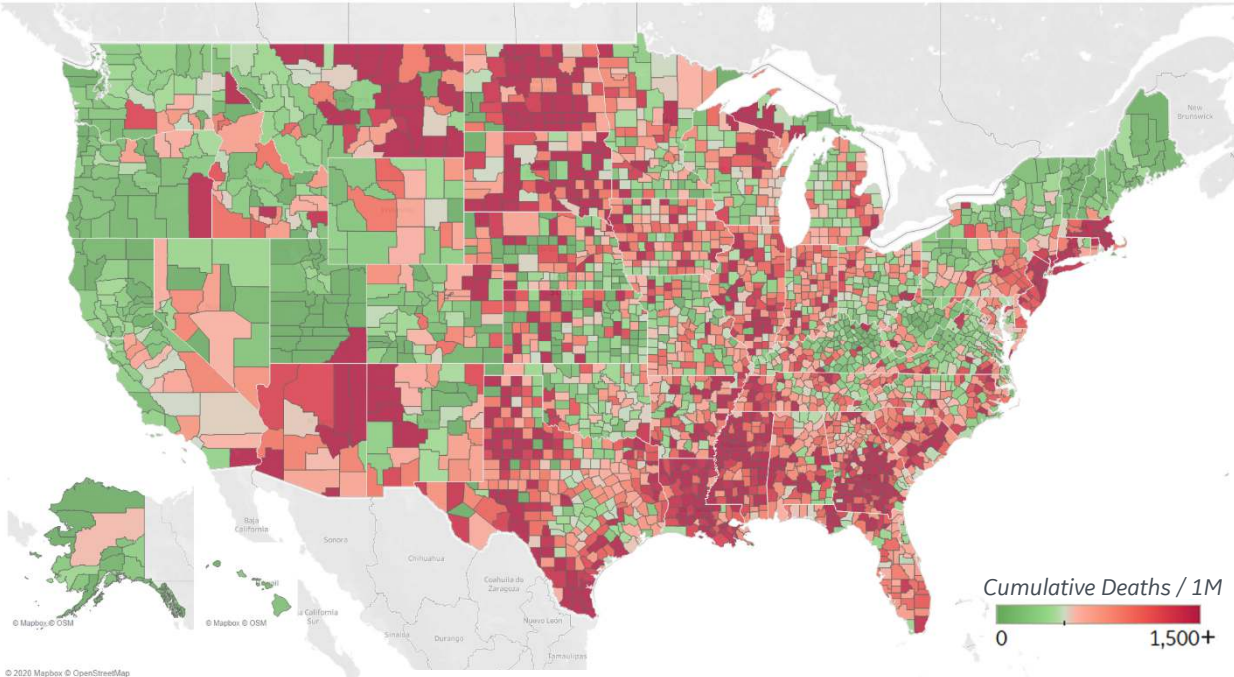


### Top 10 Counties

Total Confirmed Cases / 1M

Lubbock County, TX	107,129
El Paso County, TX	105,442
Brown County, WI	90,670
Miami-Dade County, FL	86,976
Utah County, UT	80,759
Milwaukee County, WI	80,007
Douglas County, NE	74,297
Webb County, TX	73,305
Waukesha County, WI	72,885
Salt Lake County, UT	72,508

## Reported **Deaths** per 1M to date



### Top 10 Counties

Total Reported Deaths / 1M

New York City*	4,507
Essex County, NJ	2,816
Cameron County, TX	2,663
Passaic County, NJ	2,648
Union County, NJ	2,596
Hidalgo County, TX	2,397
Hudson County, NJ	2,374
Bergen County, NJ	2,310
Rockland County, NY	2,124
Hampden County, MA	1,973

**Note:** Lists includes counties  $\geq 250K$  population

\* New York City counties aggregated into one reporting area





# Central & South America

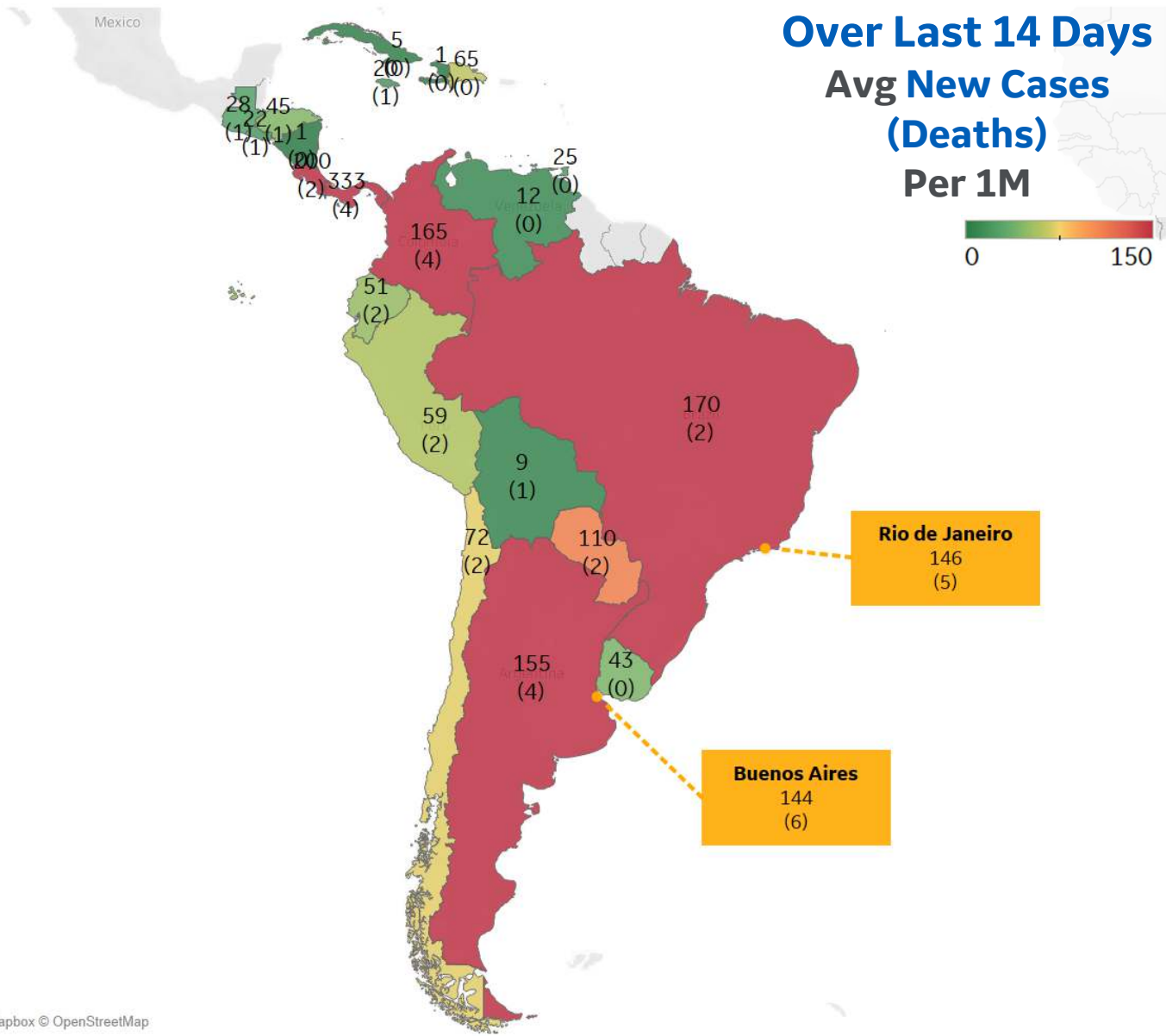
## Per 1M in Region

	Today	Change
Active Cases	1,919	+2.2%
Confirmed	157 new	+0.7%
Deaths	3 new	+0.4%
Recovered	112 new	+0.5%

## Most Daily New Cases / 1M

Panama	333
Costa Rica	200
Brazil	170
Colombia	165
Argentina	155
Paraguay	110
Chile	72
Dom. Rep.	65
Peru	59
Ecuador	51

\* Excludes regions with population < 1M





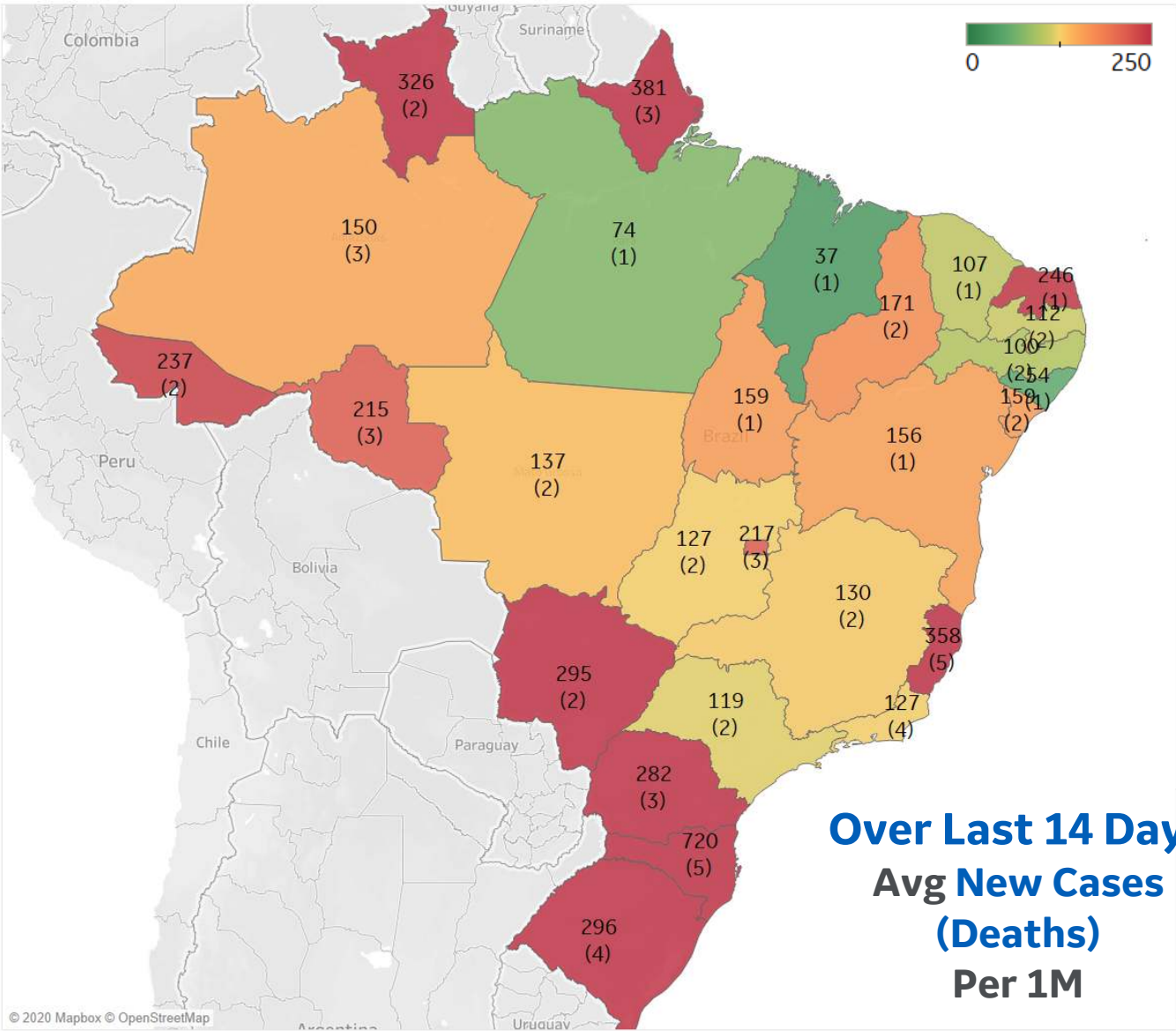
## Per 1M in Region

	Today	Change
Active Cases	2,443	+3.3%
Confirmed	237 new	+0.8%
Deaths	4 new	+0.4%
Recovered	156 new	+0.6%

## Most Daily New Cases / 1M

Santa Catarina	720
Espírito Santo	358
Rio Grande do ..	296
MatoGrosso do ..	295
Paraná	282
Rio Grande do ..	246
Distrito Federal	217
Rondônia	215
Piauí	171
Sergipe	159

\* Excludes regions with population < 1M







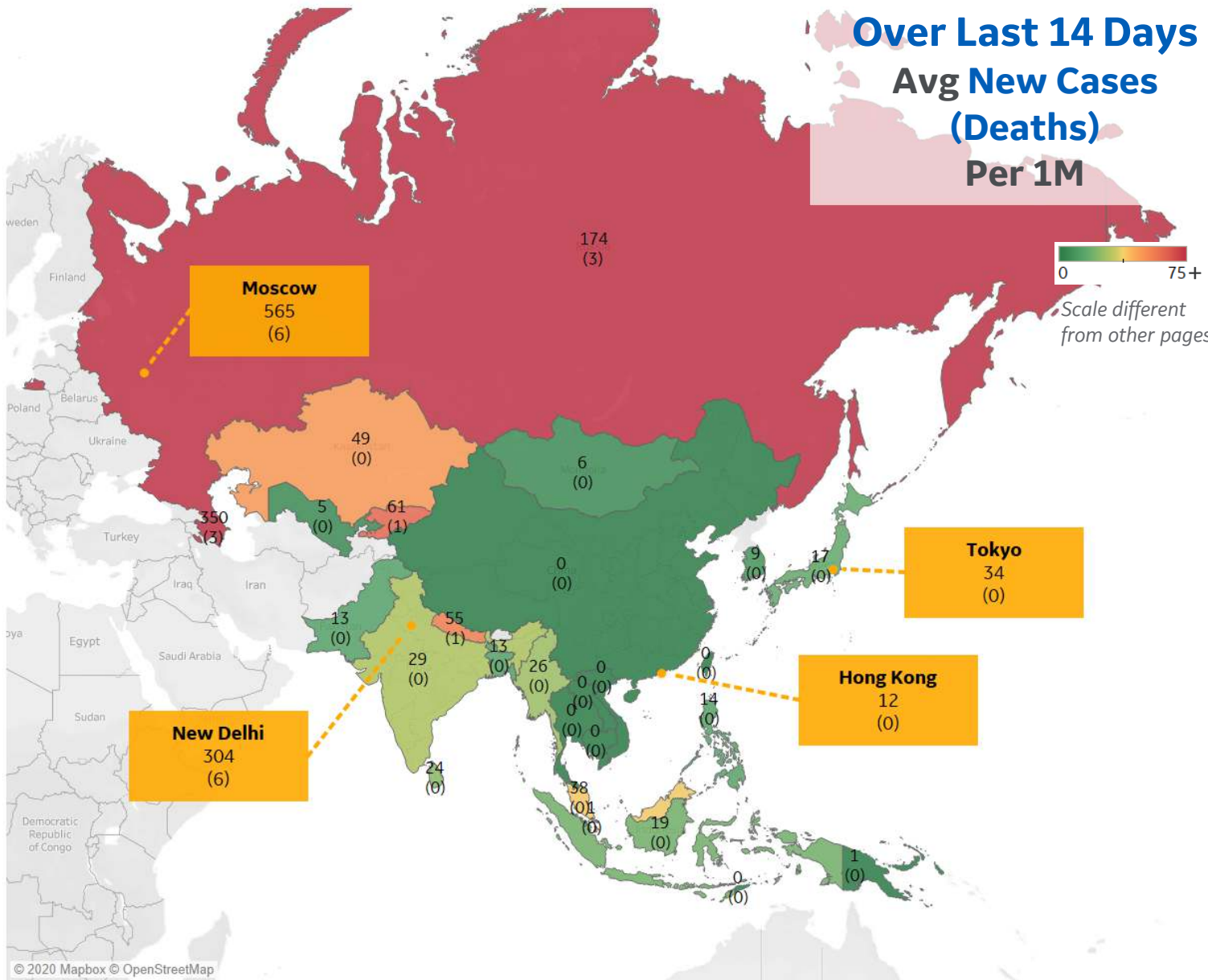
## Per 1M in Region

	Today	Change
Active Cases	297	-0.1%
Confirmed	21 new	+0.6%
Deaths	0.3 new	+0.6%
Recovered	22 new	+0.7%

## Most Daily New Cases / 1M

Azerbaijan	350
Russia	174
Kyrgyzstan	61
Nepal	55
Kazakhstan	49
Malaysia	38
India	29
Myanmar	26
Sri Lanka	24
Indonesia	19

\* Excludes regions with population < 1M





## Per 1M in Region

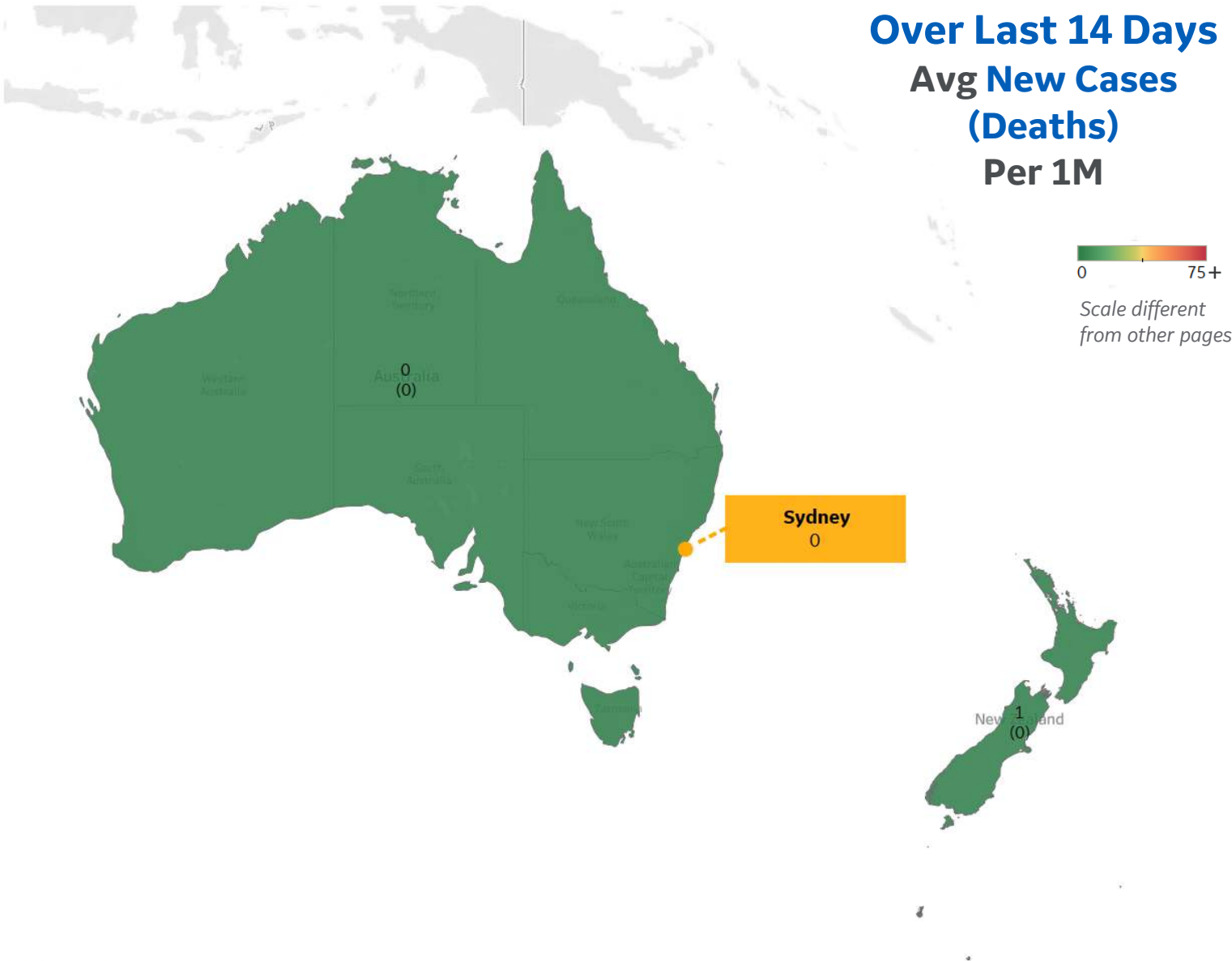
	Today	Change
Active Cases	47	-0.9%
Confirmed	0 new	+0.03%
Deaths	0 new	+0%
Recovered	1 new	+0.1%

## Most Daily New Cases / 1M

New Zealand	1
Australia	0

\* Excludes regions with population < 1M

## Over Last 14 Days Avg New Cases (Deaths) Per 1M





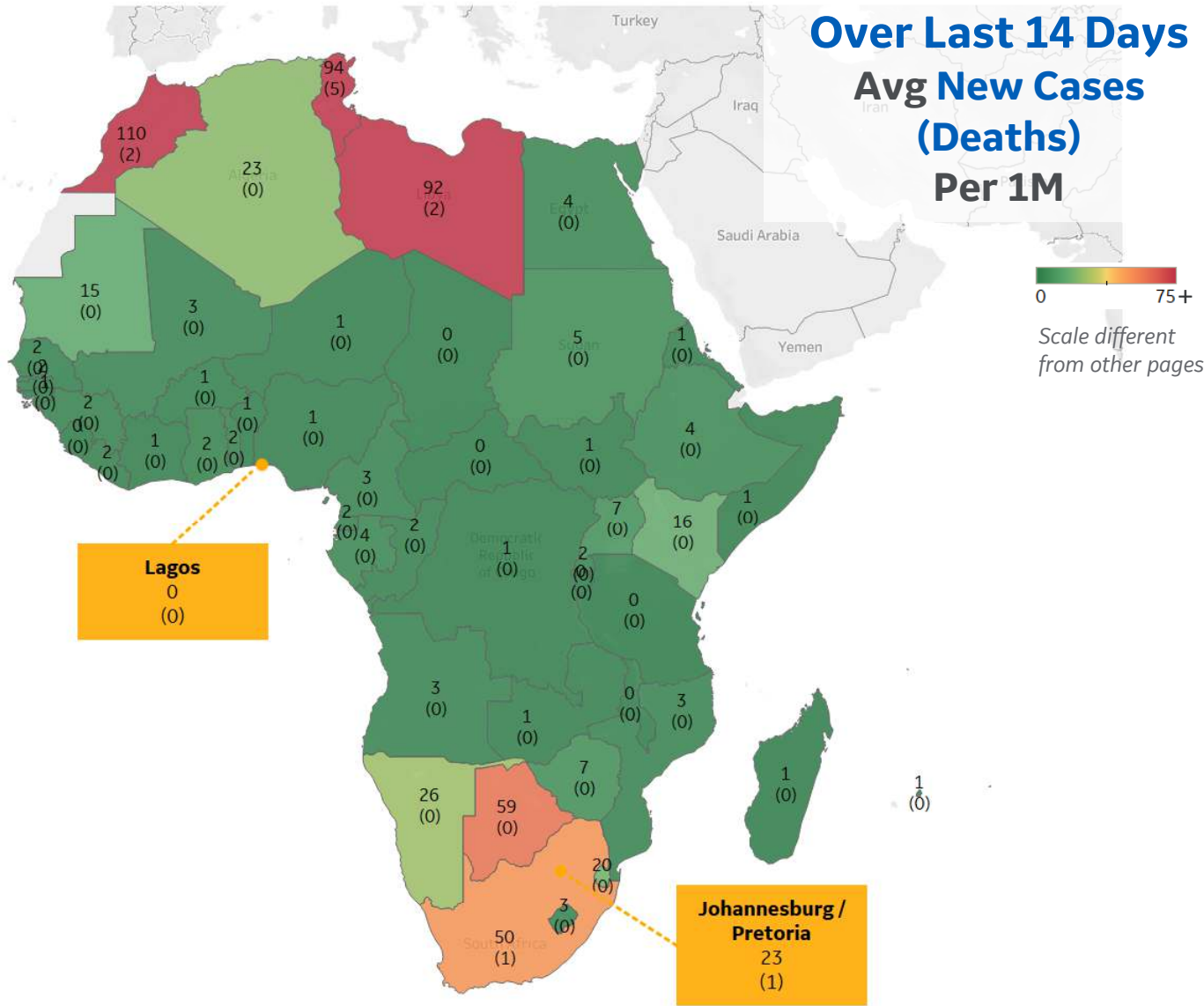
## Per 1M in Region

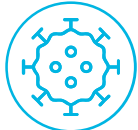
	Today	Change
Active Cases	212	+0.2%
Confirmed	12 new	+0.7%
Deaths	0.2 new	+0.5%
Recovered	11 new	+0.8%

## Most Daily New Cases / 1M

Morocco	110
Tunisia	94
Libya	92
Botswana	59
South Africa	50
Namibia	26
Algeria	23
Eswatini	20
Kenya	16
Mauritania	15

\* Excludes regions with population < 1M





# Sources



\*\* Per 1M = Per 1 Million Population unless otherwise noted

**Johns Hopkins Coronavirus Resource Center:**

<https://coronavirus.jhu.edu/map.html>

**Worldometer Coronavirus Reporting:**

<https://www.worldometers.info/coronavirus/>

**Public Health England:**

<https://www.gov.uk/government/publications/covid-19-track-coronavirus-cases>

**US Department of Homeland Security, Homeland Infrastructure Foundation-Level Data:**

<https://hifld-geoplatform.opendata.arcgis.com/datasets/hospitals>

**City of New York, NYC Health:**

<https://www1.nyc.gov/site/doh/covid/covid-19-data.page>

**Chicago Coronavirus Latest Data:**

<https://www.chicago.gov/city/en/sites/covid-19/home/latest-data.html>

**National Health Commission of the PRC:**

<http://www.nhc.gov.cn/xcs/yqtb/202003/bf66696029ba420098164607240074f8.shtml>

**Korean Centers for Disease Control and Prevention:**

[http://www.cdc.go.kr/cdc\\_eng/](http://www.cdc.go.kr/cdc_eng/)

**CDC, Severe Outcomes Among Patients with Coronavirus Disease 2019 (COVID-19):**

<https://www.cdc.gov/mmwr/volumes/69/wr/mm6912e2.htm>

**Italian Department of Civil Protection, COVID Monitoring:**

<http://opendatadpc.maps.arcgis.com/apps/opsdashboard/index.html#/b0c68bce2cce478eaac82fe38d4138b1>

**The COVID Tracking Project:**

<https://covidtracking.com/data/>

**UK Office for National Statistics:**

<https://www.ons.gov.uk/peoplepopulationandcommunity/birthsdeathsandmarriages/deaths/bulletins/deathsregisteredweeklyinenglandandwalesprovisional/weekending24april2020>

**COVID-19 Information for Switzerland:**

<https://www.corona-data.ch/>

**The COVID Tracking Project:**

<https://covidtracking.com/data/api>

**European Centre for Disease Prevention and Control:**

<https://www.ecdc.europa.eu/en/publications-data/download-data-hospital-and-icu-admission-rates-and-current-occupancy-covid-19>

Worldwide Survival Rate, last 30d calculation =

$$\frac{[(Total\ Confirmed - Total\ Confirmed\ 30d\ ago) - (Total\ Deaths - Total\ Deaths\ 30d\ ago)]}{(Total\ Confirmed - Total\ Confirmed\ 30d\ ago)}$$

**Provincial Health Services Authority of Canada. BC Center for Disease Control:**

<http://www.bccdc.ca/about/news-stories/stories/2020/information-on-novel-coronavirus>

**Secretary of Health, Mexico:**

<https://www.gob.mx/salud/en>

**OECD Economic Outlooks, Statistics:**

[https://www.oecd-ilibrary.org/economics/data/oecd-economic-outlook-statistics-and-projections\\_eo-data-en](https://www.oecd-ilibrary.org/economics/data/oecd-economic-outlook-statistics-and-projections_eo-data-en)

**Public Health Authority of Sweden:**

<https://www.folkhalsomyndigheten.se/smittskydd-beredskap/utbrott/aktuella-utbrott/covid-19/bekraftade-fall-i-sverige>

**National Public Health Agency of France:**

<https://www.santepubliquefrance.fr/regions/ile-de-france/documents/bulletin-regional/2020/covid-19-point-epidemiologique-en-ile-de-france-du-23-avril-2020>

**Florida Department of Health, COVID-19 Response:**

<https://floridahealthcovid19.gov>

**CDC:**

<https://www.cdc.gov/covid-data-tracker/index.html#demographics>

**CDC Provisional COVID19 Deaths Counts**

<https://data.cdc.gov/NCHS/Provisional-COVID-19-Death-Counts-by-Sex-Age-and-S/9bhg-hcku>

**Johns Hopkins Coronavirus Resource Center:**

<https://coronavirus.jhu.edu/map.html>