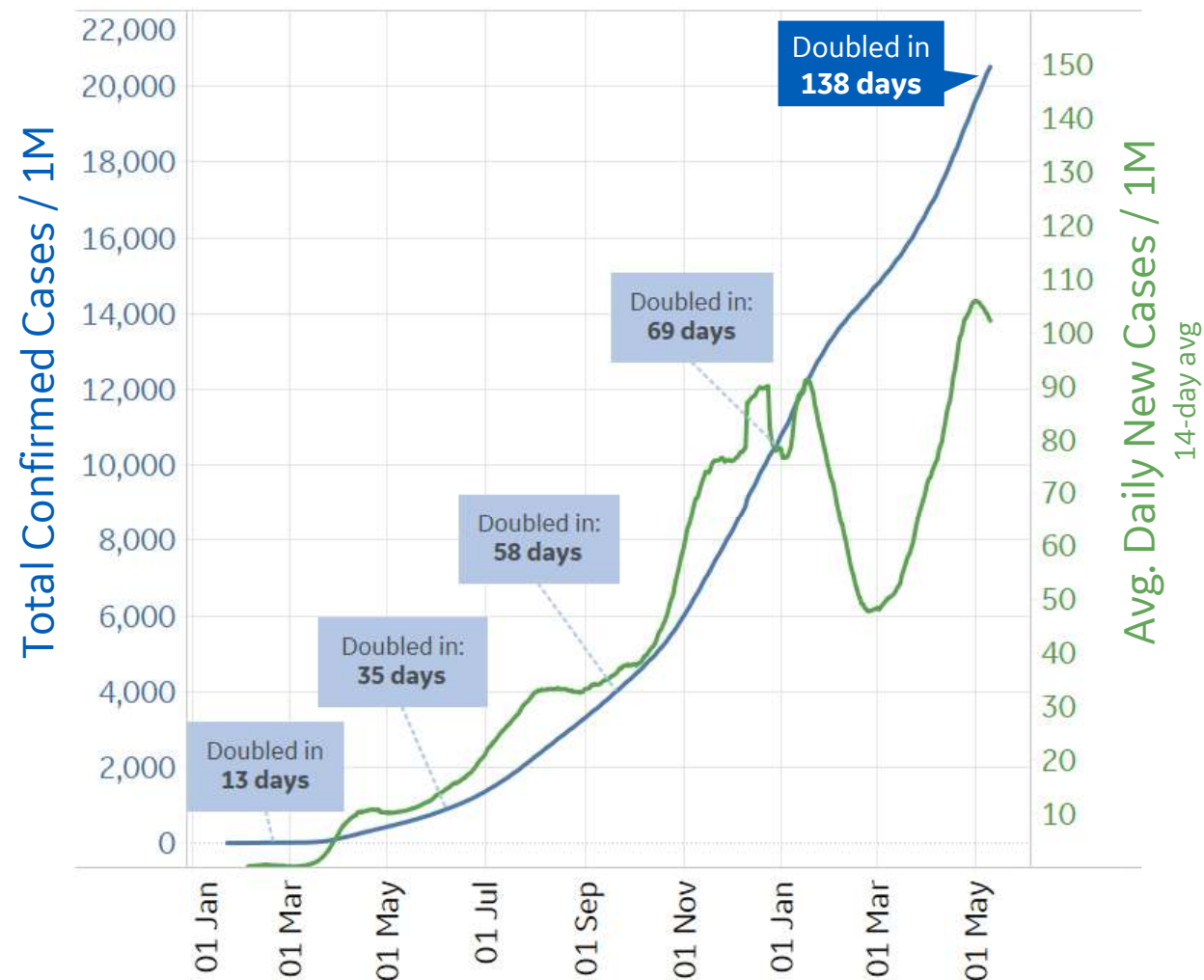




Global Confirmed & Active Cases

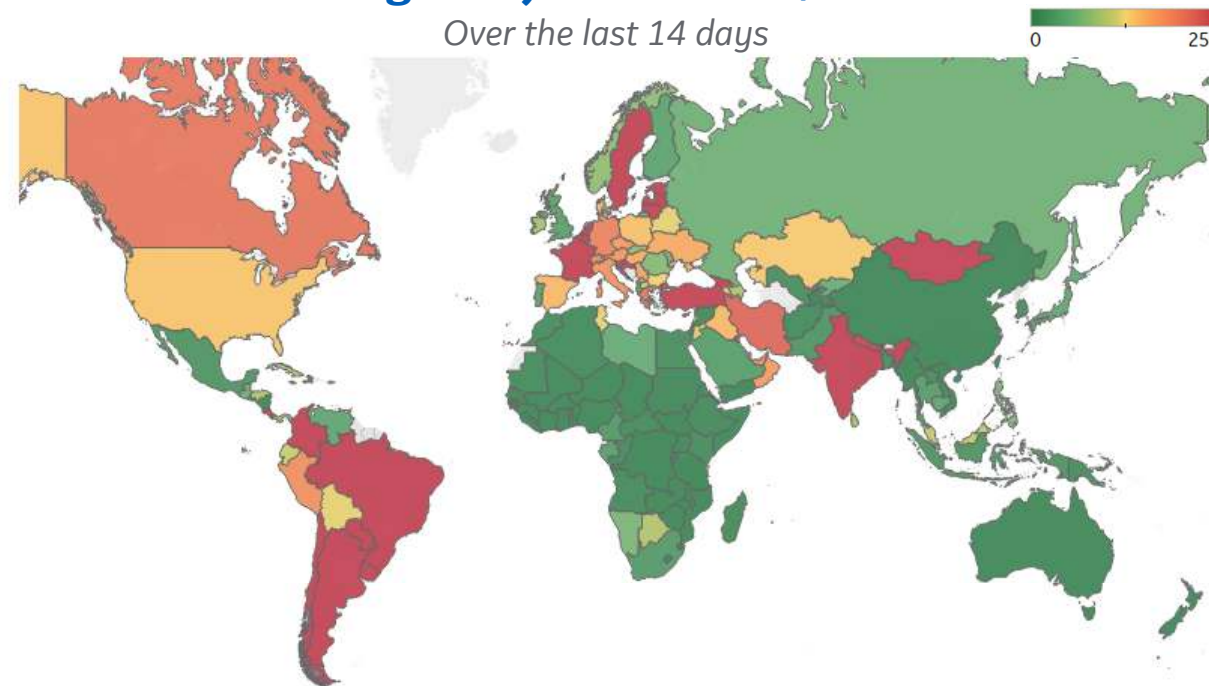


Trend since 22 Jan 2020



Avg. Daily New Cases / 1M

Over the last 14 days



Per 1M:	New Today	Change from 30 days ago
Active	-2	+9%
Confirmed	81	+17%
Deaths	1	+13%
Recovered	81	+23%
Worldwide Survival Rate	To Date 97.9%	Last 30 Days 98.4%

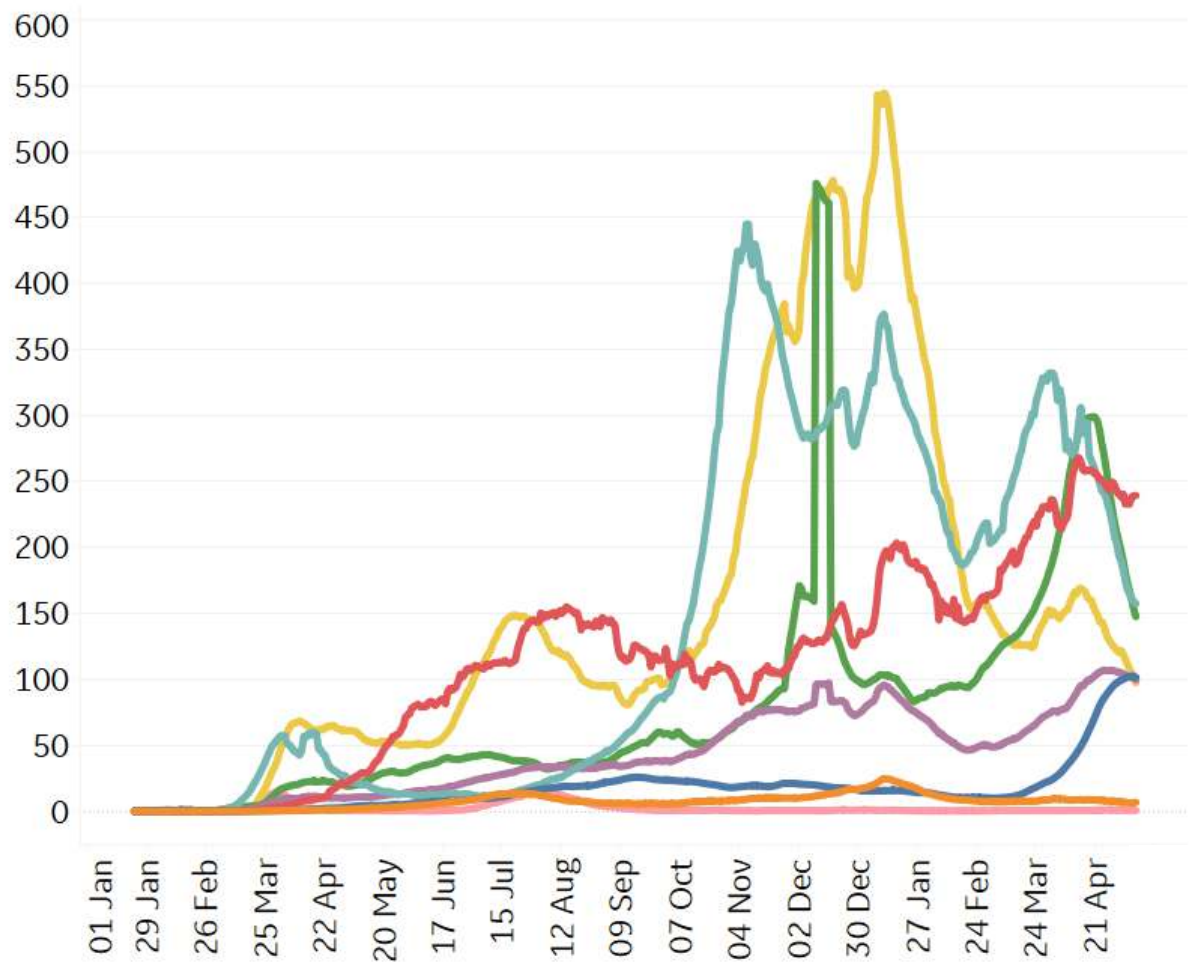


New Confirmed Cases & New Deaths

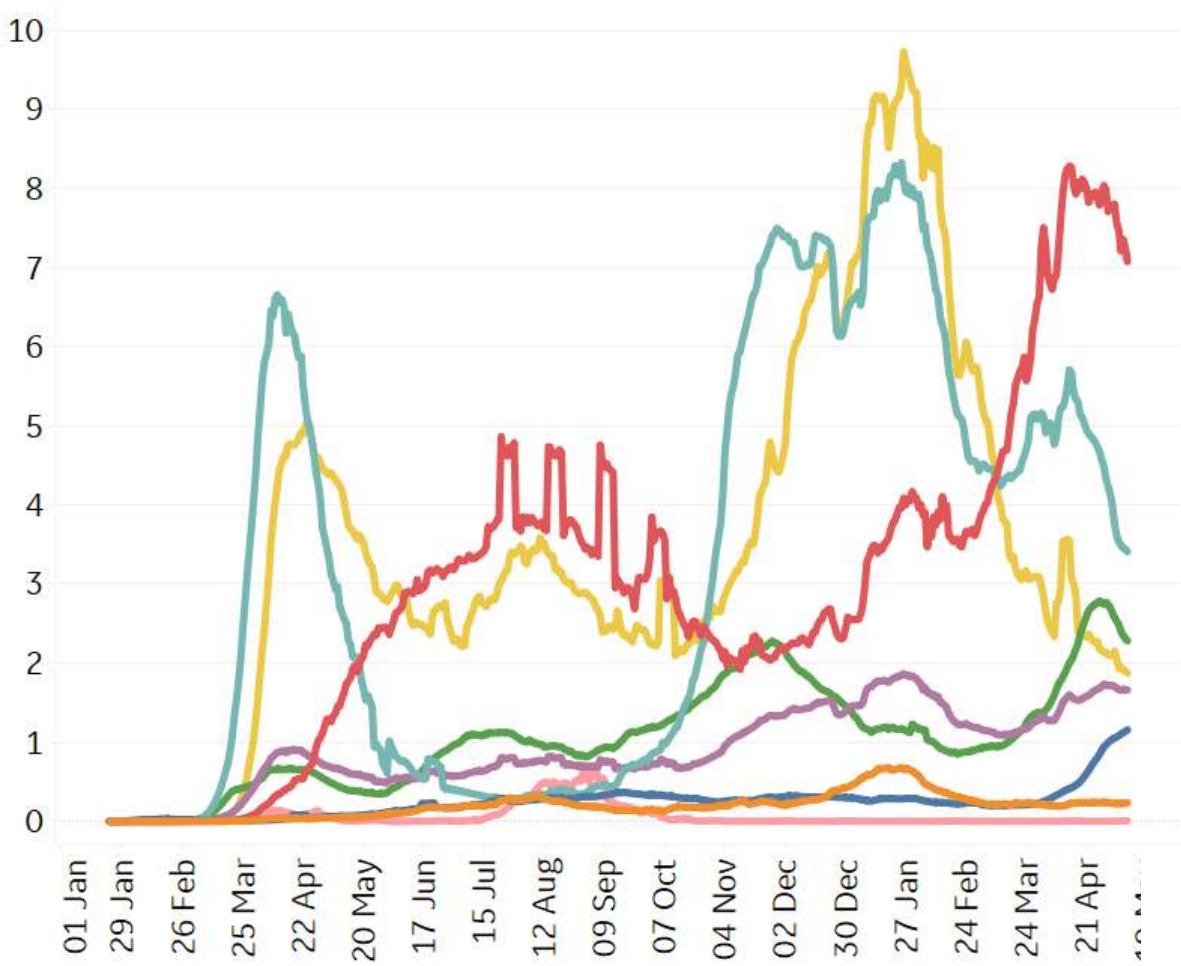
Updated 11 May 2021, 3:30 GMT 2

Key **World** **North America** **Europe** **Middle East** **Cent & South America** **Asia** **Africa** **Oceania**

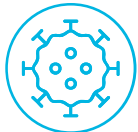
New Confirmed Cases / 1M
7-day rolling average



New Deaths / 1M
7-day rolling average



*Large jump in Middle East confirmed cases due to batched reporting of 823,225 new cases in **Turkey** on 10 Dec



Top 50 Countries: Per 1M



1 - 25	Average over last 7 days		Total Since 22 Jan			Change from 14d Ago 14 day avg of daily new	
	New Confirmed	New Deaths	Total Confirmed	Estimated Recovered	Total Deaths	Confirmed	Deaths
Hungary	122	12	82,025	76,888	2,970	-55%	-39%
Czechia	144	5	153,651	148,520	2,774	-35%	-35%
Bos. and Herz.	120	14	61,331	57,031	2,701	-53%	-41%
Bulgaria	112	10	59,190	55,007	2,453	-50%	-36%
North Macedonia	89	10	73,943	69,869	2,452	-61%	-13%
Slovakia	67	6	70,661	67,396	2,207	-35%	-42%
Belgium	259	3	87,826	82,100	2,121	-14%	-8%
Slovenia	299	2	118,441	112,038	2,068	-14%	-3%
Italy	155	4	68,081	63,645	2,035	-24%	-29%
Brazil	289	10	71,556	65,611	1,991	-1%	-16%
Peru	157	7	56,117	51,683	1,944	-29%	-14%
UK	33	0	65,595	63,263	1,884	-11%	-47%
Poland	111	7	74,910	71,137	1,850	-59%	-34%
Croatia	321	10	83,977	76,861	1,828	-28%	5%
US	117	2	98,924	95,294	1,759	-28%	-8%
Spain	125	2	76,599	72,925	1,687	-21%	-5%
Portugal	32	0	82,354	80,187	1,667	-26%	-40%
France	272	3	89,494	83,621	1,637	-37%	-17%
EU	183	4	70,834	66,434	1,582	-30%	-25%
Colombia	309	9	59,260	53,239	1,540	-3%	16%
Romania	62	5	55,450	52,942	1,509	-51%	-33%
Argentina	455	10	70,031	62,215	1,501	-13%	39%
Lithuania	435	5	95,002	87,363	1,486	11%	18%
Moldova	50	4	62,667	60,344	1,477	-55%	-37%
Panama	86	1	85,267	82,713	1,455	8%	44%

Change from 14d ago: Compares 14d-avgs. of Daily New Cases/Deaths today with 14d-avgs from 14d ago
Estimated Recovered: Cases 14d ago - Deaths today

26 - 50	Average over last 7 days		Total Since 22 Jan			Change from 14d Ago 14 day avg of daily new	
	New Confirmed	New Deaths	Total Confirmed	Estimated Recovered	Total Deaths	Confirmed	Deaths
Armenia	113	5	74,025	70,605	1,434	-42%	-27%
Chile	276	5	65,536	60,069	1,429	-17%	-10%
Sweden	484	2	99,789	91,509	1,403	-14%	-17%
Switzerland	171	1	77,912	74,077	1,238	-22%	13%
Kosovo	166	6	57,326	54,967	1,196	-72%	-56%
Latvia	329	4	65,900	60,080	1,173	14%	-8%
Austria	138	2	70,161	66,636	1,154	-32%	-25%
Lebanon	98	3	78,111	75,317	1,100	-51%	-28%
Georgia	341	5	80,836	75,195	1,079	17%	64%
Netherlands	411	1	92,953	86,072	1,027	-10%	-2%
Ireland	84	0	51,276	49,040	997	7%	-47%
Uruguay	771	15	64,159	53,020	913	-12%	-9%
Estonia	258	3	94,485	89,839	908	-16%	-45%
Jordan	96	3	70,664	68,157	894	-53%	-42%
Serbia	133	2	80,267	77,263	753	-46%	-34%
West Bank and G.	127	3	66,151	63,180	739	-52%	-36%
Israel	6	0	96,927	96,092	737	-56%	-49%
Costa Rica	415	4	53,292	46,683	673	62%	75%
Turkey	245	4	59,817	54,826	514	-51%	2%
Bahrain	886	3	112,260	101,015	406	24%	5%
Kuwait	275	2	66,981	62,423	387	-9%	9%
Cyprus	331	2	57,736	51,868	279	-38%	29%
Qatar	188	2	73,372	70,249	178	-29%	-26%
UAE	173	0	54,348	51,654	163	-7%	5%
Total World	100	2	20,519	18,662	426	-1%	5%

Top 50 countries selected by Cases / 1M. Sorted by Total Deaths / 1M
Excludes countries with population < 1M



Top 50 Countries: Raw Volume



1 - 25	Average over last 7 days		Total Since 22 Jan			Change from 14d Ago 14 day avg of daily new	
	New Confirmed	New Deaths	Total Confirmed	Estimated Recovered	Total Deaths	Confirmed	Deaths
EU	81,392	1,637	31,538,722	29,579,713	704,452	-30%	-25%
US	38,826	635	32,743,981	31,542,716	582,153	-28%	-8%
Brazil	61,494	2,087	15,209,990	13,946,194	423,229	-1%	-16%
India	387,098	3,941	22,992,517	17,386,194	249,992	36%	94%
Mexico	2,371	249	2,366,496	2,110,445	219,089	-23%	-27%
UK	2,207	10	4,452,956	4,294,692	127,870	-11%	-47%
Italy	9,368	228	4,116,287	3,848,083	123,031	-24%	-29%
Russia	8,016	343	4,832,959	4,605,581	111,740	-4%	-5%
France	17,776	222	5,841,593	5,458,235	106,845	-37%	-17%
Germany	14,289	216	3,538,208	3,227,535	85,118	-22%	-3%
Spain	5,852	86	3,581,392	3,409,574	78,895	-21%	-5%
Colombia	15,721	454	3,015,301	2,708,961	78,342	-3%	16%
Iran	16,805	341	2,673,219	2,341,969	75,261	-21%	-2%
Poland	4,190	276	2,835,083	2,692,289	70,034	-59%	-34%
Argentina	20,563	433	3,165,121	2,811,856	67,821	-13%	39%
Peru	5,166	247	1,850,290	1,704,083	64,103	-29%	-14%
South Africa	1,823	53	1,597,724	1,521,495	54,825	24%	-23%
Ukraine	5,322	259	2,178,095	2,035,965	48,419	-45%	-23%
Indonesia	5,224	181	1,718,575	1,599,920	47,218	-5%	16%
Turkey	20,688	303	5,044,936	4,623,970	43,311	-51%	2%
Czechia	1,547	49	1,645,448	1,590,495	29,711	-35%	-35%
Romania	1,199	93	1,066,731	1,018,486	29,034	-51%	-33%
Hungary	1,182	112	792,386	742,761	28,693	-55%	-39%
Chile	5,285	94	1,252,808	1,148,296	27,318	-17%	-10%
Canada	7,240	47	1,302,489	1,171,167	24,660	-9%	-4%

26 - 50	Average over last 7 days		Total Since 22 Jan			Change from 14d Ago 14 day avg of daily new	
	New Confirmed	New Deaths	Total Confirmed	Estimated Recovered	Total Deaths	Confirmed	Deaths
Belgium	2,997	37	1,017,876	951,505	24,583	-14%	-8%
Ecuador	2,002	68	402,060	355,533	19,242	-2%	-6%
Pakistan	3,862	114	864,557	785,833	19,106	-21%	4%
Philippines	6,657	148	1,108,826	987,866	18,562	-21%	0%
Netherlands	7,035	23	1,592,742	1,474,835	17,602	-10%	-2%
Bulgaria	779	71	411,280	382,214	17,045	-50%	-36%
Portugal	326	2	839,740	817,645	16,993	-26%	-40%
Iraq	5,376	33	1,117,627	1,022,058	15,800	-24%	-9%
Sweden	4,884	18	1,007,792	924,170	14,173	-14%	-17%
Slovakia	365	35	385,786	367,959	12,051	-35%	-42%
Bangladesh	1,621	47	775,027	736,656	11,972	-53%	-38%
Japan	5,340	77	647,003	560,973	10,931	18%	67%
Switzerland	1,478	9	674,296	641,107	10,715	-22%	13%
Austria	1,242	19	631,896	600,153	10,392	-32%	-25%
Jordan	975	29	720,998	695,415	9,125	-53%	-42%
Morocco	287	6	513,922	500,388	9,077	-38%	-13%
Lebanon	669	23	533,141	514,074	7,507	-51%	-28%
Saudi Arabia	1,010	13	427,370	406,089	7,085	2%	16%
Serbia	1,165	21	701,326	675,078	6,576	-46%	-34%
Israel	48	2	838,957	831,729	6,378	-56%	-49%
Nepal	8,625	71	403,794	299,702	3,859	335%	455%
Kazakhstan	2,162	3	398,295	360,499	3,372	-11%	-2%
Malaysia	3,853	21	444,484	394,018	1,700	45%	116%
UAE	1,708	3	537,524	510,882	1,615	-7%	5%
Total World	771,276	12,845	158,951,027	144,568,706	3,303,696	-1%	5%

Change from 14d ago: Compares 14d-avgs. of Daily New Cases/Deaths today with 14d-avgs from 14d ago
Estimated Recovered: Cases 14d ago - Deaths today

Top 50 countries selected by Total Cases. Sorted by Total Deaths
Excludes countries with population < 1M



United States: Per 1M



1 - 25	Average over last 7 days		Total Since 22 Jan			Change from 14d Ago 14 day avg of daily new	
	New Confirmed	New Deaths	Total Confirmed	Estimated Recovered	Total Deaths	Confirmed	Deaths
New Jersey	113	3	113,491	108,428	2,906	-42%	-18%
New York	123	2	106,617	101,851	2,711	-44%	-18%
Massachusetts	127	1	101,251	96,622	2,568	-37%	-13%
Rhode Island	172	2	141,546	136,186	2,539	-49%	8%
Mississippi	61	1	105,396	102,062	2,431	-22%	-32%
Arizona	96	1	119,454	115,690	2,392	8%	-23%
Connecticut	120	2	96,358	92,217	2,287	-47%	-19%
Louisiana	108	1	99,567	95,938	2,245	-3%	-5%
South Dakota	91	2	139,387	135,757	2,239	-44%	62%
Alabama	67	2	108,316	105,109	2,239	-35%	-10%
Pennsylvania	179	3	91,849	86,789	2,072	-36%	-5%
North Dakota	143	1	142,411	138,151	2,006	-14%	-20%
Indiana	146	1	108,479	104,282	1,993	-5%	8%
New Mexico	104	2	95,335	91,919	1,958	7%	65%
Michigan	275	7	96,621	90,065	1,944	-48%	11%
Illinois	165	2	107,033	102,470	1,941	-19%	29%
Georgia	91	2	104,585	101,174	1,918	-20%	-26%
Arkansas	67	1	111,865	109,021	1,910	11%	-20%
Iowa	98	1	116,610	113,207	1,897	-20%	-17%
S. Carolina	115	2	113,607	109,915	1,864	-22%	4%
Tennessee	103	1	125,104	121,652	1,798	-38%	-9%
Nevada	118	2	103,495	100,051	1,788	-4%	-28%
Texas	77	2	100,608	97,523	1,747	-17%	-5%
Oklahoma	6	2	113,481	111,309	1,727	-50%	147%
Kansas	63	2	107,232	104,470	1,722	-3%	36%

Change from 14d ago: Compares 14d-avgs. of Daily New Cases/Deaths today with 14d-avgs from 14d ago
Estimated Recovered: Cases 14d ago - Deaths today

26 - 51	Average over last 7 days		Total Since 22 Jan			Change from 14d Ago 14 day avg of daily new	
	New Confirmed	New Deaths	Total Confirmed	Estimated Recovered	Total Deaths	Confirmed	Deaths
Delaware	174	2	109,115	104,561	1,685	-38%	-33%
Florida	175	3	105,789	101,329	1,666	-30%	2%
Ohio	102	0	92,764	89,509	1,662	-23%	-87%
California	47	1	95,168	92,939	1,578	-16%	-17%
DC	59	1	68,289	65,559	1,573	-45%	-27%
West Virginia	192	3	87,391	83,108	1,523	-5%	-221%
Missouri	82	2	97,328	94,432	1,504	N/A	-19%
Montana	113	2	102,860	99,664	1,490	-2%	-26%
Kentucky	117	2	100,524	97,270	1,477	2%	-32%
Maryland	92	2	74,996	71,944	1,466	-40%	-5%
Wisconsin	106	2	114,454	111,514	1,314	-14%	99%
Minnesota	218	2	104,431	99,672	1,299	-23%	39%
Virginia	85	2	78,142	75,453	1,277	-33%	-11%
Wyoming	117	1	101,534	98,673	1,227	14%	25%
N. Carolina	135	1	93,845	90,563	1,219	-22%	-15%
Nebraska	94	0	114,505	111,965	1,161	-40%	-81%
Idaho	88	1	105,832	103,334	1,153	-21%	-29%
Colorado	235	1	91,025	86,286	1,104	-12%	4%
New Hampshire	136	1	71,192	68,034	967	-35%	15%
Washington	160	1	54,591	51,456	734	-6%	12%
Utah	103	1	124,942	122,725	694	-9%	75%
Oregon	166	1	45,468	42,390	601	0%	4%
Maine	226	1	47,774	44,048	591	-27%	10%
Alaska	135	0	94,481	91,806	477	-31%	-94%
Vermont	88	0	37,727	35,847	399	-30%	-55%
Hawaii	66	0	24,584	23,258	345	9%	43%

Sorted by Total Deaths / 1M



United States: Raw Volume



1 - 25	Average over last 7 days		Total Since 22 Jan			Change from 14d Ago 14 day avg or daily new	
	New Confirmed	New Deaths	Total Confirmed	Estimated Recovered	Total Deaths	Confirmed	Deaths
California	1,852	52	3,760,303	3,672,228	62,334	-16%	-17%
New York	2,400	44	2,074,079	1,981,373	52,729	-44%	-18%
Texas	2,239	48	2,917,219	2,827,773	50,665	-17%	-5%
Florida	3,750	68	2,272,102	2,176,314	35,783	-30%	2%
Pennsylvania	2,291	40	1,175,850	1,111,076	26,526	-36%	-5%
New Jersey	1,008	28	1,008,046	963,076	25,810	-42%	-18%
Illinois	2,090	29	1,356,299	1,298,479	24,590	-19%	29%
Georgia	966	20	1,110,418	1,074,212	20,368	-20%	-26%
Ohio	1,189	0	1,084,322	1,046,274	19,428	-23%	-87%
Michigan	2,744	70	964,943	899,469	19,411	-48%	11%
Massachusetts	877	8	697,872	665,967	17,698	-37%	-13%
Arizona	699	9	869,472	842,078	17,409	8%	-23%
Indiana	980	10	730,306	702,049	13,419	-5%	8%
N. Carolina	1,419	14	984,251	949,833	12,790	-22%	-15%
Tennessee	703	10	854,360	830,783	12,276	-38%	-9%
Alabama	330	9	531,094	515,370	10,978	-35%	-10%
Virginia	723	14	666,986	644,027	10,902	-33%	-11%
Louisiana	504	6	462,868	445,994	10,438	-3%	-5%
S. Carolina	591	10	584,932	565,919	9,596	-22%	4%
Missouri	502	11	597,344	579,571	9,230	N/A	-19%
Maryland	556	10	453,401	434,953	8,861	-40%	-5%
Connecticut	429	6	343,545	328,779	8,154	-47%	-19%
Wisconsin	619	12	666,401	649,280	7,652	-14%	99%
Minnesota	1,230	10	588,952	562,116	7,324	-23%	39%
Mississippi	182	4	313,675	303,753	7,234	-22%	-32%

Change from 14d ago: Compares 14d-avgs. of Daily New Cases/Deaths today with 14d-avgs from 14d ago

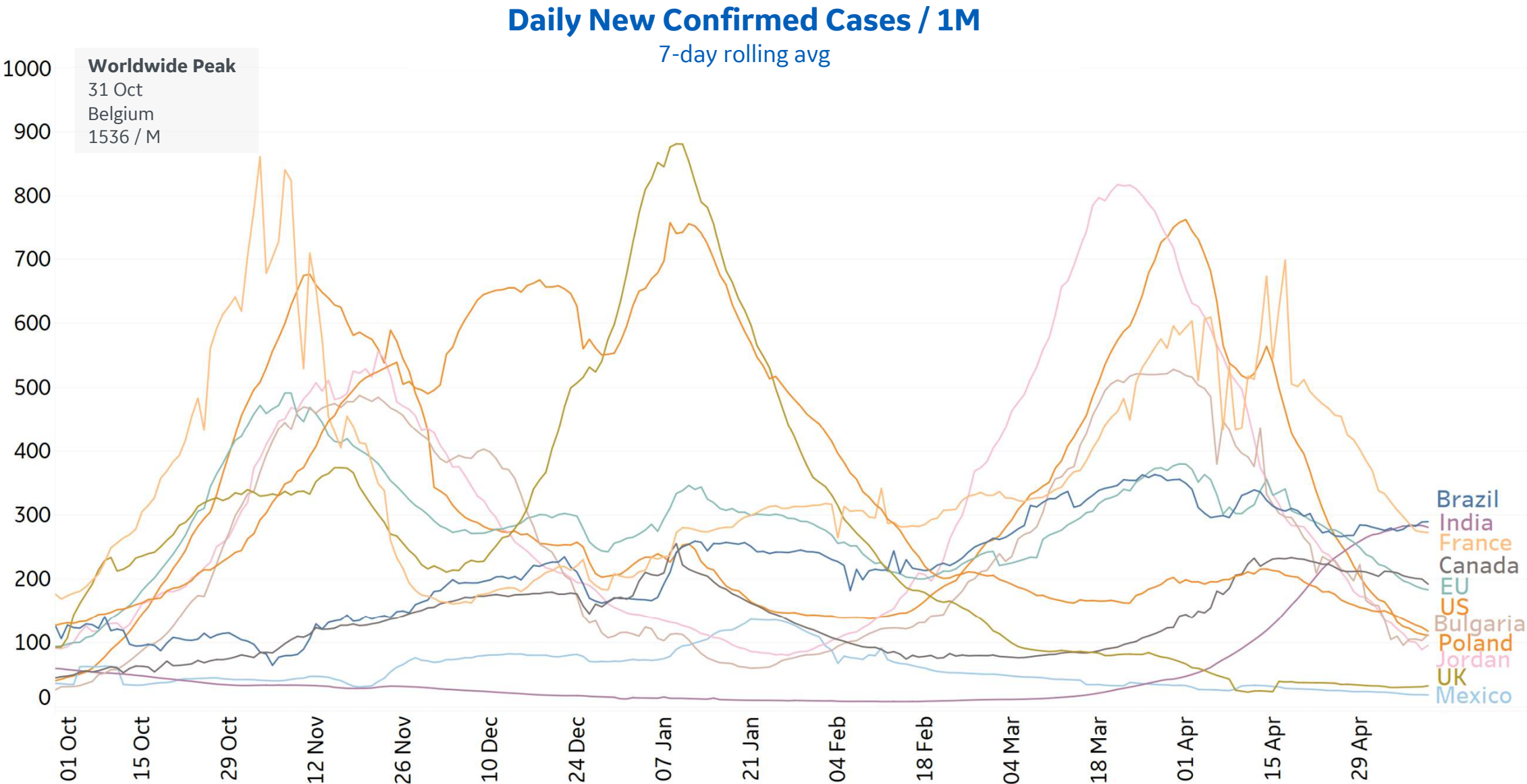
Estimated Recovered: Cases 14d ago - Deaths today

26 - 51	Average over last 7 days		Total Since 22 Jan			Change from 14d Ago 14 day avg or daily new	
	New Confirmed	New Deaths	Total Confirmed	Estimated Recovered	Total Deaths	Confirmed	Deaths
Oklahoma	24	6	449,041	440,446	6,832	-50%	147%
Kentucky	523	10	449,107	434,569	6,597	2%	-32%
Colorado	1,353	7	524,190	496,897	6,357	-12%	4%
Iowa	308	4	367,912	357,177	5,985	-20%	-17%
Arkansas	203	2	337,586	329,005	5,764	11%	-20%
Washington	1,216	11	415,705	391,831	5,586	-6%	12%
Nevada	363	5	318,780	308,174	5,506	-4%	-28%
Kansas	185	4	312,401	304,354	5,017	-3%	36%
New Mexico	218	5	199,901	192,738	4,106	7%	65%
West Virginia	344	6	156,617	148,942	2,729	-5%	-221%
Rhode Island	183	2	149,948	144,270	2,690	-49%	8%
Oregon	699	4	191,774	178,788	2,533	0%	4%
Nebraska	182	0	221,500	216,586	2,246	-40%	-81%
Utah	331	3	400,559	393,452	2,225	-9%	75%
Idaho	158	1	189,128	184,664	2,061	-21%	-29%
South Dakota	81	2	123,310	120,099	1,981	-44%	62%
Delaware	169	2	106,252	101,818	1,641	-38%	-33%
Montana	120	3	109,935	106,519	1,592	-2%	-26%
North Dakota	109	1	108,526	105,280	1,529	-14%	-20%
New Hampshire	185	1	96,801	92,506	1,315	-35%	15%
DC	42	1	48,195	46,268	1,110	-45%	-27%
Maine	304	1	64,219	59,210	795	-27%	10%
Wyoming	68	0	58,764	57,108	710	14%	25%
Hawaii	93	1	34,808	32,930	488	9%	43%
Alaska	99	0	69,117	67,160	349	-31%	-94%
Vermont	55	0	23,541	22,368	249	-30%	-55%

Sorted by Total Deaths



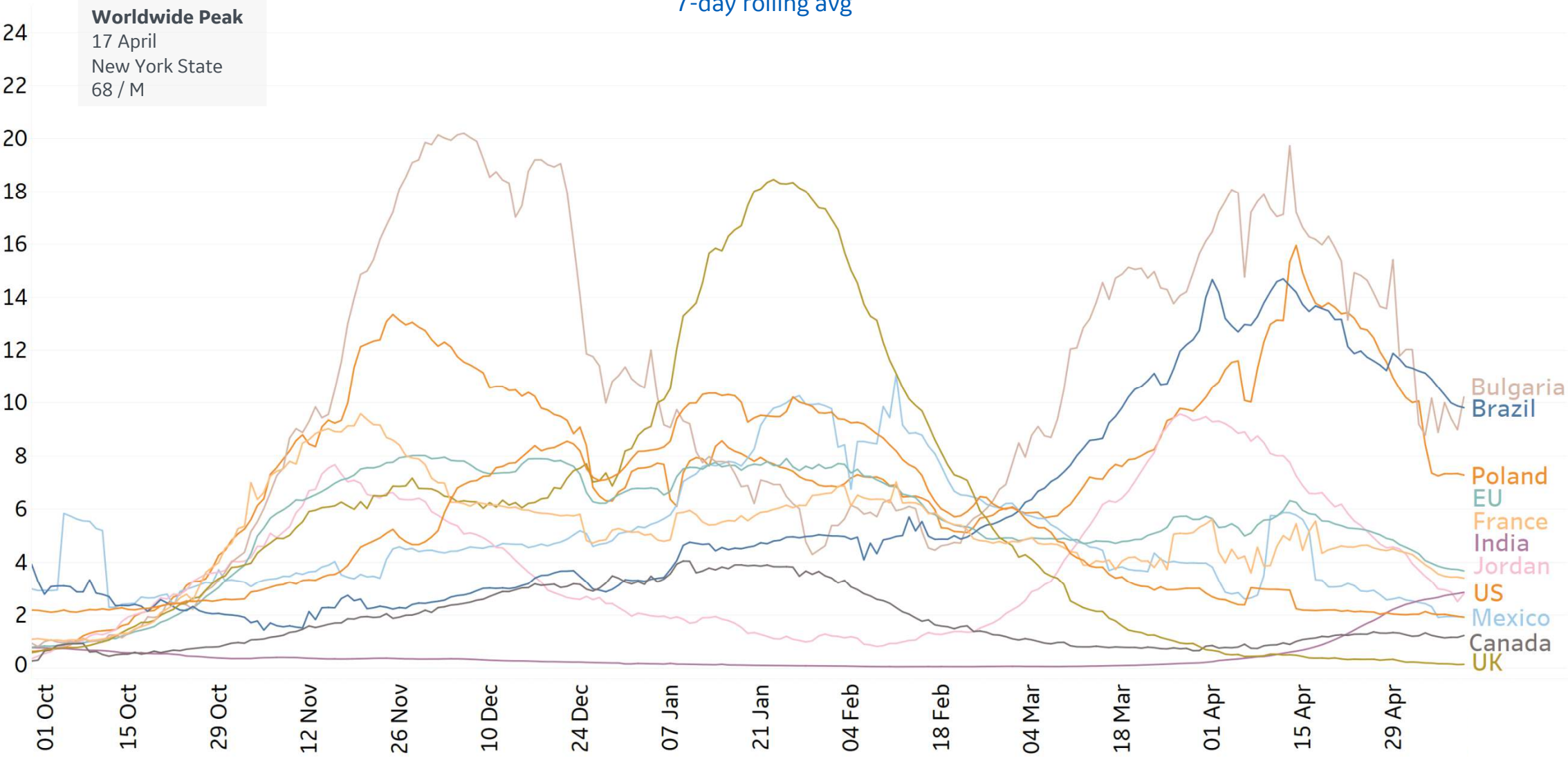
New Confirmed Cases in Select Countries





New Deaths in Select Countries

Daily New Deaths / 1M
7-day rolling avg



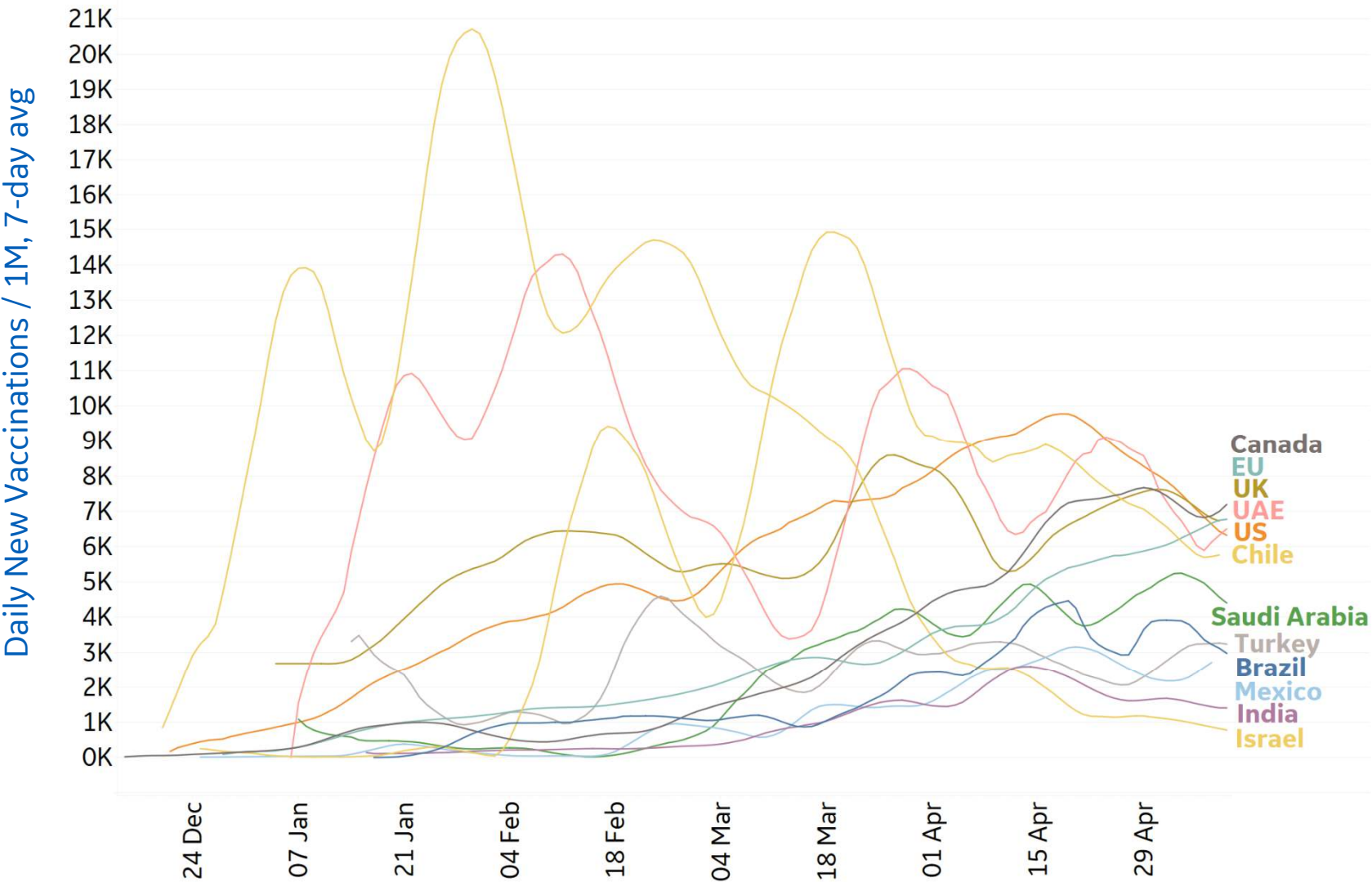


Daily & Total Vaccinations, Select Countries

Updated 11 May 2021, 3:30 GMT

11

Select countries with data available



	Total Vaccinations per 1M	% of Population Fully Vaccinated
Israel	1,214,120	58.7%
UAE	1,131,031	
Chile	821,595	37.4%
US	790,324	34.9%
UK	785,565	26.3%
Hungary	711,800	26.2%
Canada	430,769	3.4%
Spain	424,141	13.3%
Germany	418,693	9.3%
Italy	405,258	12.5%
EU	392,582	11.0%
Portugal	392,507	10.9%
France	392,157	12.1%
Saudi Arabia	308,817	
Turkey	296,637	12.3%
Brazil	222,833	7.2%
India	123,984	2.6%

*Total Vax and % Fully Vaccinated use
most current reported data per country



US State Vaccinations to Date



State	% Fully Vaccinated	% Rec'd at Least 1 Dose	Population
Connecticut	45.0%	57.6%	3,565,287
Maine	44.5%	57.2%	1,344,212
Vermont	43.4%	61.9%	623,989
Massachusetts	43.0%	60.6%	6,892,503
New Mexico	41.9%	53.2%	2,096,829
Rhode Island	41.7%	55.2%	1,059,361
New Jersey	41.5%	54.5%	8,882,190
Hawaii	40.8%	58.8%	1,415,872
New York	39.9%	50.3%	19,453,561
South Dakota	39.7%	45.6%	884,659
Wisconsin	39.6%	47.3%	5,822,434
Maryland	39.1%	51.5%	6,045,680
Minnesota	38.8%	49.6%	5,639,632
Iowa	38.6%	45.8%	3,155,070
Colorado	38.3%	49.0%	5,758,736
Nebraska	38.0%	45.0%	1,934,408
Virginia	37.7%	50.0%	8,535,519
Delaware	37.2%	49.3%	973,764
Alaska	37.0%	42.9%	731,545
Washington	37.0%	50.0%	7,614,893
Pennsylvania	36.4%	52.7%	12,801,989
Michigan	36.3%	44.6%	9,986,857
Ohio	35.9%	41.9%	11,689,100
Oregon	35.8%	48.5%	4,217,737
California	35.5%	51.6%	39,512,223

34.3%

Total US population
fully vaccinated
(**342,688** per million)

43.4%

Eligible US population (16+)
fully vaccinated
(**433,782** per million)

45.2%

Total US population
having received
at least 1 dose
(**452,255** per million)

57.2%

Eligible US population (16+)
having received
at least 1 dose
(**572,475** per million)

State	% Fully Vaccinated	% Rec'd at Least 1 Dose	Population
Kansas	35.1%	43.8%	2,913,314
Montana	34.8%	42.1%	1,068,778
Kentucky	34.6%	42.5%	4,467,673
North Dakota	34.4%	40.1%	762,062
Illinois	34.2%	49.1%	12,671,821
New Hampshir..	33.2%	57.6%	1,359,711
Florida	33.2%	44.3%	21,477,737
North Carolina	32.7%	40.6%	10,488,084
West Virginia	32.0%	36.9%	1,792,147
Arizona	31.9%	42.5%	7,278,717
Nevada	31.9%	41.5%	3,080,156
Oklahoma	31.5%	39.5%	3,956,971
Missouri	30.9%	39.1%	6,137,428
Indiana	30.4%	38.1%	6,732,219
Texas	30.4%	39.8%	28,995,881
South Carolina	30.3%	38.0%	5,148,714
Wyoming	29.4%	34.8%	578,759
Idaho	29.1%	35.0%	1,787,065
Louisiana	28.8%	33.5%	4,648,794
Tennessee	28.0%	35.9%	6,829,174
Arkansas	27.9%	36.8%	3,017,804
Georgia	27.8%	36.6%	10,617,423
Utah	26.3%	40.9%	3,205,958
Alabama	26.0%	33.8%	4,903,185
Mississippi	25.1%	32.0%	2,976,149

US total percentages of population fully vaccinated and having received at least one dose include values reported by the 50 US states.

Eligible US population is derived from 2019 estimates of the US population aged 16+ (census.gov)

Federal agencies are excluded from these calculations

Sources: Our World in Data US State Vaccination Data;
CDC COVID-19 Vaccine Tracker



Europe & Middle East

Updated 11 May 2021, 3:30 GMT

Per 1M in Region

	Today	Change
Active Cases	21,716	+0.0%
Confirmed	111	+0.2%
Deaths	3	+0.2%
Recovered	131	+0.4%

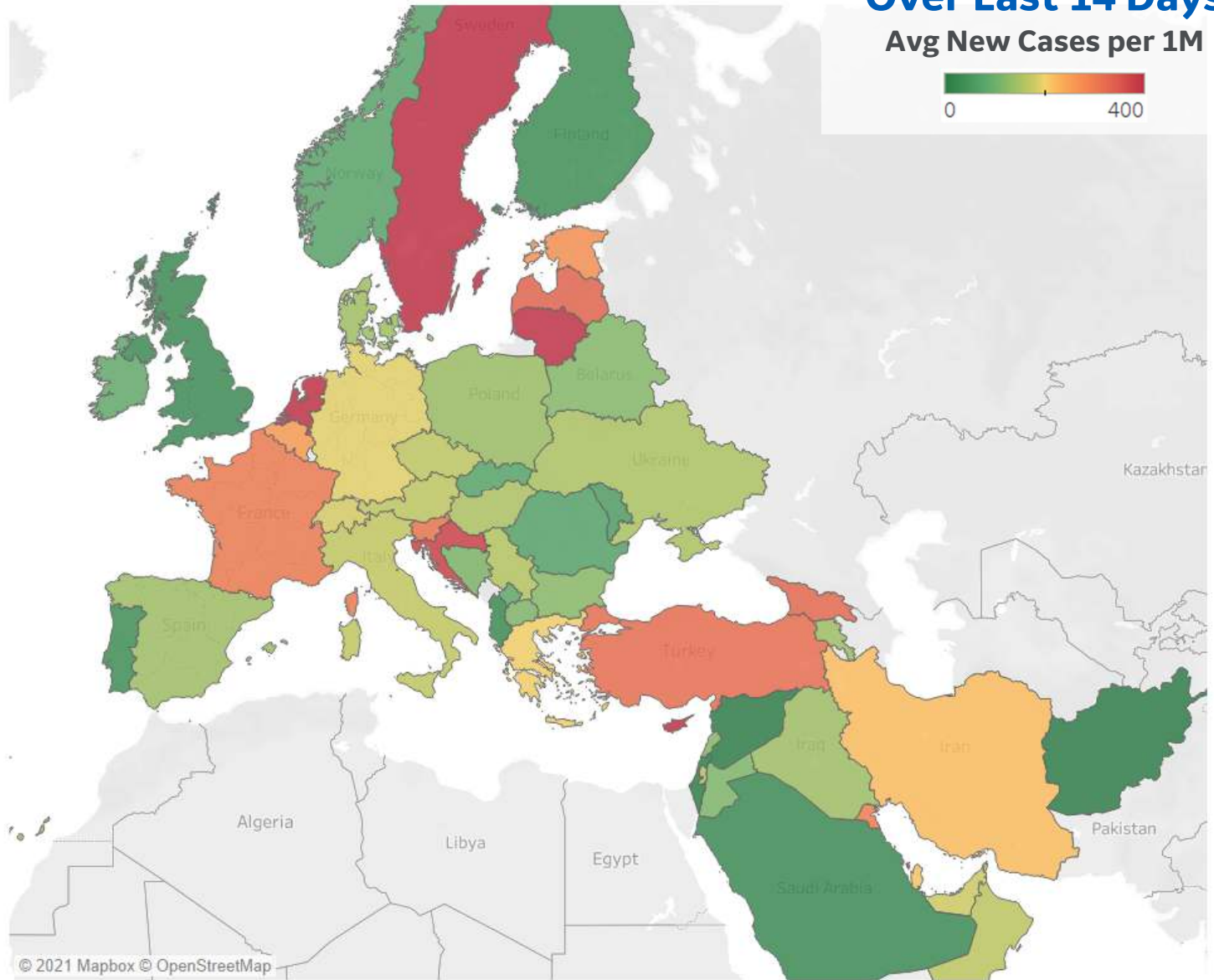
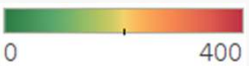
Average Daily New Cases & Deaths per 1M Over Last 14 Days

	Cases	Deaths
Bahrain	774	3
Sweden	491	2
Lithuania	440	5
Netherlands	418	1
Cyprus	399	2
Croatia	378	10
Latvia	332	4
Georgia	326	5
Turkey	320	4
Slovenia	310	3
France	303	4
Kuwait	298	2
Estonia	267	3
Belgium	258	3
Iran	218	4

Top 15 countries selected by 14-day avg new cases per 1M
Excl. countries with population < 1M

Over Last 14 Days

Avg New Cases per 1M





Mexico

Per 1M in Region

	Today	Change
Active Cases	2,007	-0.7%
Confirmed	5	+0.0%
Deaths	1	+0.0%
Recovered	18	+0.1%

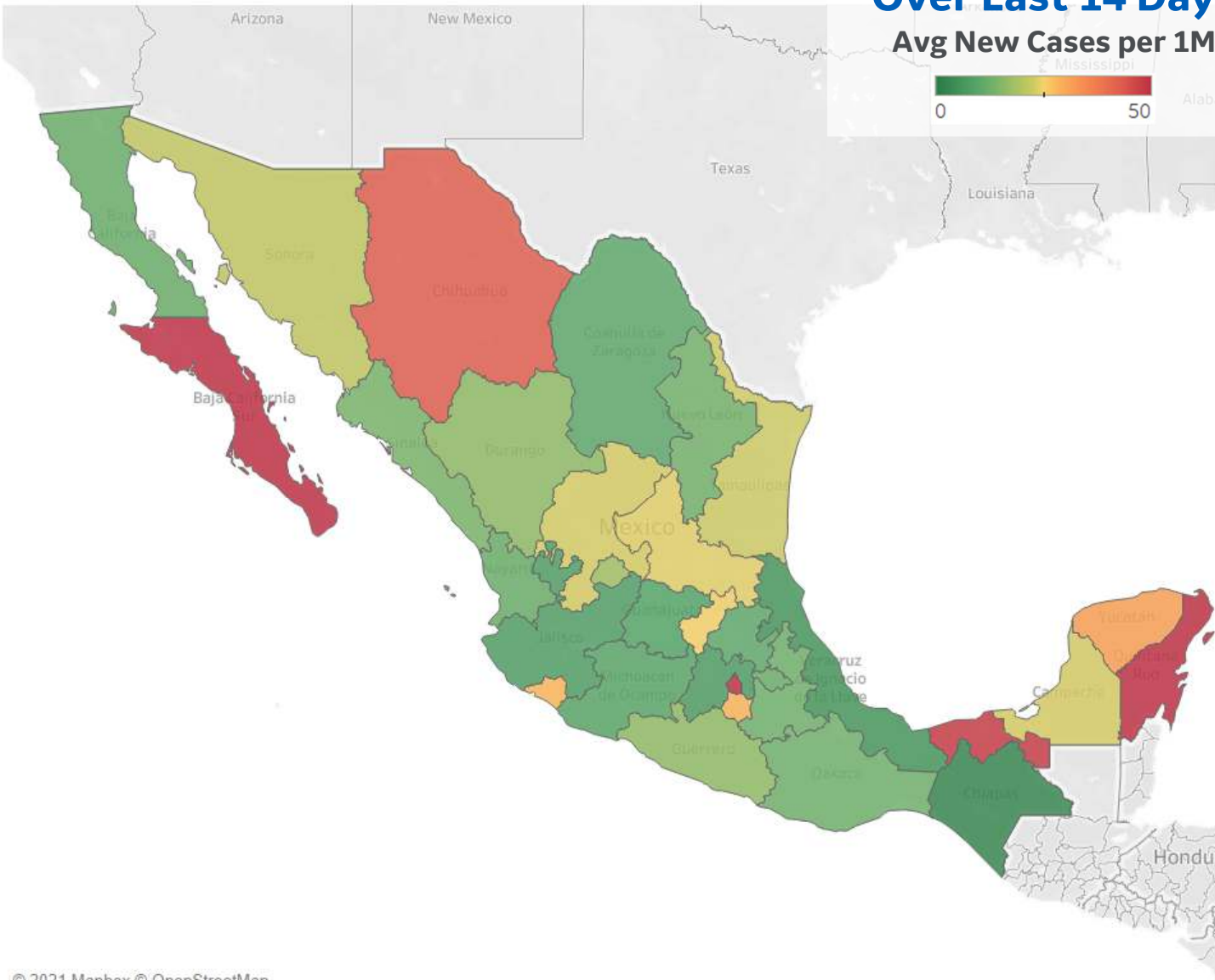
Average Daily New Cases & Deaths per 1M Over Last 14 Days

	Cases	Deaths
Distrito Federal	92	6
Baja California Sur	65	3
Quintana Roo	58	2
Tabasco	48	2
Chihuahua	43	4
Yucatán	31	4
Morelos	29	5
Colima	28	1
Querétaro	25	3
San Luis Potosí	24	3
Campeche	23	2
Zacatecas	23	1
Tamaulipas	22	1
Sonora	21	2
Nacional	21	2

Top 15 countries selected by 14-day avg new cases per 1M
Excl. countries with population < 1M

Over Last 14 Days

Avg New Cases per 1M



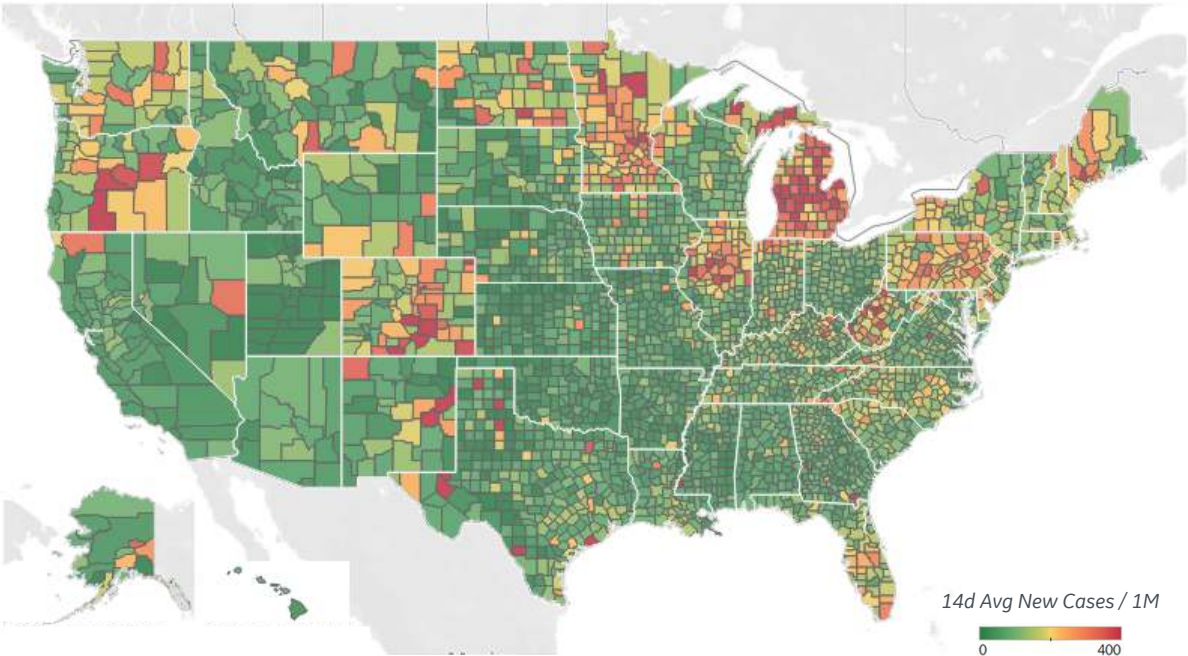


US Counties: Recent Cases and Deaths

Updated 11 May 2021, 3:30 GMT

15

Average New Cases per 1M Over Last 14 Days

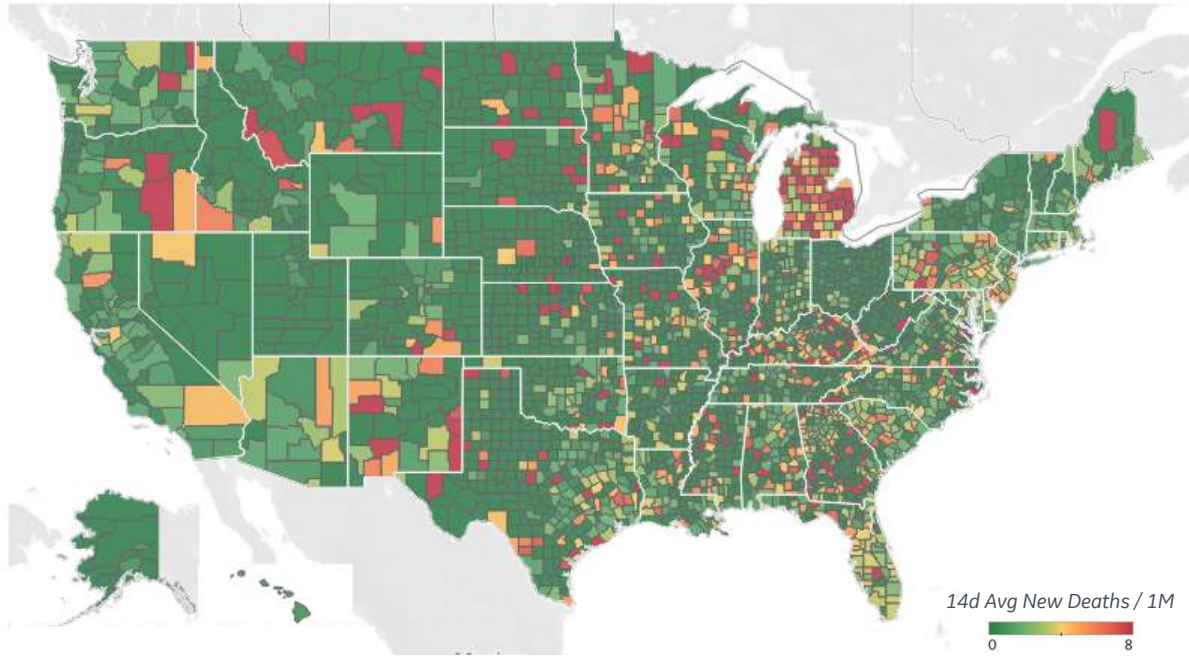


Top 10 by New Confirmed

Avg New Confirmed Cases / 1M

Ottawa County, MI	405
Kent County, MI	368
El Paso County, CO	362
Macomb County, MI	356
Genesee County, MI	354
Berks County, PA	335
Anoka County, MN	329
Wayne County, MI	328
Oakland County, MI	324
Adams County, CO	318

Average New Deaths per 1M Over Last 14 Days



Top 10 by New Deaths

Avg New Deaths/ 1M

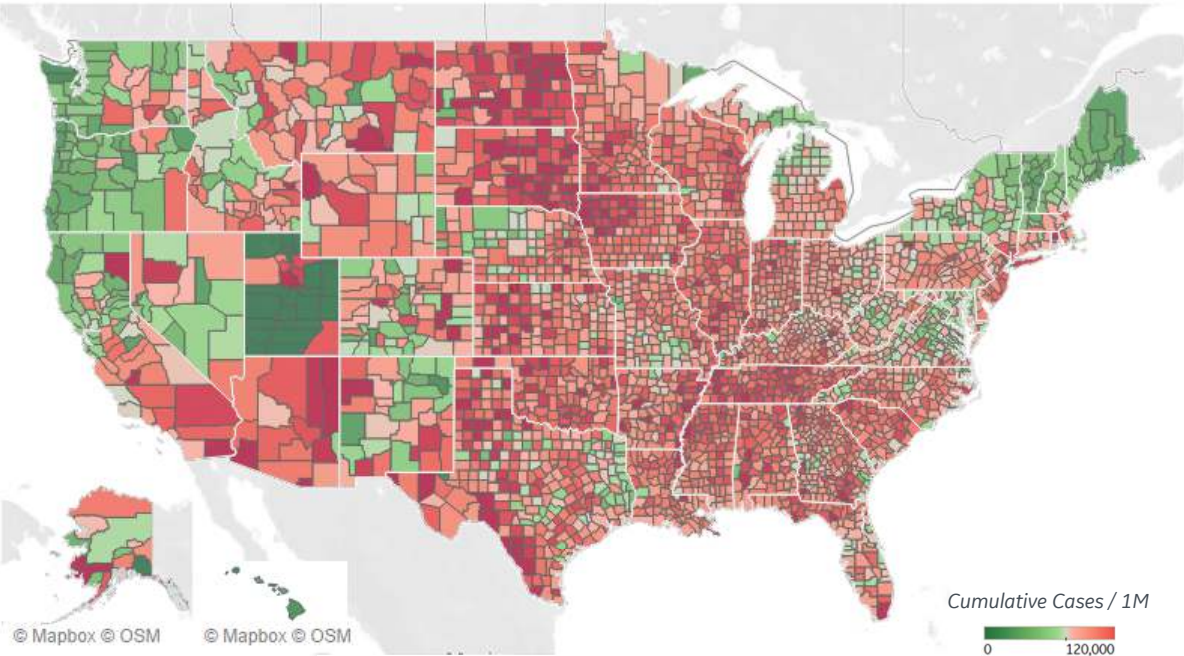
Macomb County, MI	12
Wayne County, MI	10
Genesee County, MI	8
Nueces County, TX	7
Ingham County, MI	6
Baltimore city, MD	6
Cameron County, TX	5
Kalamazoo County, MI	5
Essex County, NJ	5
Atlantic County, NJ	5

Note: Lists includes counties $\geq 250K$ population



US Counties: Cumulative Cases and Deaths

Confirmed **Cases** per 1M to date

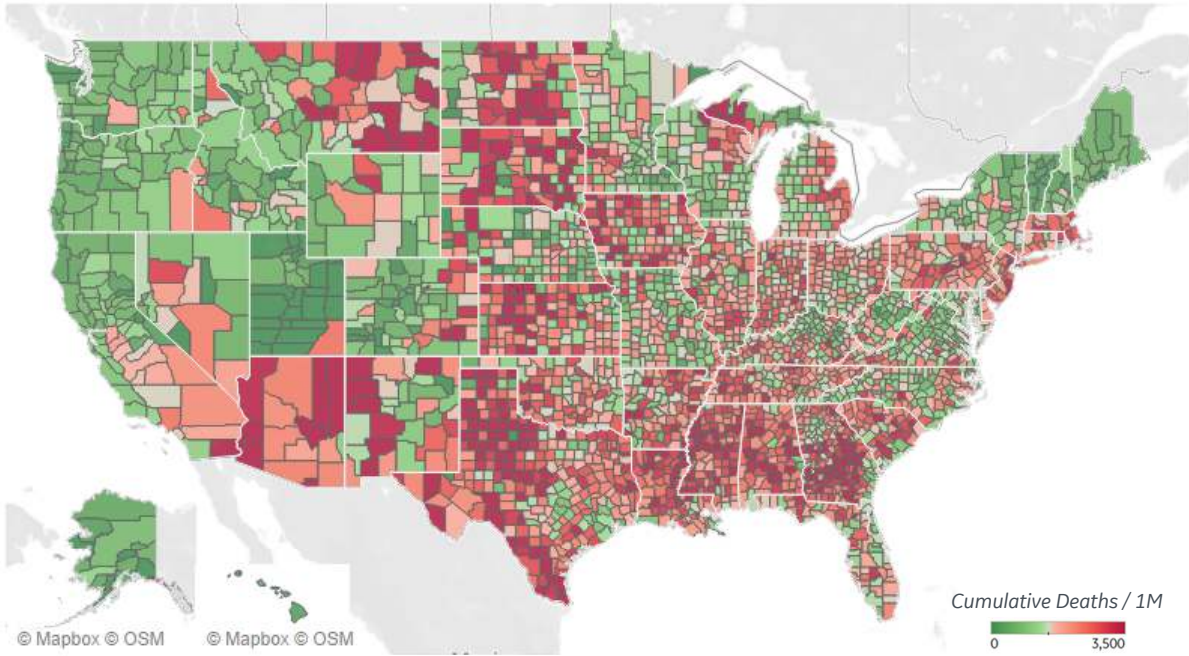


Top 10 Counties

Total Confirmed Cases / 1M

Miami-Dade County, FL	180,728
El Paso County, TX	160,693
Webb County, TX	158,098
Lubbock County, TX	157,875
Providence County, RI	151,453
Utah County, UT	150,726
Passaic County, NJ	143,843
Rockland County, NY	142,893
Greenville County, SC	141,941
San Bernardino County, CA	136,075

Reported **Deaths** per 1M to date



Top 10 Counties

Total Reported Deaths/ 1M

New York City*	6,125
Cameron County, TX	3,861
Passaic County, NJ	3,758
Essex County, NJ	3,667
Ocean County, NJ	3,505
Union County, NJ	3,487
Hudson County, NJ	3,327
Hidalgo County, TX	3,266
Hampden County, MA	3,216
El Paso County, TX	3,189

* New York City counties aggregated into one reporting area

Note: Lists includes counties > 250K population



Canada

Per 1M in Region

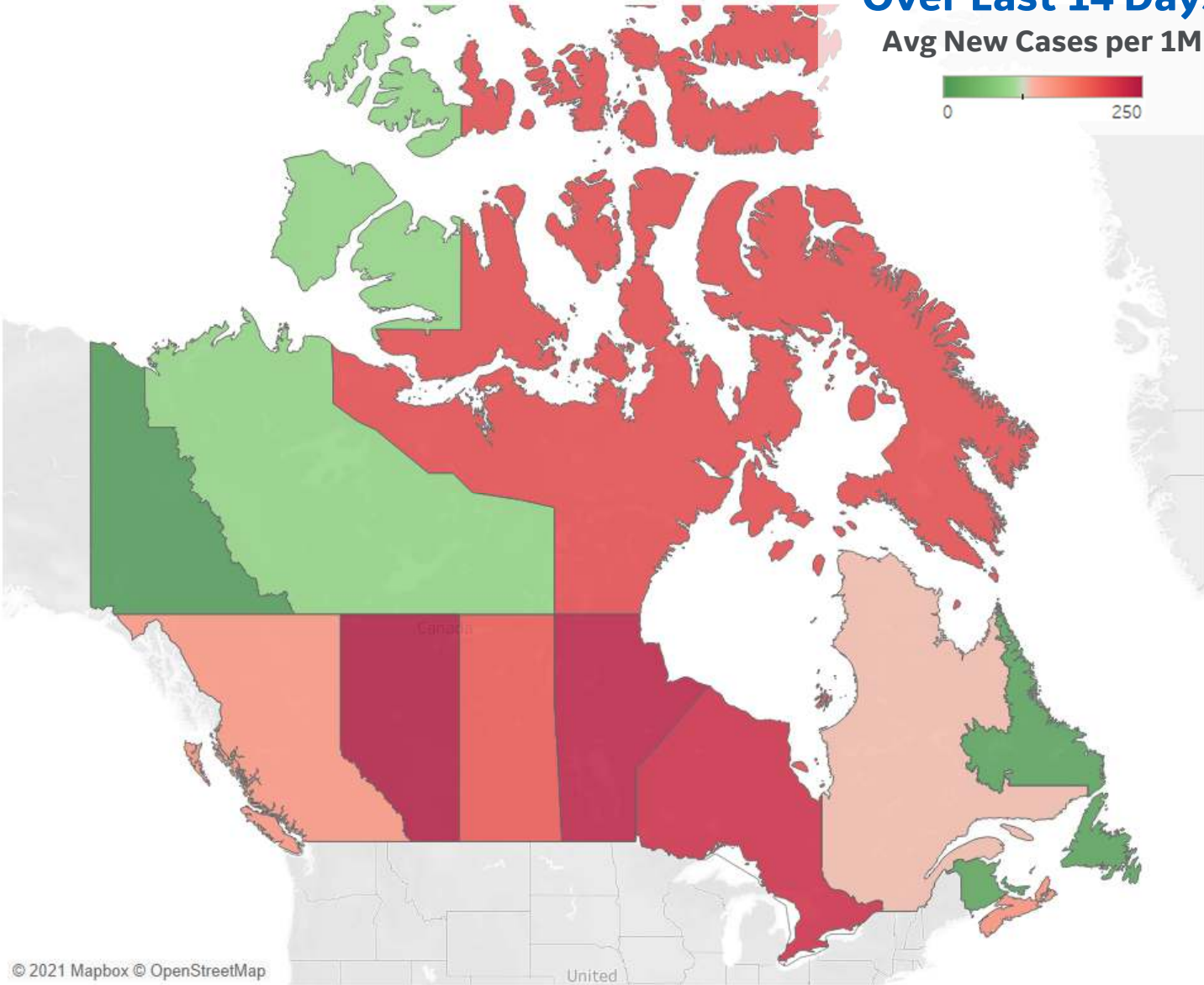
	Today	Change
Active Cases	2,013	-2.0%
Confirmed	235	+0.7%
Deaths	2	+0.3%
Recovered	275	+0.9%

Average Daily New Cases & Deaths per 1M Over Last 14 Days

	Cases	Deaths
Alberta	441	1
Manitoba	241	2
Ontario	225	2
Saskatchewan	189	2
British Columbia	137	1
Quebec	110	1

Over Last 14 Days

Avg New Cases per 1M



Top 15 countries selected by 14-day avg new cases per 1M
Excl. countries with population < 1M



Central & South America

Per 1M in Region


	Today	Change
Active Cases	4,116	+0.0%
Confirmed	150	+0.3%
Deaths	4	+0.3%
Recovered	149	+0.3%

Average Daily New Cases & Deaths per 1M Over Last 14 Days

	Cases	Deaths
Uruguay	730	16
Argentina	451	9
Costa Rica	424	4
Colombia	320	9
Paraguay	304	12
Chile	288	5
Brazil	282	11
Trinidad and Tobago	187	3
Peru	178	9
Bolivia	121	2
Ecuador	110	4
Honduras	96	4
Cuba	92	1
Panama	79	1
Guatemala	53	1

Top 15 countries selected by 14-day avg new cases per 1M
Excl. countries with population < 1M

Over Last 14 Days Avg New Cases per 1M





Brazil

Per 1M in Region

	Today	Change
Active Cases	6,143	+0.0%
Confirmed	119	+0.2%
Deaths	4	+0.2%
Recovered	112	+0.2%

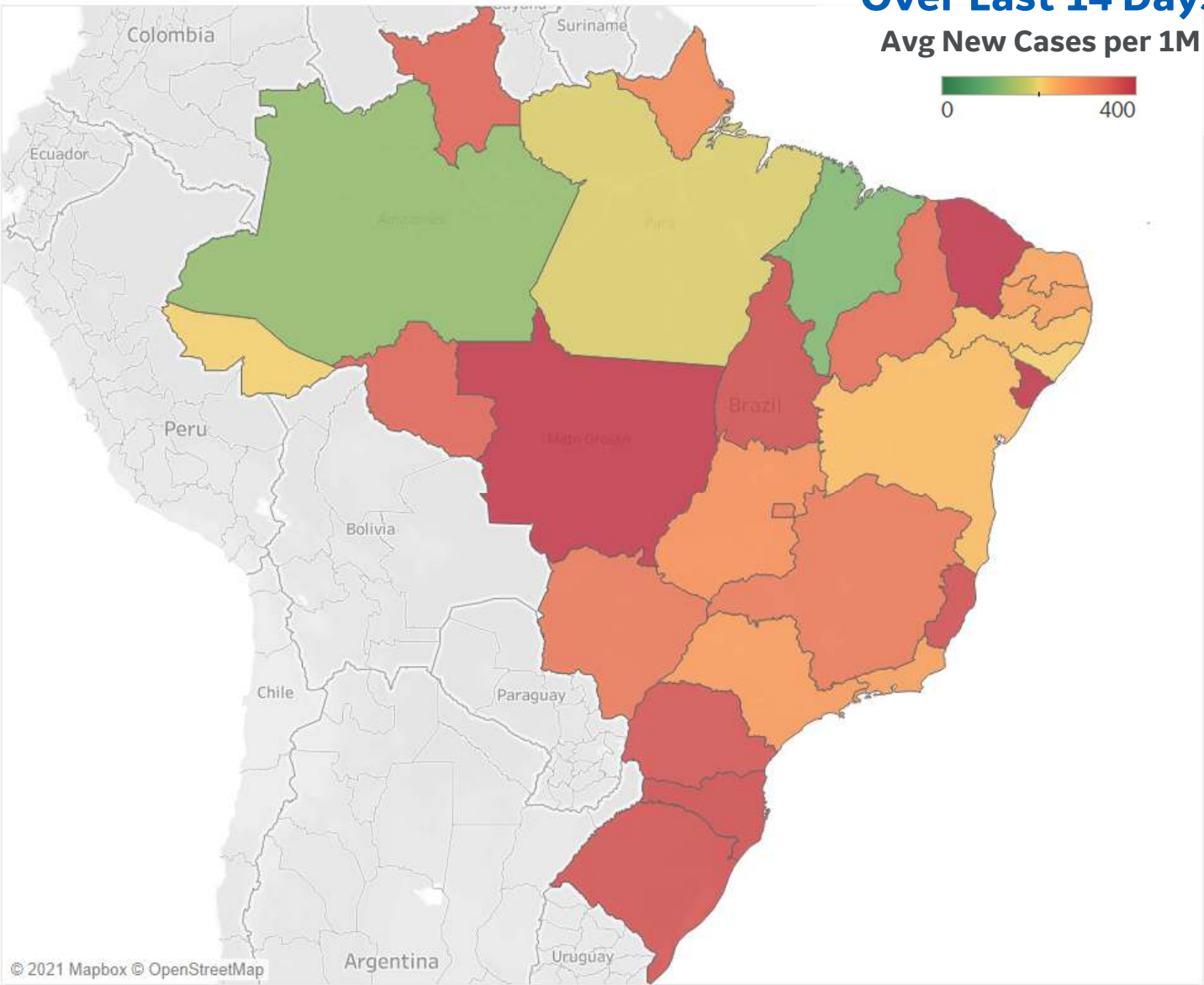
Average Daily New Cases & Deaths per 1M Over Last 14 Days

	Cases	Deaths
Ceará	507	12
Sergipe	445	12
MatoGrosso	397	13
Santa Catarina	371	9
Espírito Santo	367	13
Rio Grande do Sul	366	11
Tocantins	366	8
Paraná	363	14
Rondônia	341	12
Piauí	328	8
MatoGrosso do Sul	312	12
Minas Gerais	310	12
Distrito Federal	306	12
Goiás	276	10
São Paulo	261	13

Top 15 countries selected by 14-day avg new cases per 1M
Excl. countries with population < 1M

Over Last 14 Days

Avg New Cases per 1M





Per 1M in Region

	Today	Change
Active Cases	1,075	-1%
Confirmed	88	+1.1%
Deaths	1	+1.0%
Recovered	94	+1.4%

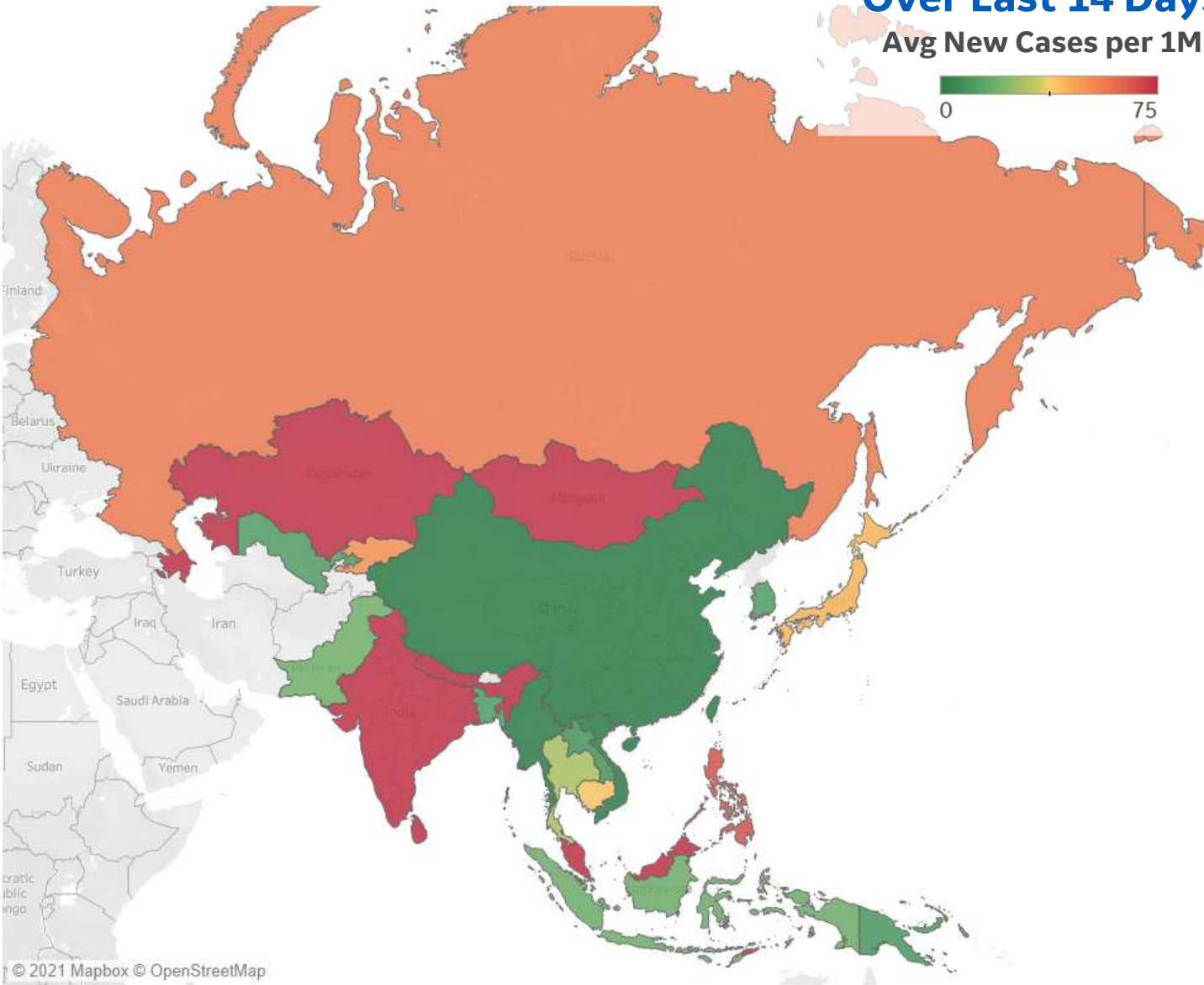
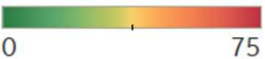
Average Daily New Cases & Deaths per 1M Over Last 14 Days

	Cases	Deaths
Mongolia	318	2
India	277	3
Nepal	246	2
Kazakhstan	131	0
Malaysia	108	1
Azerbaijan	94	2
Sri Lanka	87	1
Timor-Leste	76	0
Philippines	67	1
Russia	57	2
Kyrgyzstan	51	1
Japan	42	1
Cambodia	39	0
Thailand	28	0
Pakistan	19	1

Top 15 countries selected by 14-day avg new cases per 1M
Excl. countries with population < 1M

Over Last 14 Days

Avg New Cases per 1M





Oceania

Per 1M in Region

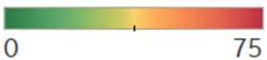
	Today	Change
Active Cases	180	+0.0%
Confirmed	0.3	+0.0%
Deaths	0	+0.0%
Recovered	1	+0.1%

Average Daily New Cases & Deaths per 1M Over Last 14 Days

	Cases	Deaths
Australia	1	0
New Zealand	1	0

Over Last 14 Days

Avg New Cases per 1M



Top 15 countries selected by 14-day avg new cases per 1M
Excl. countries with population < 1M



Africa

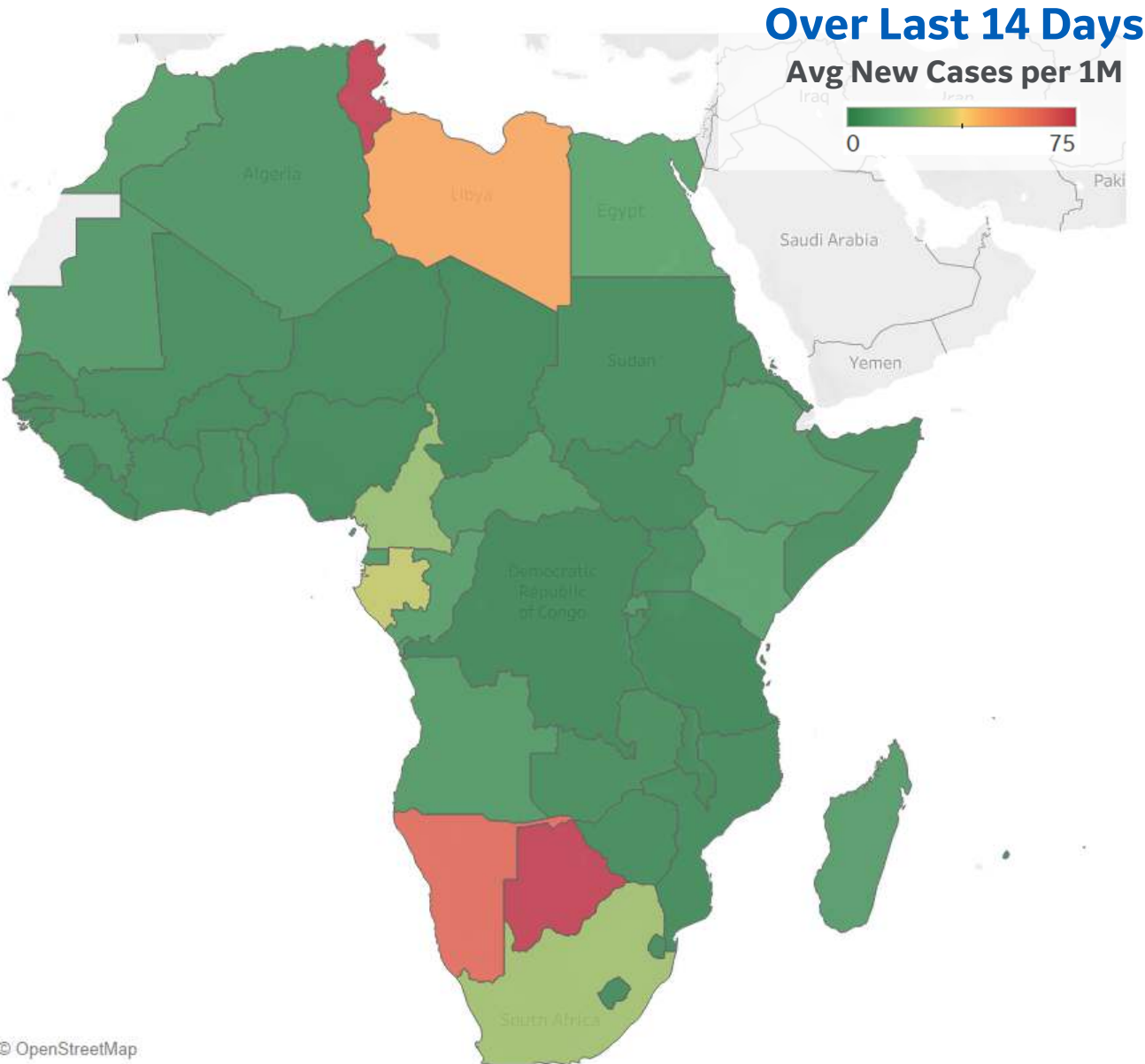
Per 1M in Region

	Today	Change
Active Cases	267	-1%
Confirmed	6	+0.2%
Deaths	0.3	+0.3%
Recovered	8	+0.3%

Average Daily New Cases & Deaths per 1M Over Last 14 Days

	Cases	Deaths
Tunisia	122	7
Botswana	97	2
Namibia	64	2
Libya	46	1
Gabon	32	0
South Africa	26	1
Cameroon	24	0
Egypt	11	1
Kenya	9	0
Morocco	9	0
Congo (Brazzaville)	9	0
Madagascar	8	0
Angola	7	0
Eq. Guinea	7	0
Central African Repu..	7	0

Top 15 countries selected by 14-day avg new cases per 1M
Excl. countries with population < 1M





Sources



** Per 1M = Per 1 Million Population unless otherwise noted

Worldwide Survival Rate, last 30d calculation =
[(Total Confirmed – Total Confirmed 30d ago) – (Total Deaths-Total Deaths 30d ago)] / (Total Confirmed – Total Confirmed 30d ago)

Johns Hopkins Coronavirus Resource Center:

<https://coronavirus.jhu.edu/map.html>

Worldometer Coronavirus Reporting:

<https://www.worldometers.info/coronavirus/>

Public Health England:

<https://www.gov.uk/government/publications/covid-19-track-coronavirus-cases>

US Department of Homeland Security, Homeland Infrastructure Foundation-Level Data:

<https://hifld-geoplatform.opendata.arcgis.com/datasets/hospitals>

National Health Commission of the PRC:

<http://www.nhc.gov.cn/xcs/yqtb/202003/bf66696029ba420098164607240074f8.shtml>

CDC, Severe Outcomes Among Patients with Coronavirus Disease 2019 (COVID-19):

<https://www.cdc.gov/mmwr/volumes/69/wr/mm6912e2.htm>

Italian Department of Civil Protection, COVID Monitoring:

<http://opendatadpc.maps.arcgis.com/apps/opsdashboard/index.html#/b0c68bce2cce478eaac82fe38d4138b1>

The COVID Tracking Project:

<https://covidtracking.com/data/>

UK Office for National Statistics:

<https://www.ons.gov.uk/peoplepopulationandcommunity/birthsdeathsandmarriages/deaths/bulletins/deathsregisteredweeklyinenglandandwalesprovisional/weekending24april2020>

European Centre for Disease Prevention and Control:

<https://www.ecdc.europa.eu/en/publications-data/download-data-hospital-and-icu-admission-rates-and-current-occupancy-covid-19>

Secretary of Health, Mexico:

<https://www.gob.mx/salud/en>

Canada Regional Data:

<https://health-infobase.canada.ca/covid-19/epidemiological-summary-covid-19-cases.html#fn1>

Canada Regional Populations (Q4 2019):

<https://www150.statcan.gc.ca/t1/tbl1/en/tv.action?pid=1710000901>

CDC COVID Data Tracker:

<https://covid.cdc.gov/covid-data-tracker/#vaccinations>

Oxford COVID-19 Government Response Tracker:

<https://www.bing.com/search?q=oxford+stringency+index+countries&PC=U316&FORM=CHROMN>