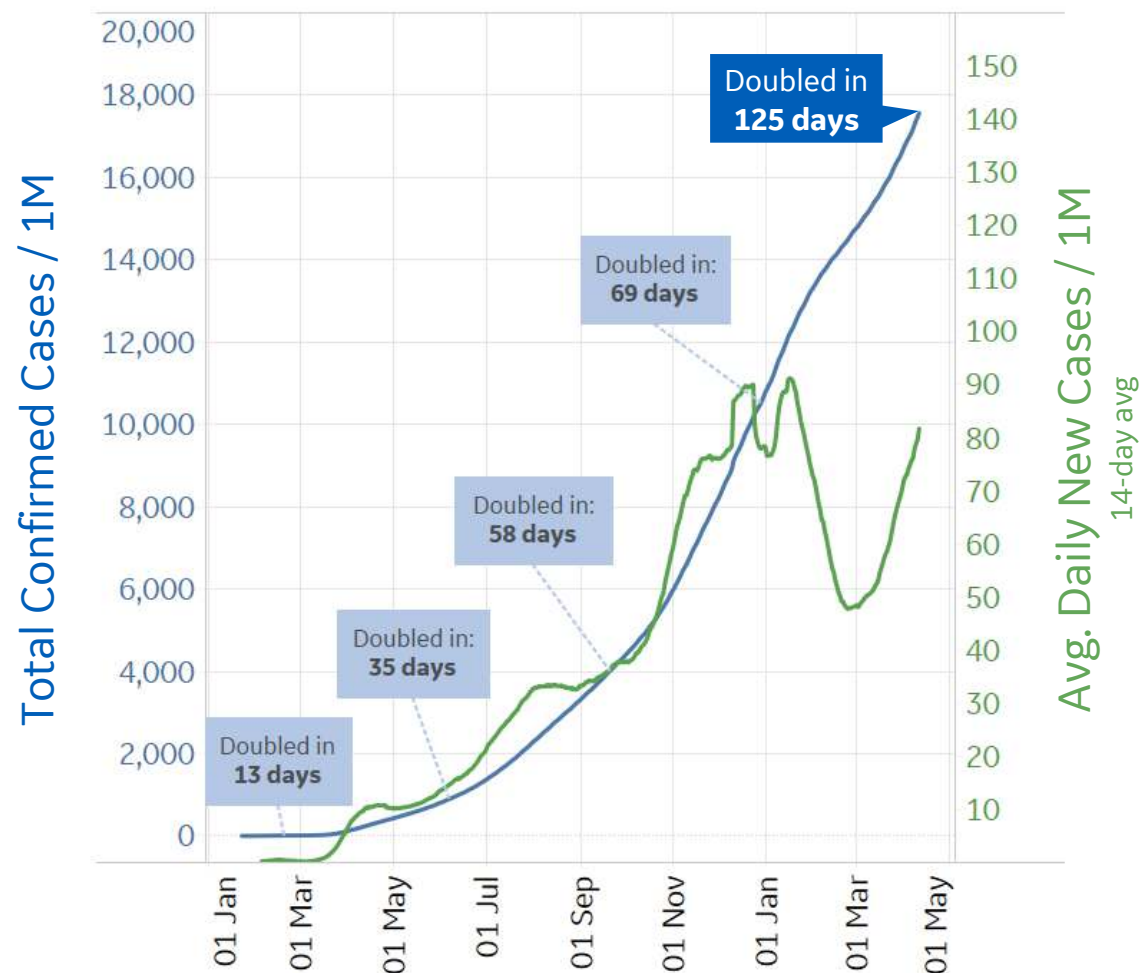




Global Confirmed & Active Cases

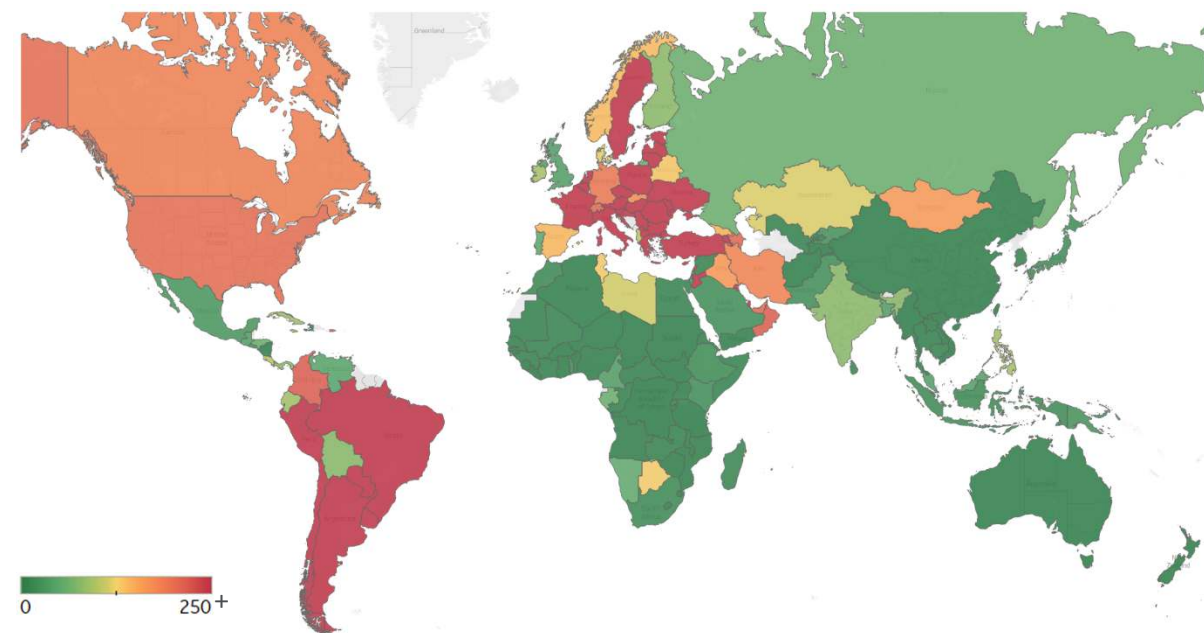


Trend since 22 Jan 2020



Avg. Daily New Cases / 1M

Over the last 14 days



Per 1M:	New Today	Change from 30 days ago
Active	20	+14%
Confirmed	89	+14%
Deaths	1	+11%
Recovered	68	+15%
	To Date	Last 30 Days
Worldwide Survival Rate	97.8%	98.3%

Key

World

North America

Europe

Middle East

Cent & South America

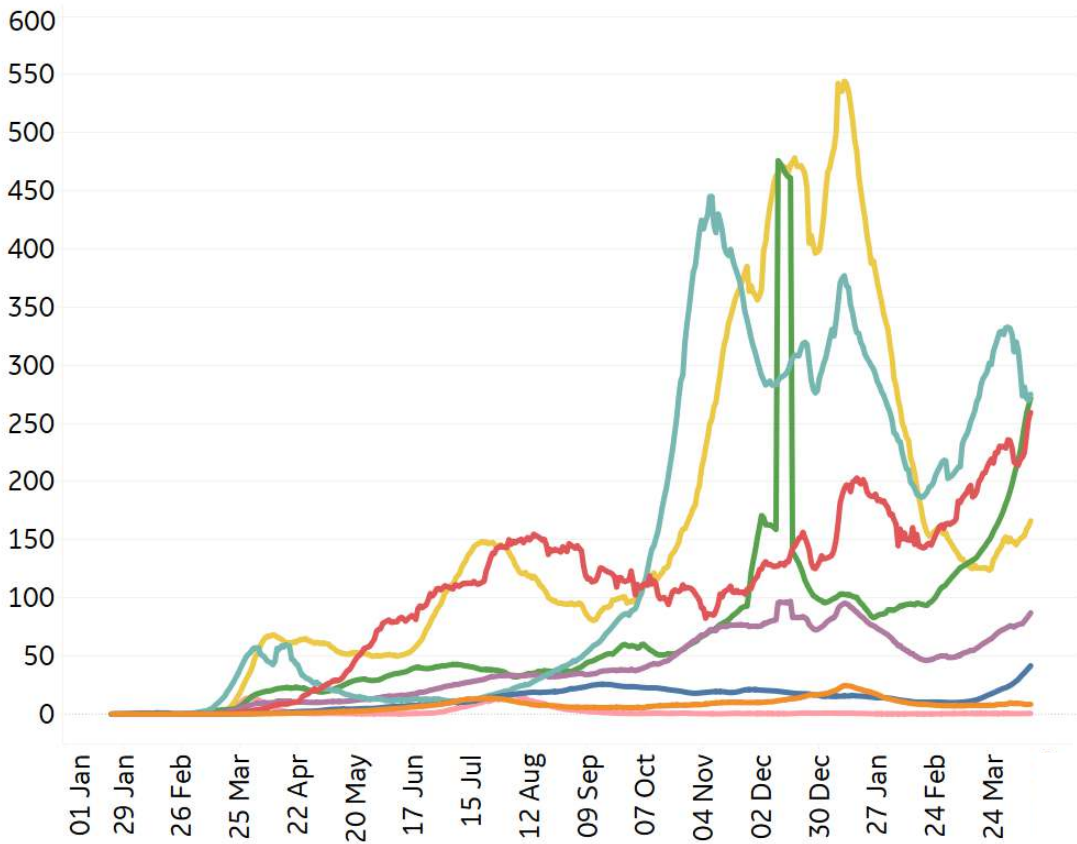
Asia

Africa

Oceania

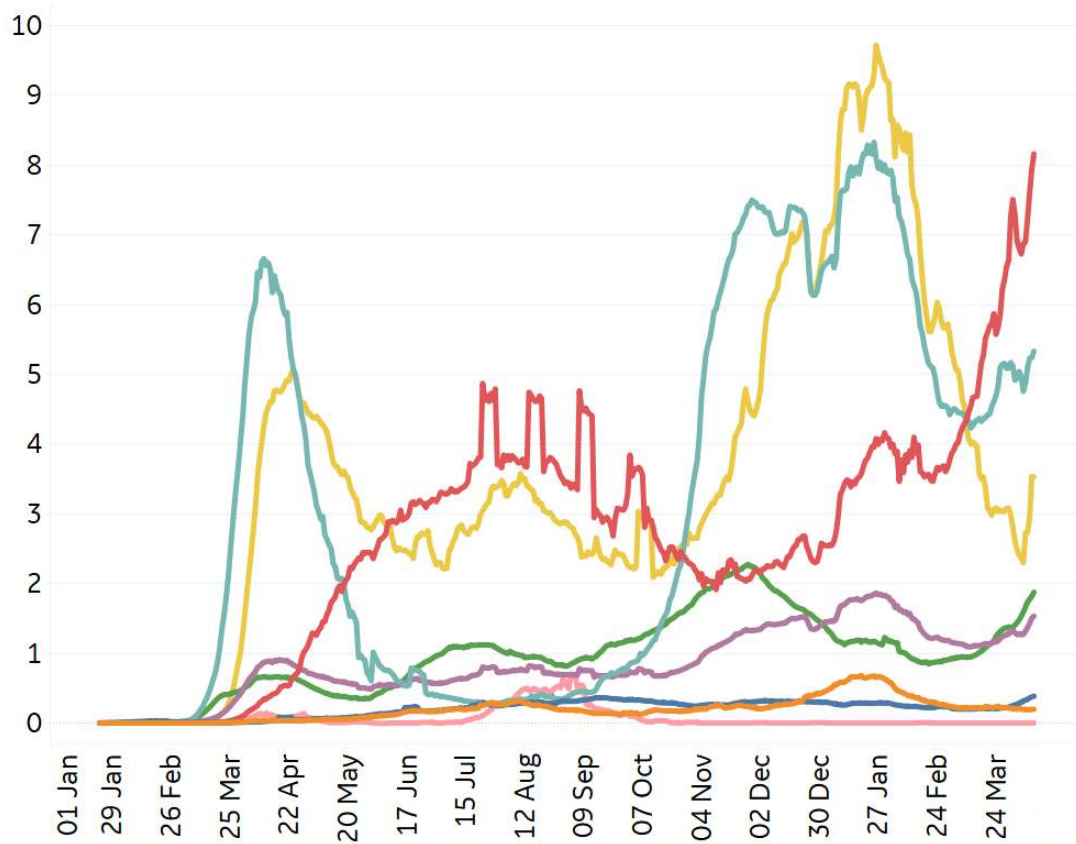
New Confirmed Cases / 1M

7-day rolling average



New Deaths / 1M

7-day rolling average



Large jump in Middle East confirmed cases due to batched reporting of 823,225 new cases in **Turkey on 10 Dec*



Top 50 Countries: Per 1M

1 - 25

	Average over last 7 days		Total Since 22 Jan			Change from 14d Ago in 14 day avg of daily new	
	New Confirmed	New Deaths	Total Confirmed	Estimated Recovered	Total Deaths	Confirmed	Deaths
Czechia	377	12	147,557	138,876	2,597	-44%	-27%
Hungary	506	25	74,548	63,191	2,424	-26%	14%
Bos. and Herz.	368	23	55,452	47,163	2,224	0%	39%
Bulgaria	391	17	53,536	45,238	2,075	-14%	20%
North Macedo..	478	20	68,084	58,900	2,029	4%	55%
Belgium	302	4	79,854	73,107	2,025	-12%	26%
Slovenia	437	3	108,949	100,320	1,981	12%	20%
Slovakia	152	14	67,965	63,620	1,935	-36%	10%
Italy	240	8	62,350	56,528	1,890	-23%	9%
UK	23	1	64,588	62,158	1,876	-50%	-54%
US	212	3	94,253	89,731	1,698	13%	-10%
Peru	283	9	49,973	44,734	1,665	-3%	31%
Brazil	334	15	63,427	57,309	1,661	-10%	20%
Portugal	58	1	81,153	78,799	1,659	15%	-48%
Spain	142	2	71,597	67,993	1,633	29%	-52%
Poland	514	13	68,028	57,933	1,544	-6%	39%
Croatia	435	9	71,254	63,556	1,537	56%	92%
France	517	5	78,433	69,052	1,515	8%	0%
EU	310	6	63,792	57,636	1,446	-4%	6%
Panama	74	1	83,112	80,578	1,428	-19%	-41%
Lithuania	345	4	83,082	77,234	1,354	43%	-12%
Sweden	625	2	84,897	75,886	1,349	15%	-14%
Moldova	217	9	59,797	54,818	1,336	-33%	13%
Romania	236	8	52,302	47,380	1,307	-10%	24%
Colombia	253	5	49,844	45,533	1,295	93%	62%

26 - 50

	Average over last 7 days		Total Since 22 Jan			Change from 14d Ago in 14 day avg of daily new	
	New Confirmed	New Deaths	Total Confirmed	Estimated Recovered	Total Deaths	Confirmed	Deaths
Argentina	440	5	56,035	49,802	1,278	98%	31%
Chile	372	5	56,313	49,848	1,274	15%	47%
Armenia	298	7	68,444	62,965	1,260	5%	30%
Switzerland	201	2	71,354	67,220	1,208	17%	-19%
Austria	290	4	64,066	58,489	1,076	-5%	13%
Kosovo	372	6	51,962	44,548	1,066	45%	28%
Latvia	265	4	57,050	52,515	1,053	-10%	-3%
Netherlands	420	1	80,214	73,220	990	4%	-14%
Lebanon	363	5	72,793	66,575	976	-16%	-21%
Georgia	163	2	72,295	69,294	972	52%	22%
Ireland	81	2	48,796	46,530	969	-18%	-10%
Ukraine	354	9	43,569	37,862	885	14%	38%
Albania	92	3	44,615	42,330	805	-36%	-35%
Estonia	514	9	86,069	77,346	775	-44%	7%
Jordan	460	8	65,248	56,997	762	-32%	1%
Israel	28	1	96,578	95,387	727	-69%	-36%
Serbia	401	5	73,501	66,355	656	-18%	16%
West Bank an..	527	5	58,684	51,127	626	17%	-11%
Costa Rica	162	2	43,686	41,648	592	21%	26%
Turkey	613	3	45,637	37,637	402	95%	80%
Kuwait	331	2	57,860	53,129	329	0%	6%
Bahrain	642	2	91,951	83,034	327	35%	52%
UAE	197	0	48,911	45,869	155	-1%	-42%
Qatar	327	1	65,957	61,589	116	63%	172%
Total World	87	2	17,562	16,039	379	21%	18%

Change from 14d ago:
Compares 14d-avgs. of Daily New Cases/Deaths
today with 14d-avgs. from 14d ago

Estimated Recovered: Cases 14d ago - Deaths today

In the last 14 days, cases in **Spain** increased 2.8% while deaths increased 1.8%
(+1,972 cases / 1M; +28 deaths / 1M)

Top 50 countries selected by Cases / 1M
Sorted by Total Deaths / 1M
Excluded countries with population < 1M



Top 50 Countries: Raw Volume

Updated 12 Apr 2021, 3:30 GMT

4

1 - 25

	Average over last 7 days		Total Since 22 Jan			Change from 14d Ago in 14 day avg of daily new	
	New Confirmed	New Deaths	Total Confirmed	Estimated Recovered	Total Deaths	Confirmed	Deaths
EU	138,039	2,556	28,403,622	25,662,413	643,956	-4%	6%
US	70,040	981	31,197,873	29,701,079	562,066	13%	-10%
Brazil	71,010	3,101	13,482,023	12,181,551	353,137	-10%	20%
Mexico	4,251	742	2,280,213	2,017,212	209,338	-11%	12%
India	134,093	725	13,527,717	11,869,465	170,179	127%	167%
UK	1,545	36	4,384,610	4,219,682	127,331	-50%	-54%
Italy	14,507	461	3,769,814	3,417,803	114,254	-23%	9%
Russia	8,519	367	4,589,209	4,368,045	101,282	-6%	-7%
France	33,773	300	5,119,585	4,507,276	98,909	8%	0%
Germany	16,547	206	3,012,158	2,706,152	78,500	11%	2%
Spain	6,650	90	3,347,512	3,178,996	76,328	29%	-52%
Colombia	12,854	256	2,536,198	2,316,841	65,889	93%	62%
Iran	19,724	190	2,070,141	1,791,184	64,490	97%	79%
Poland	19,441	497	2,574,631	2,192,570	58,421	-6%	39%
Argentina	19,867	226	2,532,562	2,250,818	57,779	98%	31%
Peru	9,332	289	1,647,694	1,474,979	54,903	-3%	31%
South Africa	928	48	1,558,458	1,492,109	53,322	-19%	-51%
Indonesia	4,677	123	1,566,995	1,453,555	42,530	-7%	3%
Ukraine	15,486	389	1,905,430	1,655,850	38,718	14%	38%
Turkey	51,709	239	3,849,011	3,174,234	33,939	95%	80%
Czechia	4,042	123	1,580,189	1,487,221	27,808	-44%	-27%
Romania	4,542	152	1,006,167	911,483	25,135	-10%	24%
Chile	7,102	100	1,076,499	952,897	24,346	15%	47%
Belgium	3,497	43	925,476	847,284	23,473	-12%	26%
Hungary	4,884	243	720,164	610,444	23,417	-26%	14%

26 - 50

	Average over last 7 days		Total Since 22 Jan			Change from 14d Ago in 14 day avg of daily new	
	New Confirmed	New Deaths	Total Confirmed	Estimated Recovered	Total Deaths	Confirmed	Deaths
Canada	8,422	33	1,067,764	946,771	23,294	76%	10%
Ecuador	1,591	48	346,817	307,189	17,293	0%	11%
Netherlands	7,204	24	1,374,451	1,254,621	16,959	4%	-14%
Portugal	594	5	827,494	803,491	16,916	15%	-48%
Pakistan	4,767	97	725,602	643,615	15,501	29%	73%
Philippines	9,974	217	864,868	706,947	14,945	42%	421%
Iraq	7,340	36	924,946	817,715	14,713	25%	9%
Bulgaria	2,713	118	371,993	314,335	14,418	-14%	20%
Sweden	6,316	18	857,401	766,397	13,621	15%	-14%
Slovakia	831	77	371,062	347,345	10,565	-36%	10%
Switzerland	1,743	14	617,543	581,764	10,453	17%	-19%
Bangladesh	6,770	68	684,756	585,975	9,739	132%	133%
Austria	2,607	34	577,007	526,778	9,687	-5%	13%
Japan	3,002	23	506,237	458,977	9,369	80%	-31%
Morocco	558	7	502,102	485,759	8,900	30%	36%
Jordan	4,690	82	665,735	581,543	7,773	-32%	1%
Saudi Arabia	822	8	398,435	381,571	6,754	71%	25%
Lebanon	2,478	36	496,846	454,401	6,661	-16%	-21%
Israel	241	8	835,933	825,628	6,296	-69%	-36%
Panama	319	4	358,611	347,676	6,163	-19%	-41%
Serbia	3,506	40	642,208	579,771	5,735	-18%	16%
Belarus	1,248	10	336,038	316,327	2,354	6%	9%
UAE	1,944	3	483,747	453,666	1,531	-1%	-42%
Malaysia	1,414	6	360,856	340,615	1,329	4%	64%
Total World	674,669	11,883	136,046,624	124,250,100	2,936,364	21%	18%

*Change from 14d ago:
Compares 14d-avgs. of Daily New Cases/Deaths
today with 14d-avgs. from 14d ago

Estimated Recovered: Cases 14d ago - Deaths today

Today, the **US** reports over 20% of its population as fully vaccinated.
In the last 14 days, cases increased 3% and deaths increased 2%

Top 50 countries selected by Total Cases
Sorted by Raw Total Deaths
Excluded countries with population < 1M

N/A** due to inconsistent reporting of Recovered Cases



United States: Per 1M



1 - 25

	Average over last 7 days		Total Since 22 Jan			Change from 14d Ago in 14 day avg of daily new	
	New Confirmed	New Deaths	Total Confirmed	Estimated Recovered	Total Deaths	Confirmed	Deaths
New Jersey	423	4	107,349	98,149	2,800	-3%	-1%
New York	373	4	100,578	92,508	2,628	-3%	3%
Massachusetts	339	2	95,694	88,813	2,523	10%	-42%
Rhode Island	383	1	133,191	125,677	2,490	1%	-27%
Mississippi	65	2	103,304	99,968	2,384	-26%	-5%
Arizona	103	2	116,719	113,042	2,347	35%	-54%
Connecticut	306	2	90,199	83,378	2,228	12%	-21%
South Dakota	217	1	135,312	130,330	2,200	-6%	-38%
Louisiana	104	2	96,549	93,111	2,198	2%	-36%
Alabama	61	2	105,829	102,725	2,185	-58%	-7%
Pennsylvania	339	2	83,887	77,202	1,984	32%	-8%
North Dakota	208	1	137,449	132,641	1,971	35%	-60%
Indiana	165	2	103,783	99,651	1,953	28%	-25%
New Mexico	83	2	92,219	89,217	1,896	-15%	-30%
Illinois	261	2	100,985	95,798	1,878	47%	-13%
Arkansas	52	1	110,064	107,452	1,876	-26%	-45%
Iowa	166	2	113,157	108,986	1,856	7%	57%
Georgia	124	4	101,135	97,554	1,835	-14%	-21%
S. Carolina	206	2	109,288	104,866	1,802	-14%	-38%
Michigan	737	4	82,148	70,707	1,759	80%	86%
Tennessee	177	2	120,378	116,382	1,757	-11%	5%
Nevada	132	3	100,003	96,660	1,731	32%	-19%
Texas	122	3	97,496	94,273	1,697	-20%	-33%
Oklahoma	132	62	111,905	108,745	1,685	30%	1121%
Kansas	66	0	104,957	102,321	1,680	-7%	-33%

26 - 51

	Average over last 7 days		Total Since 22 Jan			Change from 14d Ago in 14 day avg of daily new	
	New Confirmed	New Deaths	Total Confirmed	Estimated Recovered	Total Deaths	Confirmed	Deaths
Delaware	322	2	101,226	94,976	1,621	22%	-8%
Ohio	189	1	88,925	84,933	1,611	24%	20%
Florida	282	2	98,904	93,585	1,584	19%	-9%
DC	161	2	64,938	61,061	1,532	-1%	67%
West Virginia	216	4	81,561	76,929	1,532	8%	7%
California	86	3	93,654	91,118	1,530	6%	-37%
Missouri	102	0	95,908	93,067	1,448	-6%	-35%
Montana	139	8	99,350	96,002	1,425	-13%	98%
Kentucky	127	3	96,937	93,734	1,399	-8%	-79%
Maryland	222	2	70,584	66,095	1,399	28%	0%
Wisconsin	154	1	110,867	107,645	1,268	30%	8%
Minnesota	400	2	96,115	90,081	1,247	53%	35%
Virginia	174	2	74,460	70,868	1,227	-2%	53%
Wyoming	105	0	98,267	95,627	1,211	-6%	50%
N. Carolina	180	2	88,615	85,171	1,168	5%	-35%
Nebraska	177	3	110,735	106,598	1,148	53%	-6%
Idaho	158	2	102,488	99,288	1,115	-11%	-11%
Colorado	262	1	83,122	78,558	1,069	38%	20%
New Hampshire	316	1	65,348	60,138	924	32%	-47%
Washington	147	1	49,407	46,723	699	29%	9%
Utah	123	1	121,681	119,279	673	-10%	-48%
Oregon	125	2	40,441	38,294	579	53%	23%
Maine	233	1	40,142	36,527	558	46%	17%
Alaska	250	0	88,555	84,685	428	26%	-100%
Vermont	241	0	33,978	29,791	370	23%	-45%
Hawaii	74	0	22,648	21,194	333	26%	-18%

*Change from 14d ago:
Compares 14d-avgs. of Daily New Cases/Deaths
today with 14d-avgs. from 14d ago

Estimated Recovered: Cases 14d ago - Deaths today

In the last 30 days, cases in **Oklahoma** increased 2.8% while deaths increased 4.9%.
(+2,997 cases / 1M; +497 / 1M)

Sorted by Total Deaths / 1M

N/As due to states revising and updating case counts



United States: Raw Volume



1 - 25

	Average over last 7 days		Total Since 22 Jan			Change from 14d Ago in 14 day avg of daily new	
	New Confirmed	New Deaths	Total Confirmed	Estimated Recovered	Total Deaths	Confirmed	Deaths
California	3,390	106	3,700,471	3,600,261	60,452	6%	-37%
New York	7,265	69	1,956,594	1,799,615	51,117	-3%	3%
Texas	3,536	74	2,826,977	2,733,523	49,212	-20%	-33%
Florida	6,058	50	2,124,233	2,009,984	34,021	19%	-9%
Pennsylvania	4,343	31	1,073,924	988,338	25,393	32%	-8%
New Jersey	3,756	33	953,490	871,782	24,870	-3%	-1%
Illinois	3,304	20	1,279,663	1,213,939	23,793	47%	-13%
Georgia	1,320	39	1,073,792	1,035,768	19,488	-14%	-21%
Ohio	2,206	12	1,039,455	992,795	18,827	24%	20%
Michigan	7,359	43	820,404	706,137	17,563	80%	86%
Massachusetts	2,334	15	659,569	612,144	17,387	10%	-42%
Arizona	751	14	849,561	822,802	17,086	35%	-54%
Indiana	1,112	11	698,692	670,872	13,148	28%	-25%
N. Carolina	1,892	16	929,406	893,280	12,248	5%	-35%
Tennessee	1,210	12	822,085	794,791	12,001	-11%	5%
Alabama	299	11	518,899	503,679	10,712	-58%	-7%
Virginia	1,486	20	635,552	604,894	10,472	-2%	53%
Louisiana	481	8	448,838	432,853	10,216	2%	-36%
S. Carolina	1,060	11	562,691	539,923	9,276	-14%	-38%
Missouri	628	3	588,626	571,195	8,885	-6%	-35%
Maryland	1,343	15	426,730	399,589	8,455	28%	0%
Connecticut	1,090	6	321,586	297,266	7,944	12%	-21%
Wisconsin	898	6	645,514	626,753	7,380	30%	8%
Mississippi	194	6	307,449	297,520	7,096	-26%	-5%
Minnesota	2,255	12	542,053	508,023	7,035	53%	35%

26 - 51

	Average over last 7 days		Total Since 22 Jan			Change from 14d Ago in 14 day avg of daily new	
	New Confirmed	New Deaths	Total Confirmed	Estimated Recovered	Total Deaths	Confirmed	Deaths
Oklahoma	522	245	442,805	430,302	6,669	30%	1121%
Kentucky	568	14	433,085	418,774	6,250	-8%	-79%
Colorado	1,508	4	478,678	452,397	6,157	38%	20%
Iowa	522	5	357,019	343,857	5,857	7%	57%
Arkansas	157	3	332,153	324,268	5,661	-26%	-45%
Nevada	407	8	308,024	297,729	5,332	32%	-19%
Washington	1,118	6	376,230	355,793	5,322	29%	9%
Kansas	192	1	305,773	298,093	4,895	-7%	-33%
New Mexico	174	4	193,368	187,072	3,976	-15%	-30%
West Virginia	388	7	146,169	137,868	2,745	8%	7%
Rhode Island	406	1	141,097	133,137	2,638	1%	-27%
Oregon	527	7	170,568	161,512	2,440	53%	23%
Nebraska	342	6	214,207	206,204	2,220	53%	-6%
Utah	395	4	390,104	382,403	2,159	-10%	-48%
Idaho	282	4	183,153	177,435	1,993	-11%	-11%
South Dakota	192	1	119,705	115,298	1,946	-6%	-38%
Delaware	313	2	98,570	92,484	1,578	22%	-8%
Montana	149	8	106,183	102,605	1,523	-13%	98%
North Dakota	158	1	104,745	101,081	1,502	35%	-60%
New Hampshire	430	1	88,854	81,770	1,257	32%	-47%
DC	113	2	45,830	43,094	1,081	-1%	67%
Maine	314	1	53,960	49,100	750	46%	17%
Wyoming	61	0	56,873	55,345	701	-6%	50%
Hawaii	104	1	32,067	30,008	471	26%	-18%
Alaska	183	0	64,782	61,951	313	26%	-100%
Vermont	150	0	21,202	18,589	231	23%	-45%

*Change from 14d ago:
Compares 14d-avgs. of Daily New Cases/Deaths
today with 14d-avgs. from 14d ago

Estimated Recovered: Cases 14d ago - Deaths today

Compared to 14 days ago, average new cases in **Illinois** are up 47%
and average new deaths are down 13%

Sorted by Raw Total Deaths

N/As due to states revising and updating case counts



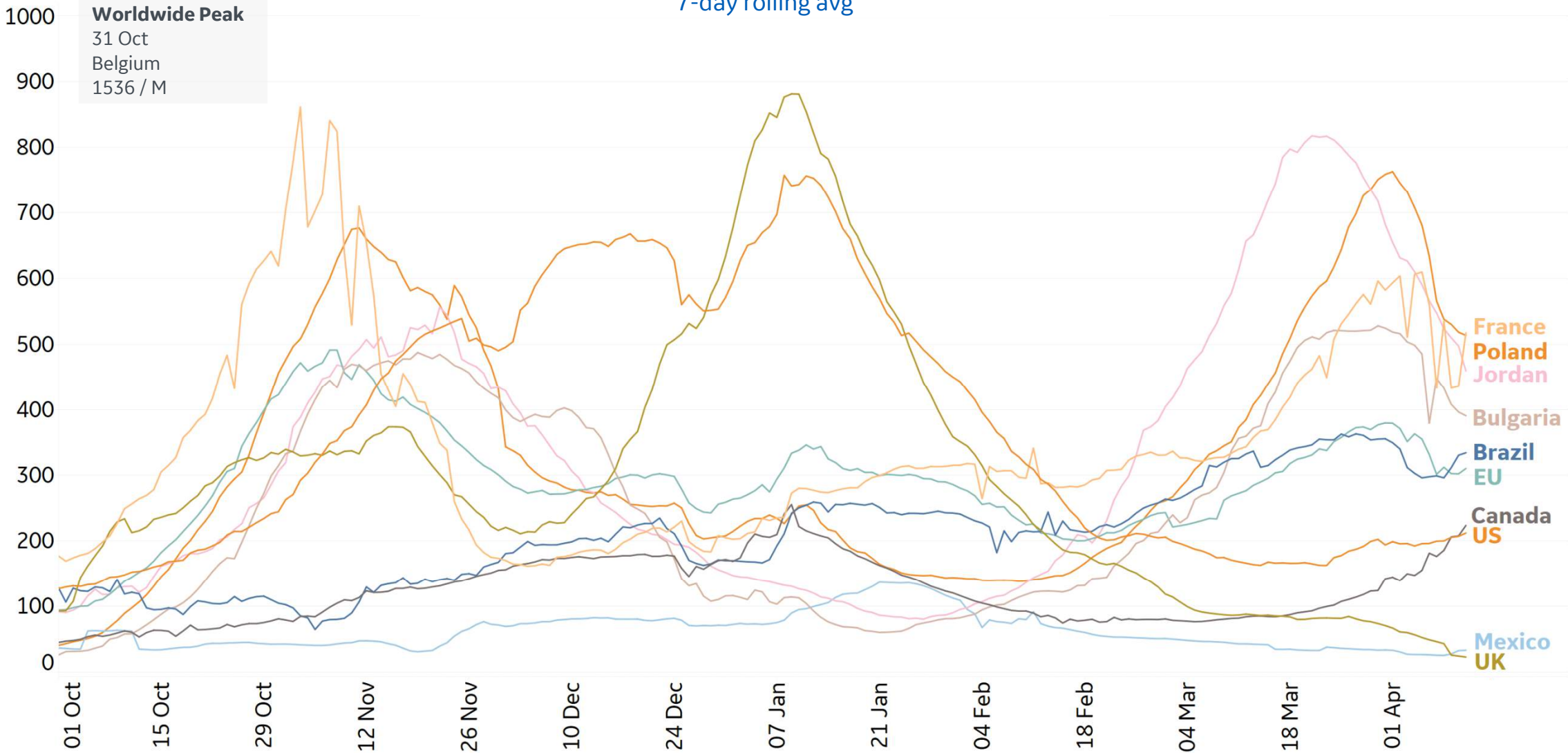
New Confirmed Cases in Select Countries

Updated 12 Apr 2021, 3:30 GMT

7

Daily New Confirmed Cases / 1M

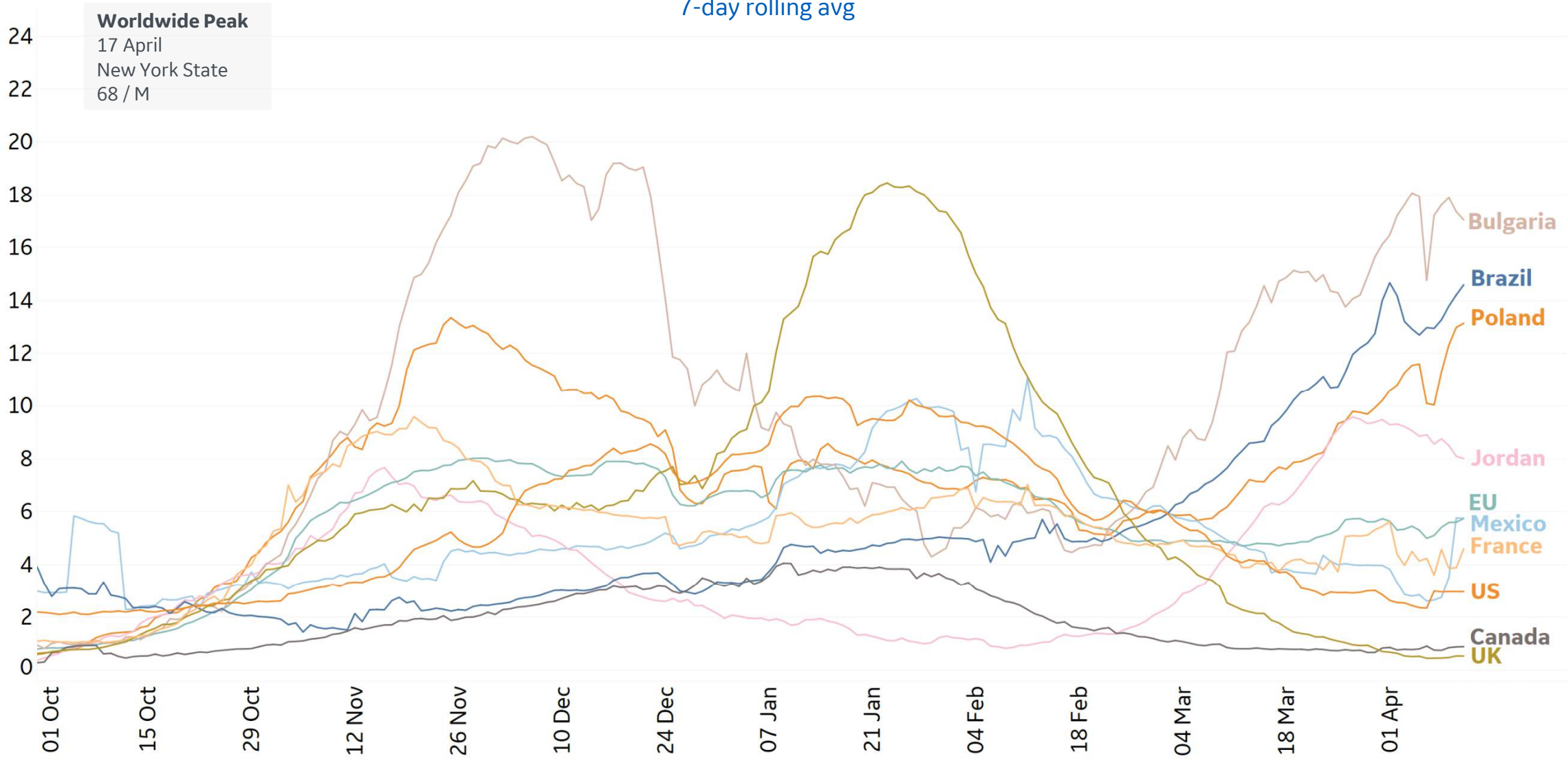
7-day rolling avg





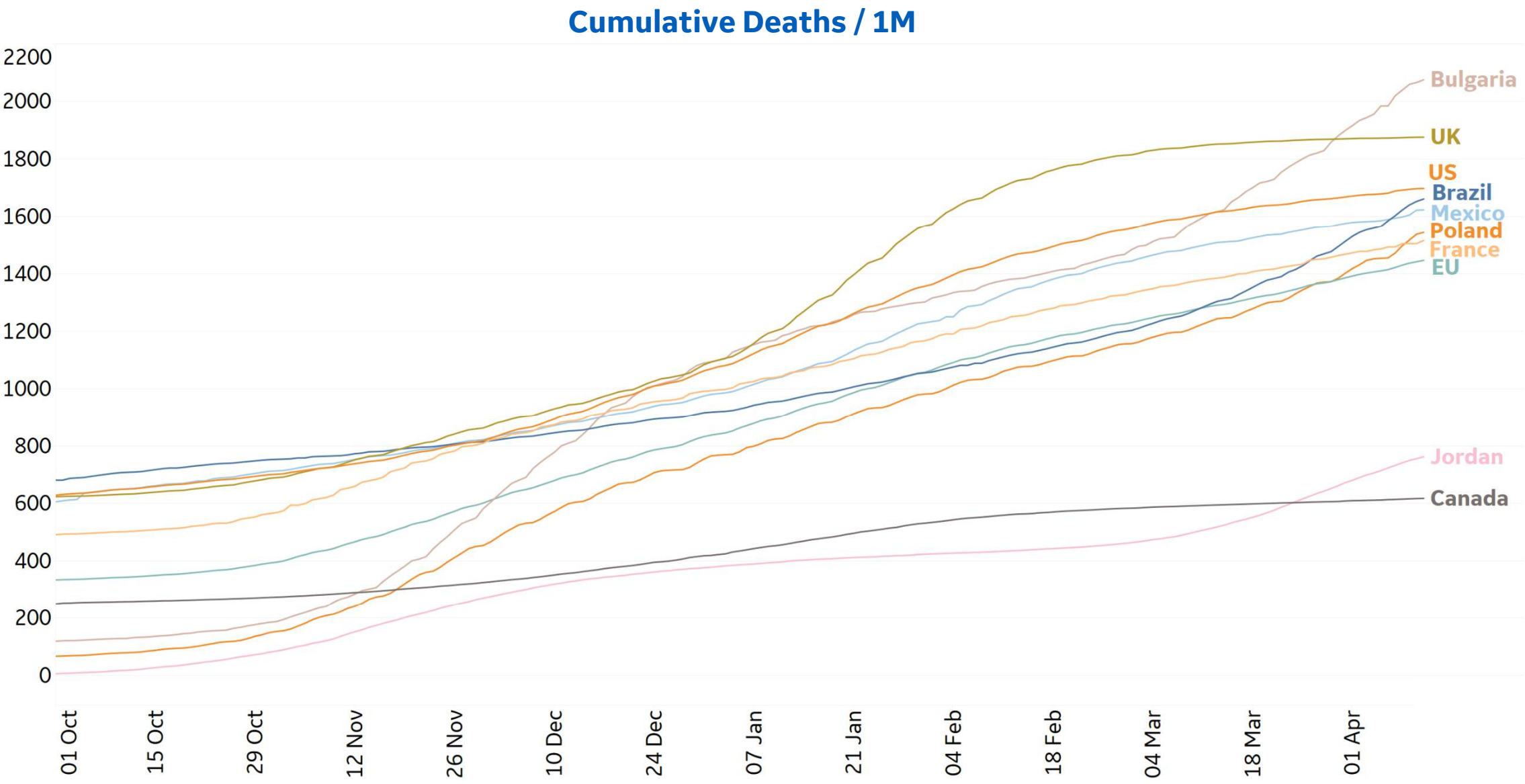
New Deaths in Select Countries

Daily New Deaths / 1M
7-day rolling avg



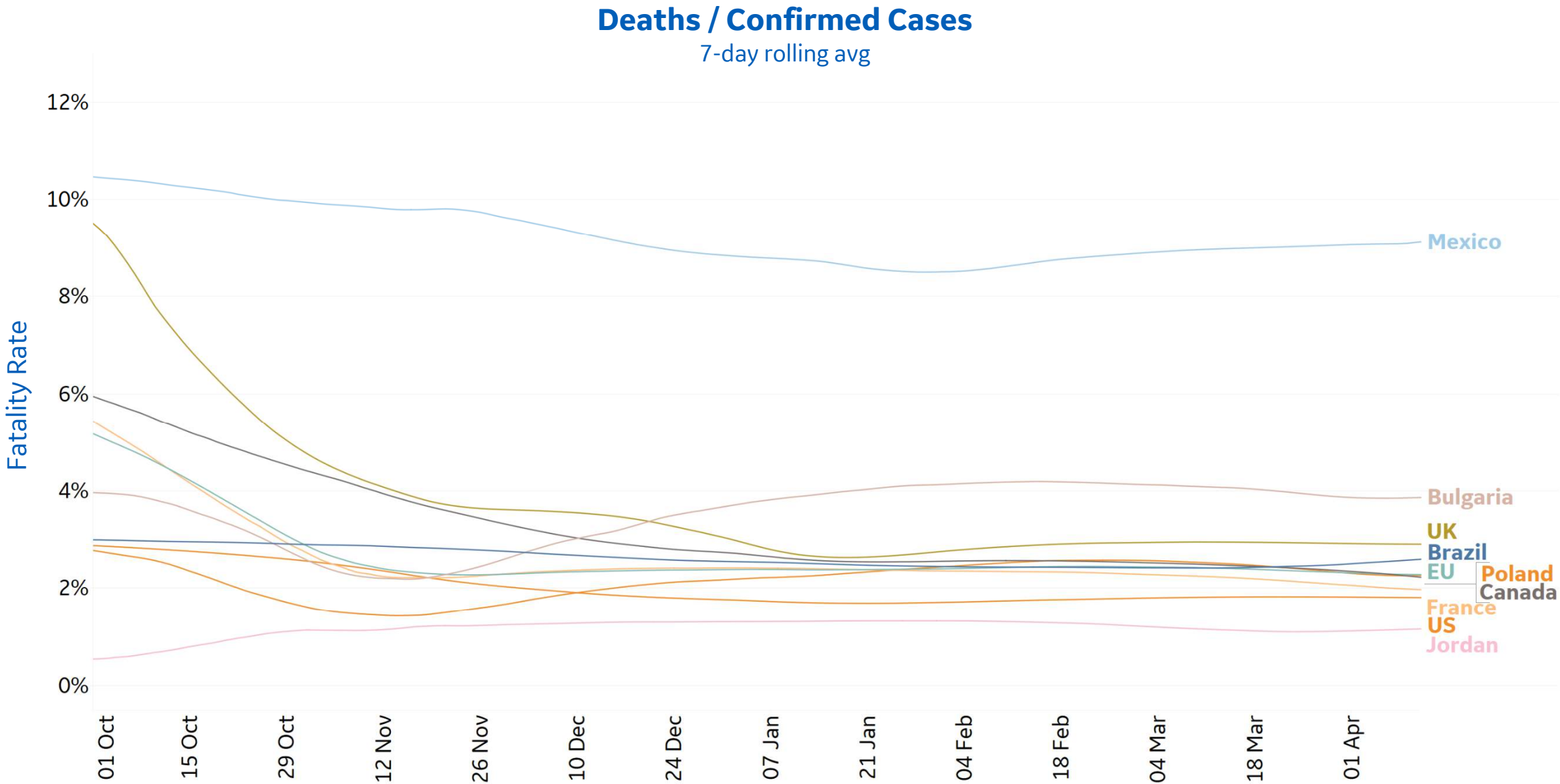


Cumulative Deaths in Select Countries





Fatality Rate in Select Countries

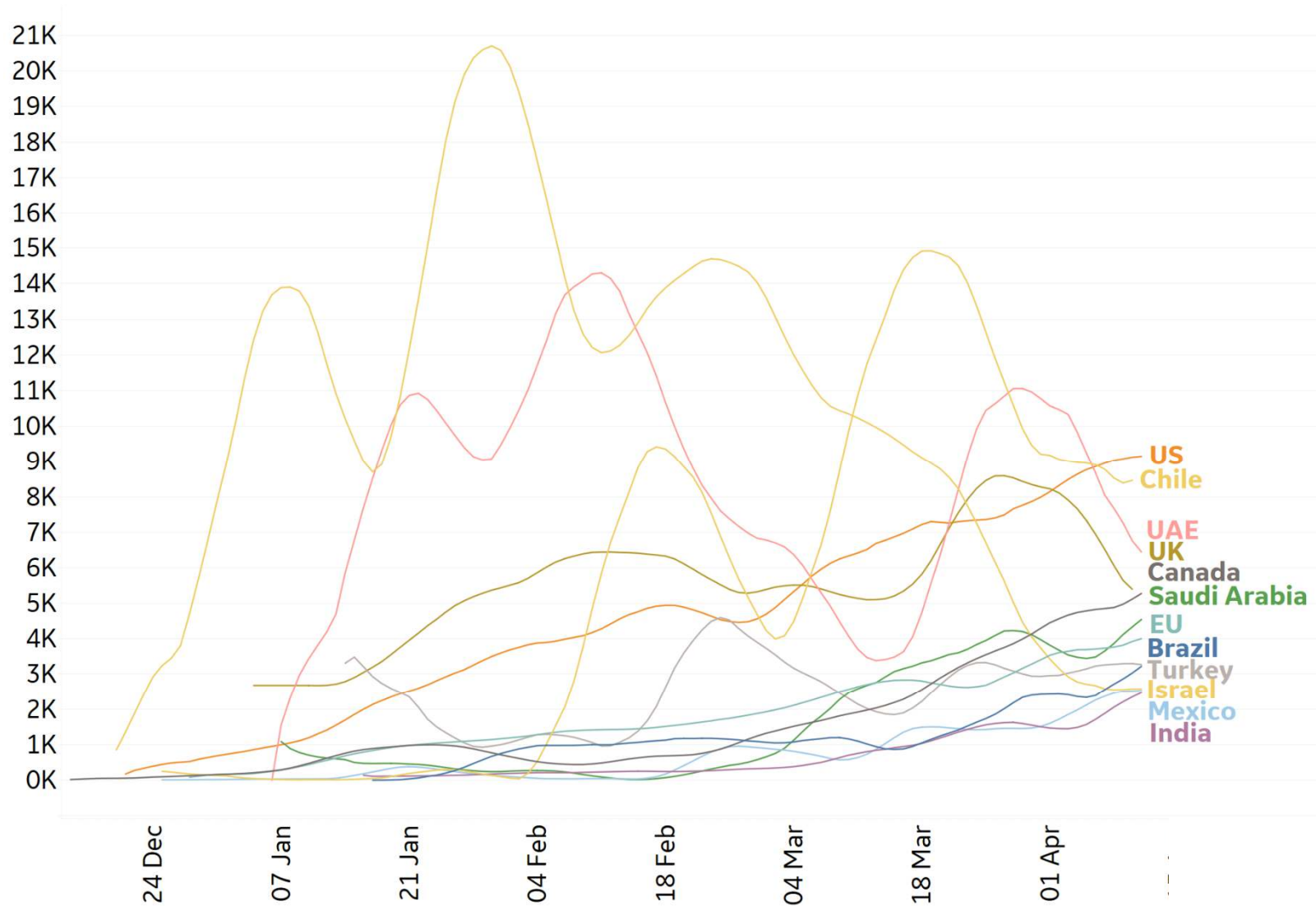




Daily & Total Vaccinations, Select Countries

Select countries with data available

Daily New Vaccinations / 1M, 7-day avg



	Total Vax per 1M	% of Population FULLY Vaccinated
Israel	1,184,987	57.0%
UAE	910,524	
Chile	629,393	24.4%
UK	583,152	11.0%
US	565,093	21.9%
Hungary	426,241	12.6%
France	221,299	5.6%
Turkey	219,291	9.0%
Germany	217,604	6.0%
Portugal	215,806	6.2%
Italy	215,557	6.5%
EU	214,027	6.1%
Canada	211,862	2.1%
Saudi Arabia	180,427	
Brazil	125,806	2.9%
Mexico	88,380	1.6%
India	75,745	0.9%

*Total Vax and % Fully Vaccinated use most current reported data per country



US State Vaccinations to Date

State	% Fully Vaccinated	% Rec'd at Least 1 Dose	Population
New Mexico	29.4%	44.7%	2,096,829
South Dakota	28.3%	41.0%	884,659
Rhode Island	28.1%	39.7%	1,059,361
Maine	27.5%	42.8%	1,344,212
Connecticut	27.3%	43.6%	3,565,287
Alaska	27.2%	37.0%	731,545
North Dakota	26.7%	36.6%	762,062
Vermont	26.2%	41.4%	623,989
New Jersey	25.8%	41.5%	8,882,190
Massachusetts	25.2%	43.0%	6,892,503
Wisconsin	25.2%	39.1%	5,822,434
Minnesota	25.1%	38.2%	5,639,632
New York	24.8%	38.7%	19,453,561
Iowa	24.8%	37.7%	3,155,070
Montana	24.7%	36.3%	1,068,778
Hawaii	24.4%	36.0%	1,415,872
West Virginia	24.1%	33.5%	1,792,147
New Hampshire	24.1%	50.9%	1,359,711
Maryland	23.7%	38.4%	6,045,680
Kentucky	23.7%	36.2%	4,467,673
Nebraska	23.5%	36.7%	1,934,408
Washington	23.4%	36.5%	7,614,893
Oklahoma	23.4%	35.4%	3,956,971
Wyoming	22.8%	31.1%	578,759
Virginia	22.7%	38.6%	8,535,519

21.6%
Total US population
fully vaccinated
(**215,678** per million)

35.4%
Total US population
having received
at least 1 dose
(**353,768** per million)

Fully vaccinated people are persons who
have received all doses required per vaccine

State	% Fully Vaccinated	% Rec'd at Least 1 Dose	Population
Kansas	22.6%	37.4%	2,913,314
Michigan	22.5%	35.0%	9,986,857
Colorado	22.3%	37.2%	5,758,736
Pennsylvania	22.2%	38.9%	12,801,989
Oregon	21.9%	34.9%	4,217,737
Arizona	21.7%	34.8%	7,278,717
Illinois	21.7%	38.1%	12,671,821
Ohio	21.6%	34.7%	11,689,100
Delaware	21.5%	38.0%	973,764
North Carolina	21.3%	33.6%	10,488,084
California	21.1%	38.3%	39,512,223
Florida	21.1%	34.3%	21,477,737
Nevada	20.9%	33.4%	3,080,156
Idaho	20.9%	30.7%	1,787,065
Louisiana	20.8%	29.7%	4,648,794
Indiana	20.5%	30.6%	6,732,219
Missouri	20.2%	31.0%	6,137,428
South Carolina	20.1%	32.3%	5,148,714
Texas	19.5%	32.1%	28,995,881
Mississippi	19.2%	27.9%	2,976,149
Arkansas	18.8%	31.3%	3,017,804
Tennessee	18.0%	30.0%	6,829,174
Alabama	16.7%	28.2%	4,903,185
Utah	16.1%	31.8%	3,205,958
Georgia	15.0%	28.8%	10,617,423



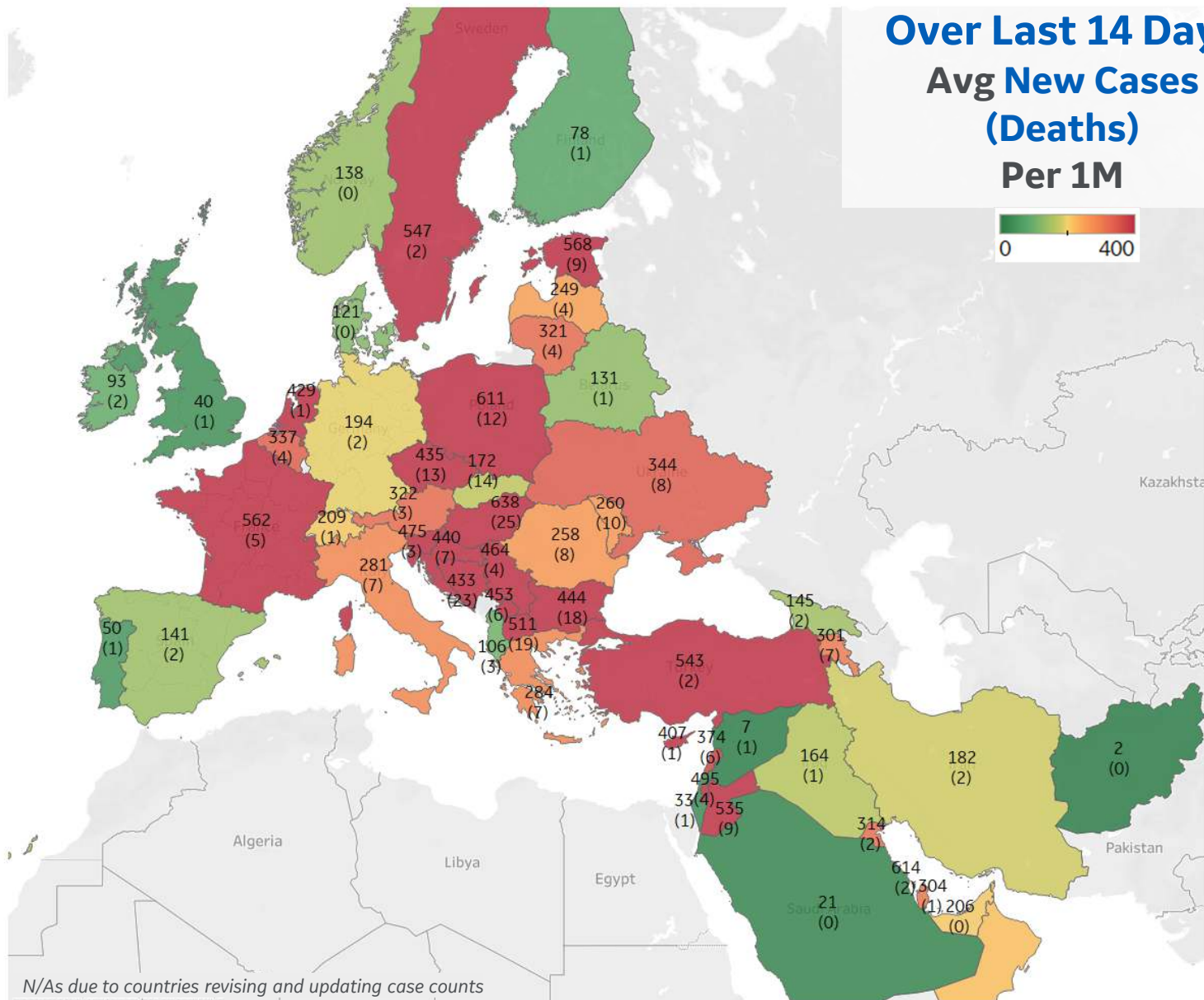
Per 1M in Region

	Today	Change
Active Cases	20,934	+0.7%
Confirmed	321 new	+0.6%
Deaths	3 new	+0.3%
Recovered	168 new	+0.6%

Most Daily New Cases / 1M

Hungary	638
Bahrain	614
Poland	611
Estonia	568
France	562
Sweden	547
Turkey	543
Jordan	535
North Macedonia	511

* Excludes regions with population < 1M



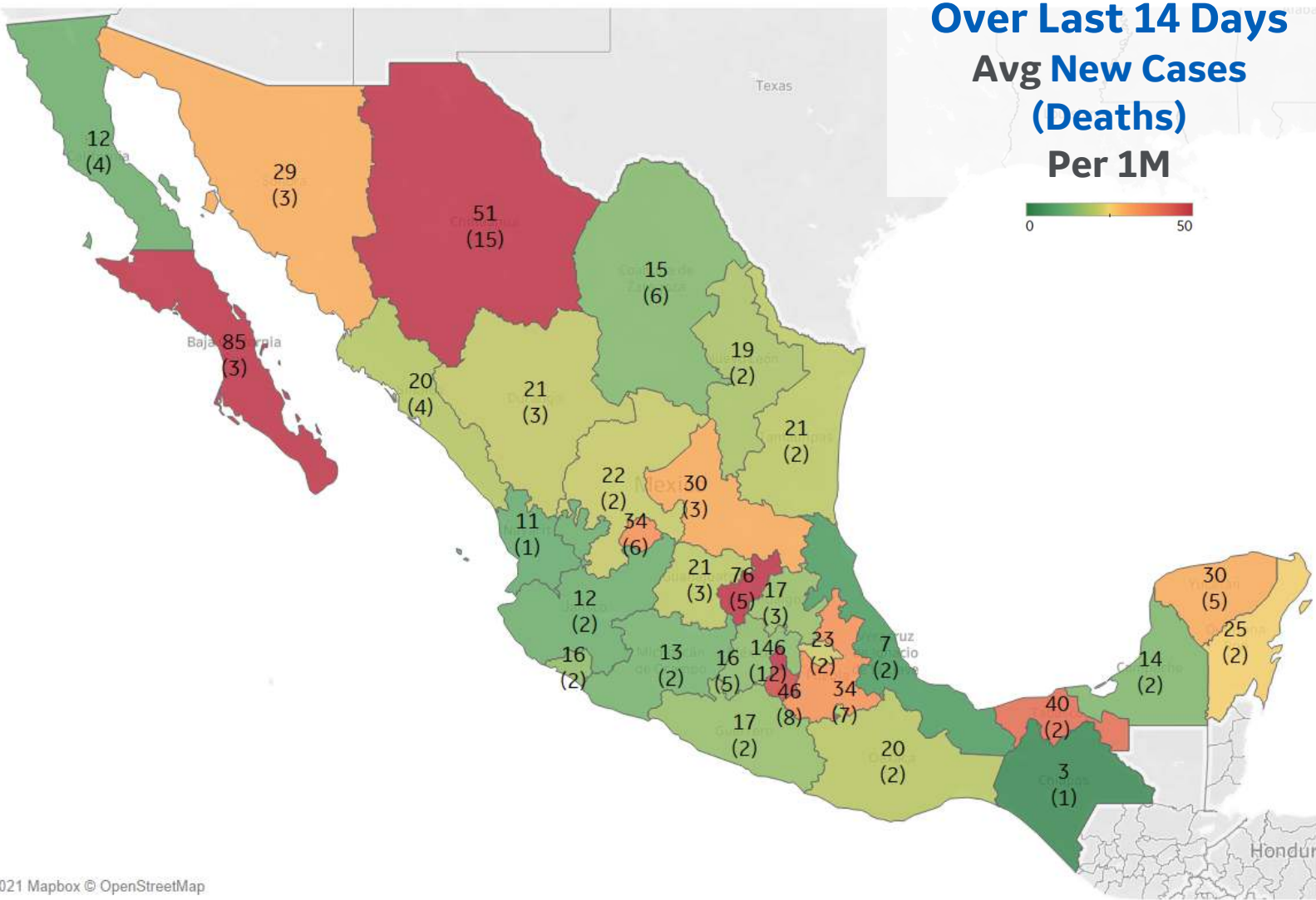


Per 1M in Region

	Today	Change
Active Cases	2,370	+0.5%
Confirmed	14 new	+0.1%
Deaths	1 new	+0.1%
Recovered	0 new	+0.0%

Most Daily New Cases / 1M

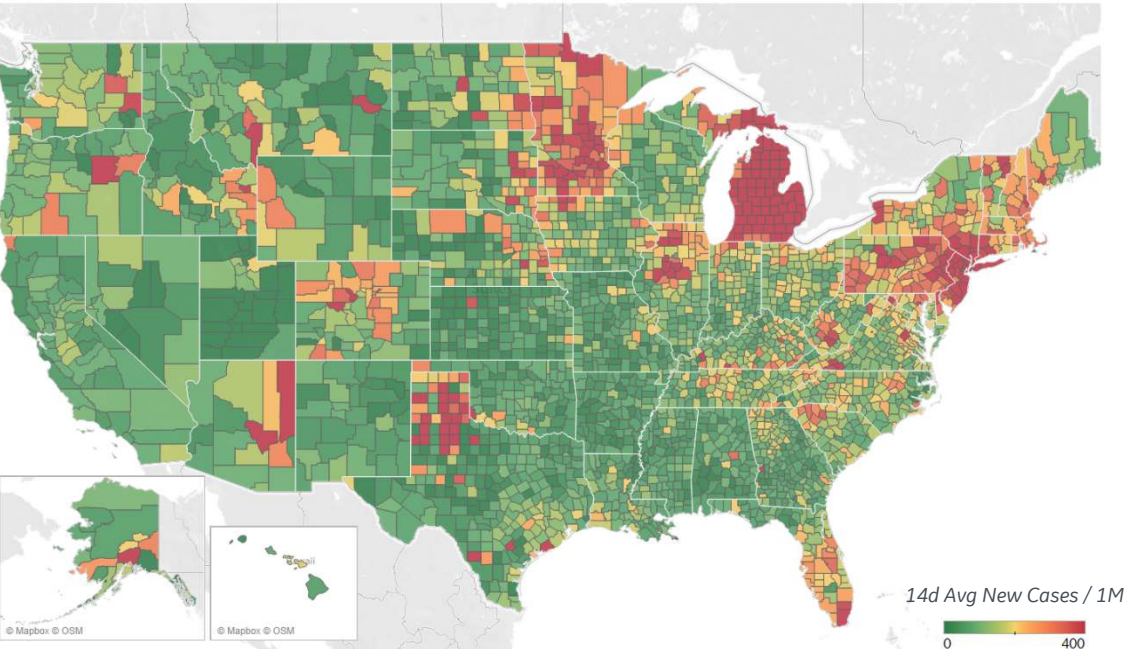
Distrito Federal	146
Baja California Sur	85
Querétaro	76
Chihuahua	51
Morelos	46
Tabasco	40
Aguascalientes	34
Puebla	34
Nacional	30
San Luis Potosí	30





US Counties: Recent Cases and Deaths

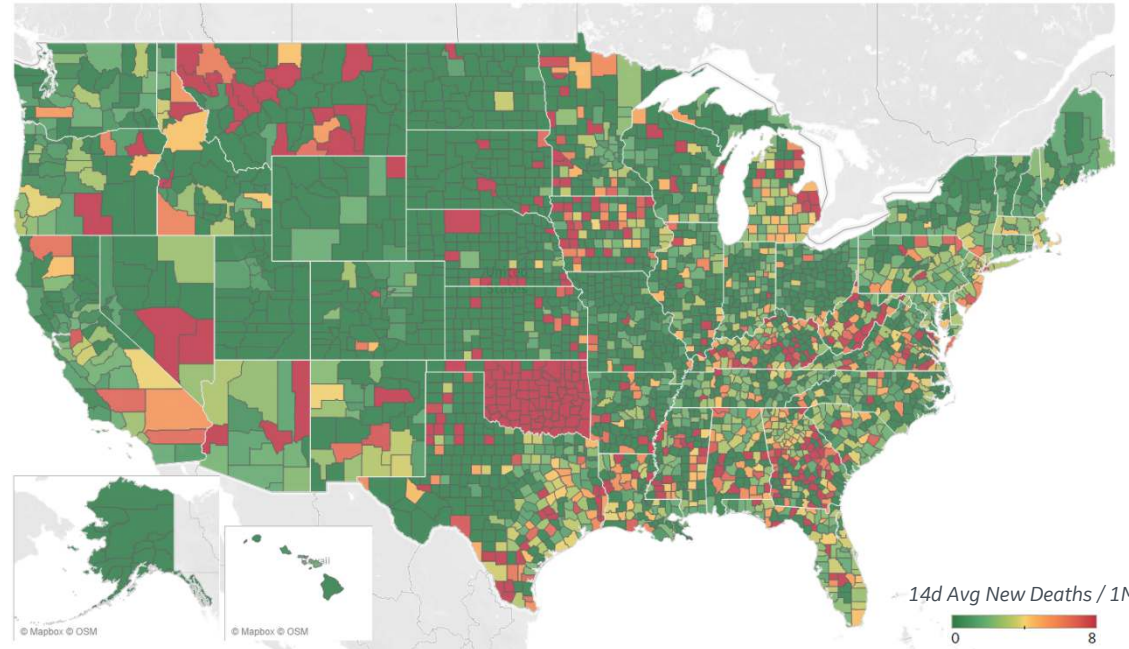
Average New Cases per 1M Over Last 14 Days



Top 10 by New Confirmed Avg New Confirmed Cases / 1M

Macomb County, MI	1,043
Genesee County, MI	786
Wayne County, MI	750
Oakland County, MI	686
Ottawa County, MI	655
Ingham County, MI	604
Essex County, NJ	543
Passaic County, NJ	542
Kent County, MI	540
Kalamazoo County, MI	536

Average New Deaths per 1M Over Last 14 Days



Top 10 by New Deaths Avg New Deaths/ 1M

Oklahoma County, OK	31
Tulsa County, OK	26
Cleveland County, OK	23
Atlantic County, NJ	7
San Joaquin County, CA	7
Kern County, CA	7
Riverside County, CA	7
New York City*	7
Orange County, NY	6
Passaic County, NJ	6

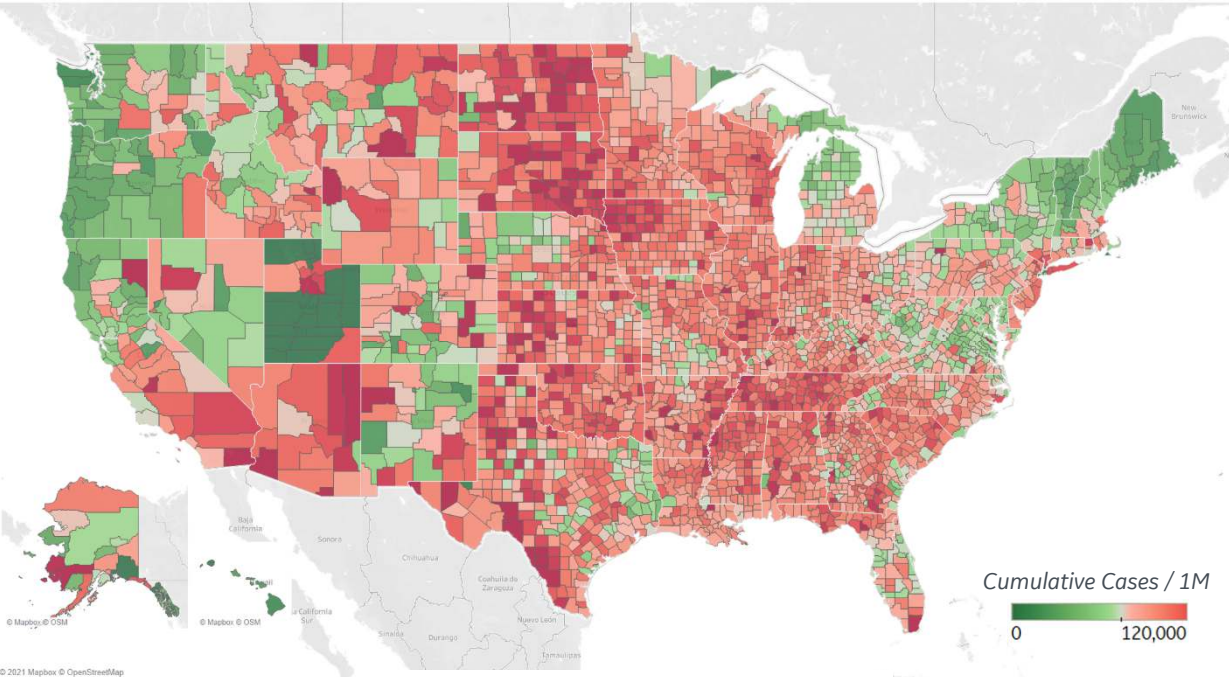
Note: Lists includes counties
≥ 250K population



US Counties: Cumulative Cases and Deaths

Updated 12 Apr 2021, 3:30 GMT 16

Confirmed **Cases** per 1M to date

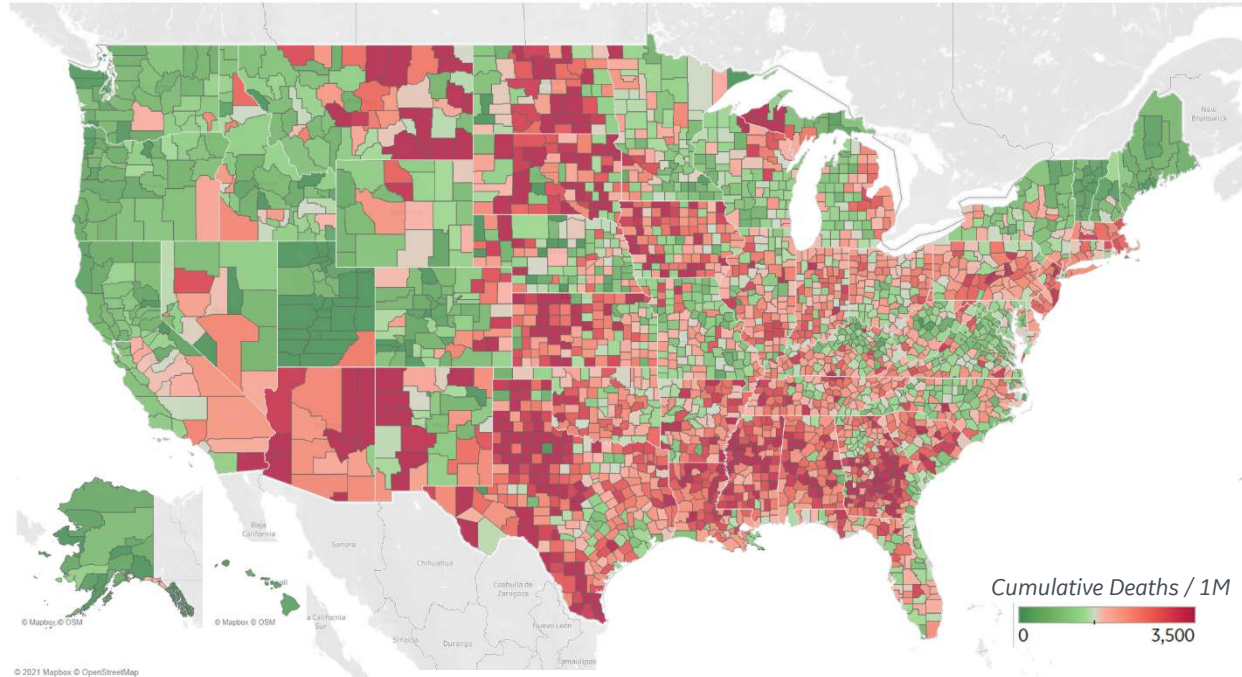


Top 10 Counties

Total Confirmed Cases / 1M

Miami-Dade County, FL	169,548
Lubbock County, TX	156,767
El Paso County, TX	156,431
Webb County, TX	156,312
Utah County, UT	147,348
Providence County, RI	141,831
Rockland County, NY	138,335
Greenville County, SC	136,486
San Bernardino County, CA	134,691
Passaic County, NJ	134,216

Reported **Deaths** per 1M to date



Top 10 Counties

Total Reported Deaths / 1M

New York City*	5,920
Cameron County, TX	3,753
Passaic County, NJ	3,629
Essex County, NJ	3,528
Union County, NJ	3,379
Ocean County, NJ	3,350
Hidalgo County, TX	3,214
Hudson County, NJ	3,206
Hampden County, MA	3,148
El Paso County, TX	3,100

Note: Lists includes counties $\geq 250K$ population

* New York City counties aggregated into one reporting area



Per 1M in Region

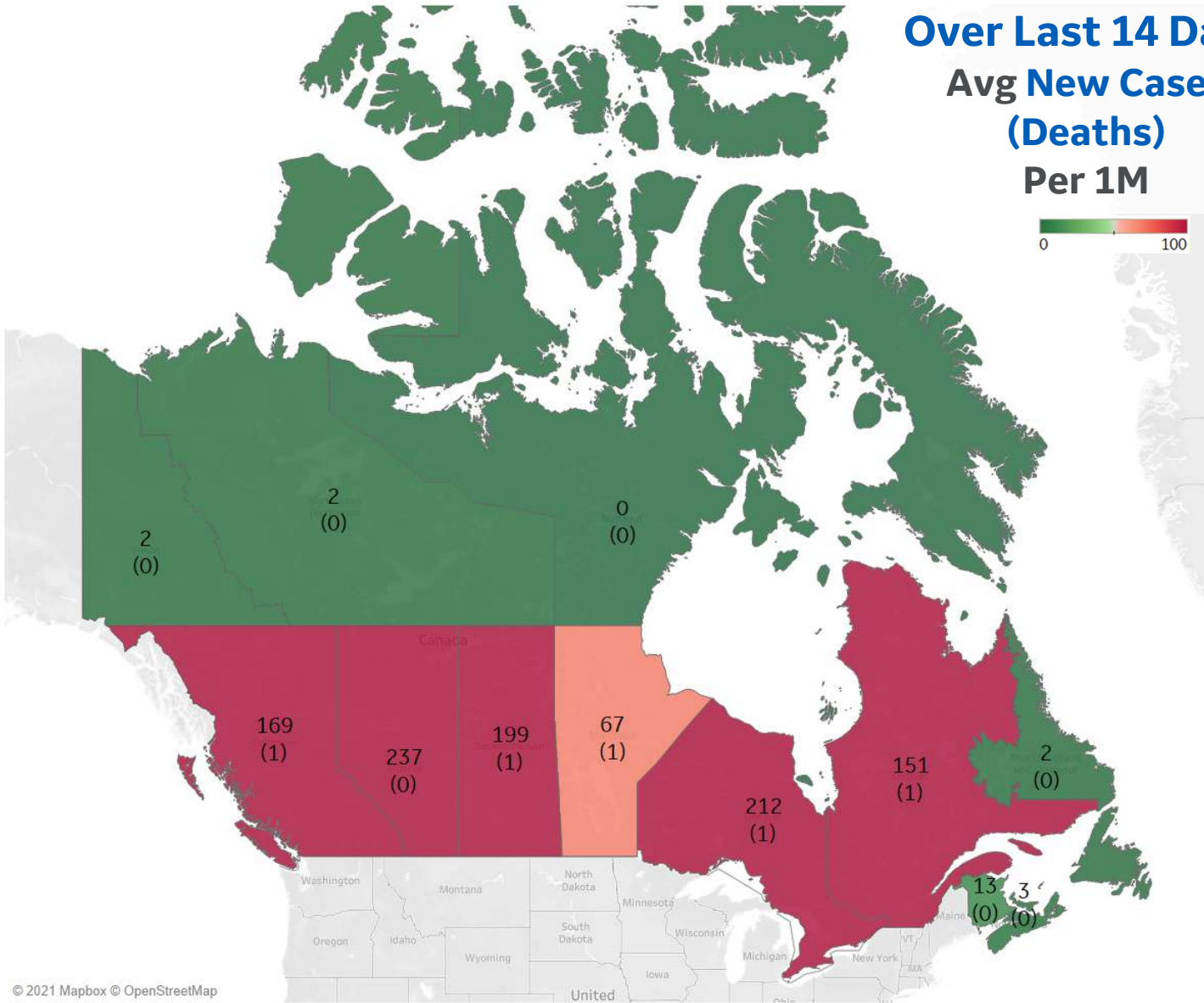
	Today	Change
Active Cases	1,916	+4.2%
Confirmed	204 new	+0.7%
Deaths	1 new	+0.1%
Recovered	127 new	+0.5%

Most Daily New Cases / 1M

Alberta	237
Ontario	212
Saskatchewan	199
British Columbia	169
Quebec	151
Manitoba	67

* Excludes regions with population < 1M

Over Last 14 Days Avg New Cases (Deaths) Per 1M





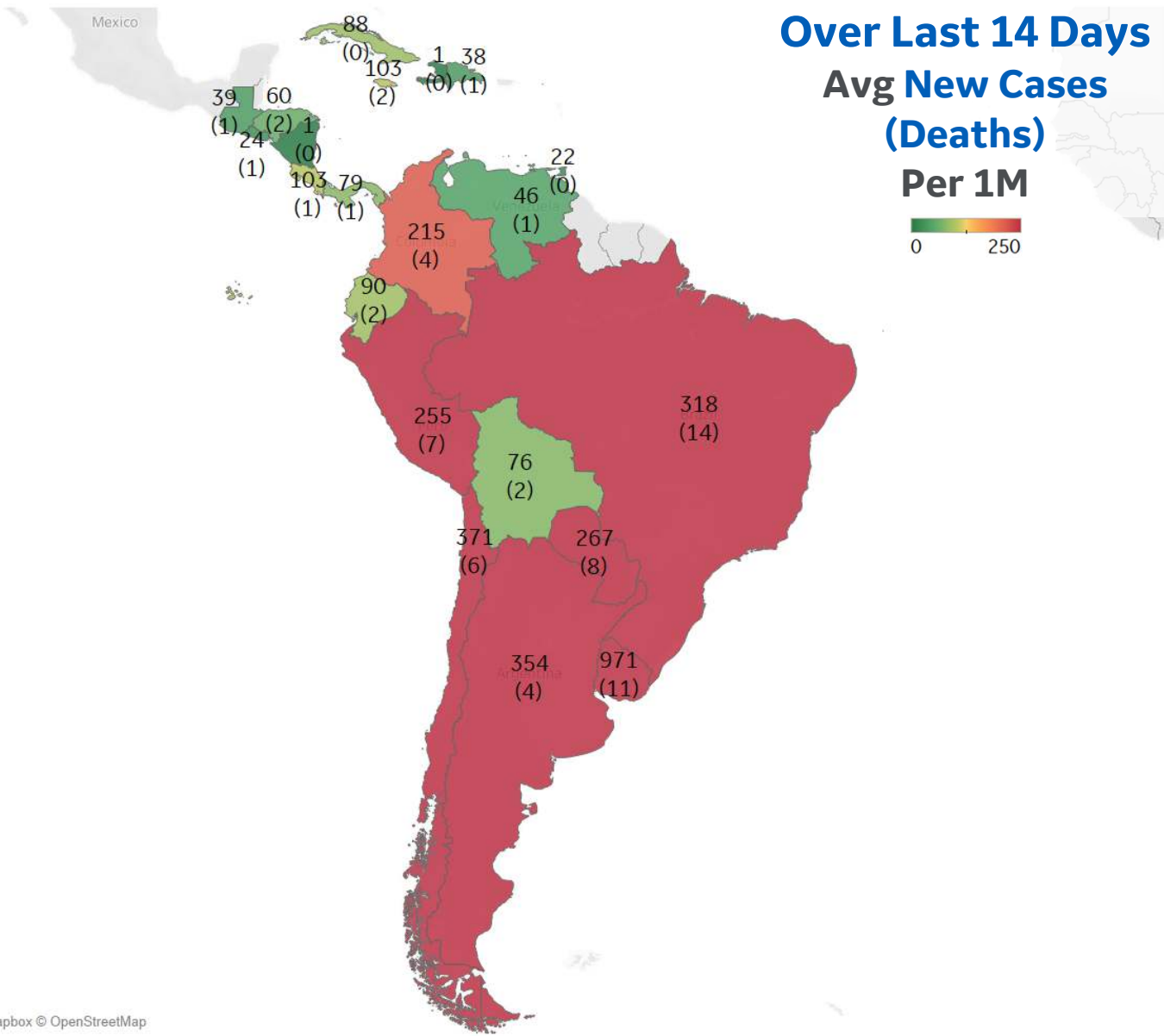
Per 1M in Region

	Today	Change
Active Cases	3,924	-4.5%
Confirmed	188 new	+0.4%
Deaths	5 new	+0.5%
Recovered	369 new	+0.9%

Most Daily New Cases / 1M

Uruguay	971
Chile	371
Argentina	354
Brazil	318
Paraguay	267
Peru	255
Colombia	215
Costa Rica	103
Jamaica	103
Ecuador	90

* Excludes regions with population < 1M





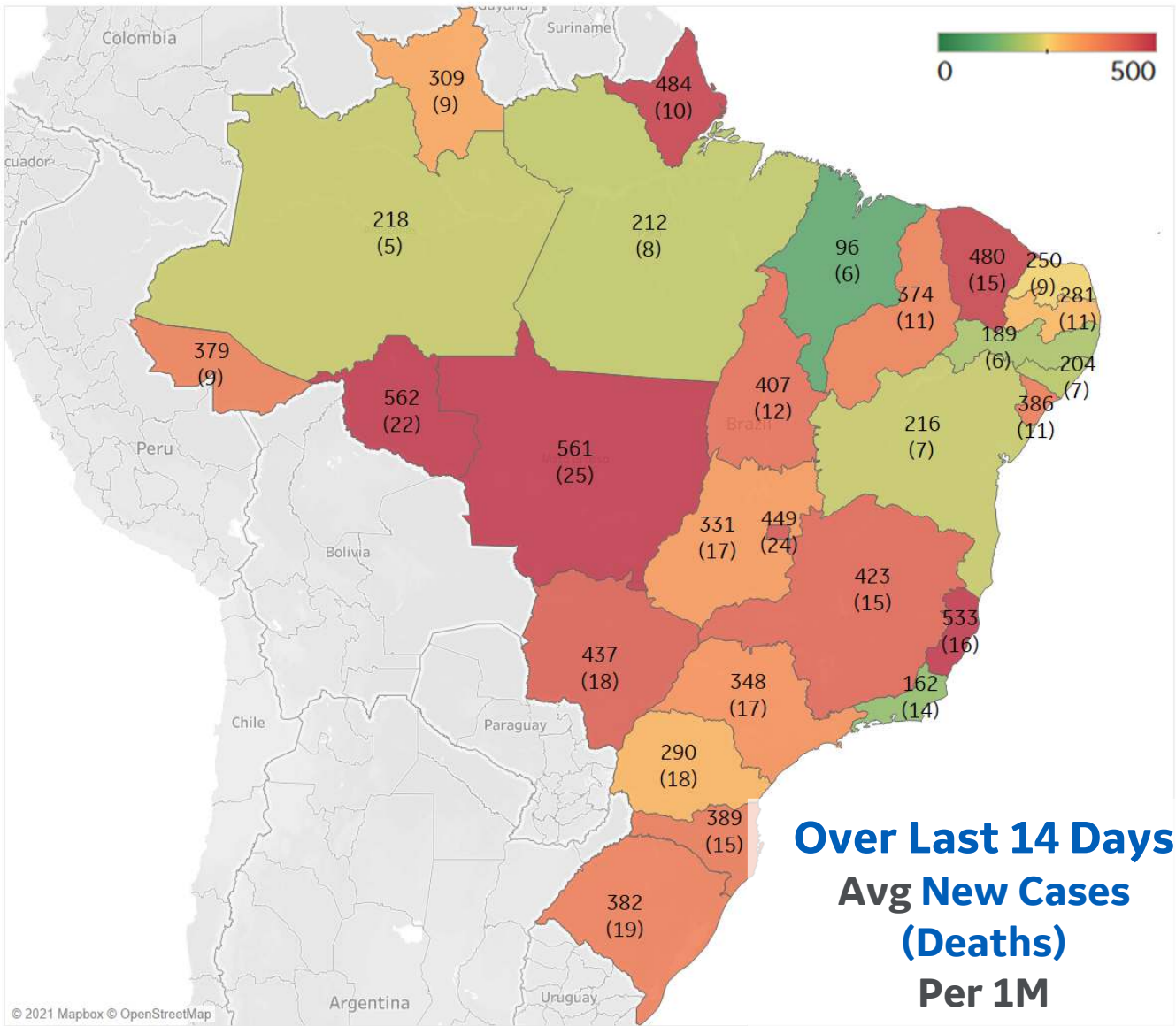
Per 1M in Region

	Today	Change
Active Cases	5,880	-7.7%
Confirmed	174 new	+0.3%
Deaths	8 new	+0.5%
Recovered	655 new	+1.2%

Most Daily New Cases / 1M

Rondônia	562
MatoGrosso	561
Espírito Santo	533
Ceará	480
Distrito Federal	449
MatoGrosso do ..	437
Minas Gerais	423
Tocantins	407
Santa Catarina	389
Sergipe	386

* Excludes regions with population < 1M





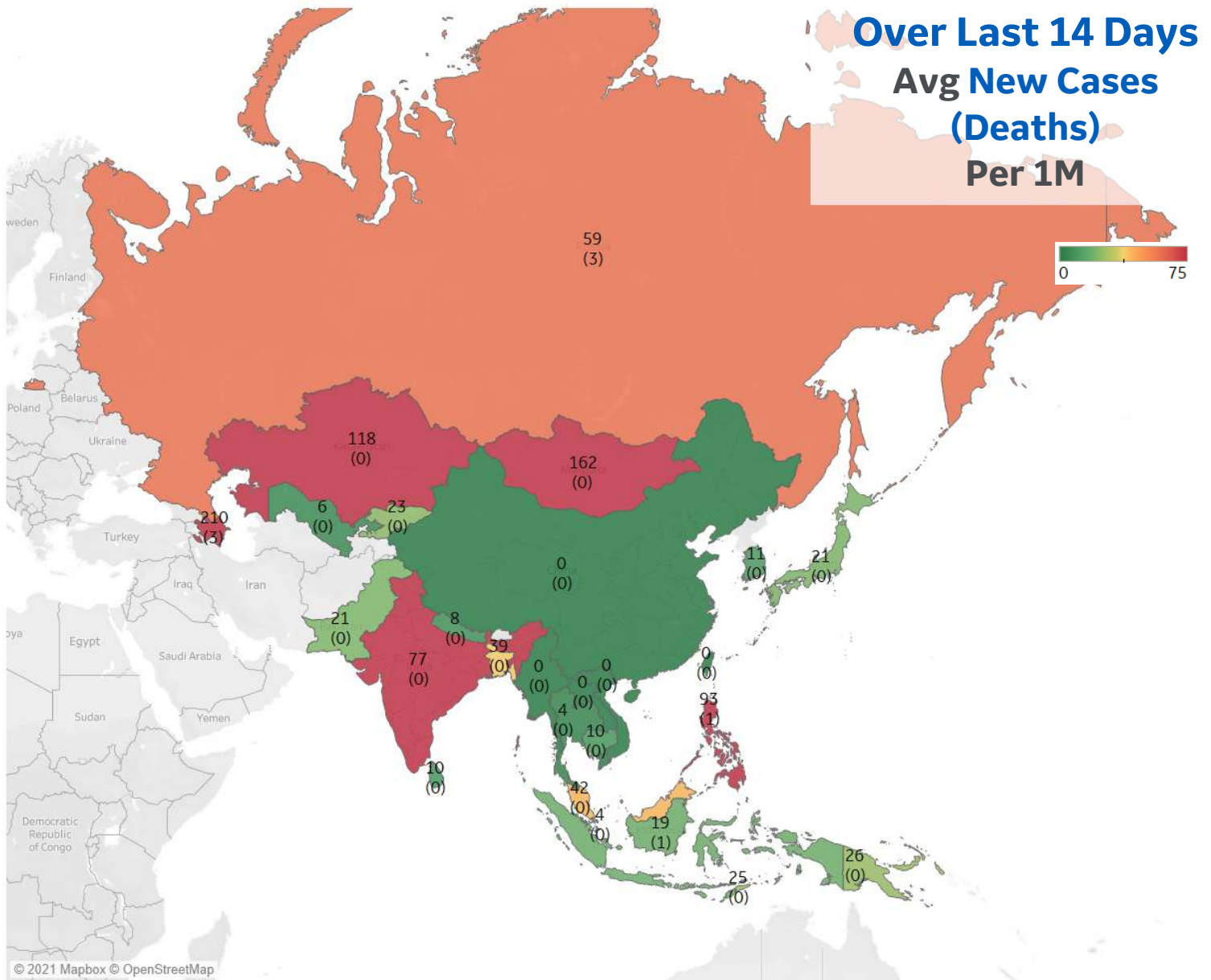
Per 1M in Region

	Today	Change
Active Cases	475	+2.7%
Confirmed	50 new	+0.9%
Deaths	0.4 new	+0.4%
Recovered	37 new	+0.7%

Most Daily New Cases / 1M

Azerbaijan	210
Mongolia	162
Kazakhstan	118
Philippines	93
India	77
Russia	59
Malaysia	42
Bangladesh	39
Papua New Guin..	26
Timor-Leste	25

* Excludes regions with population < 1M



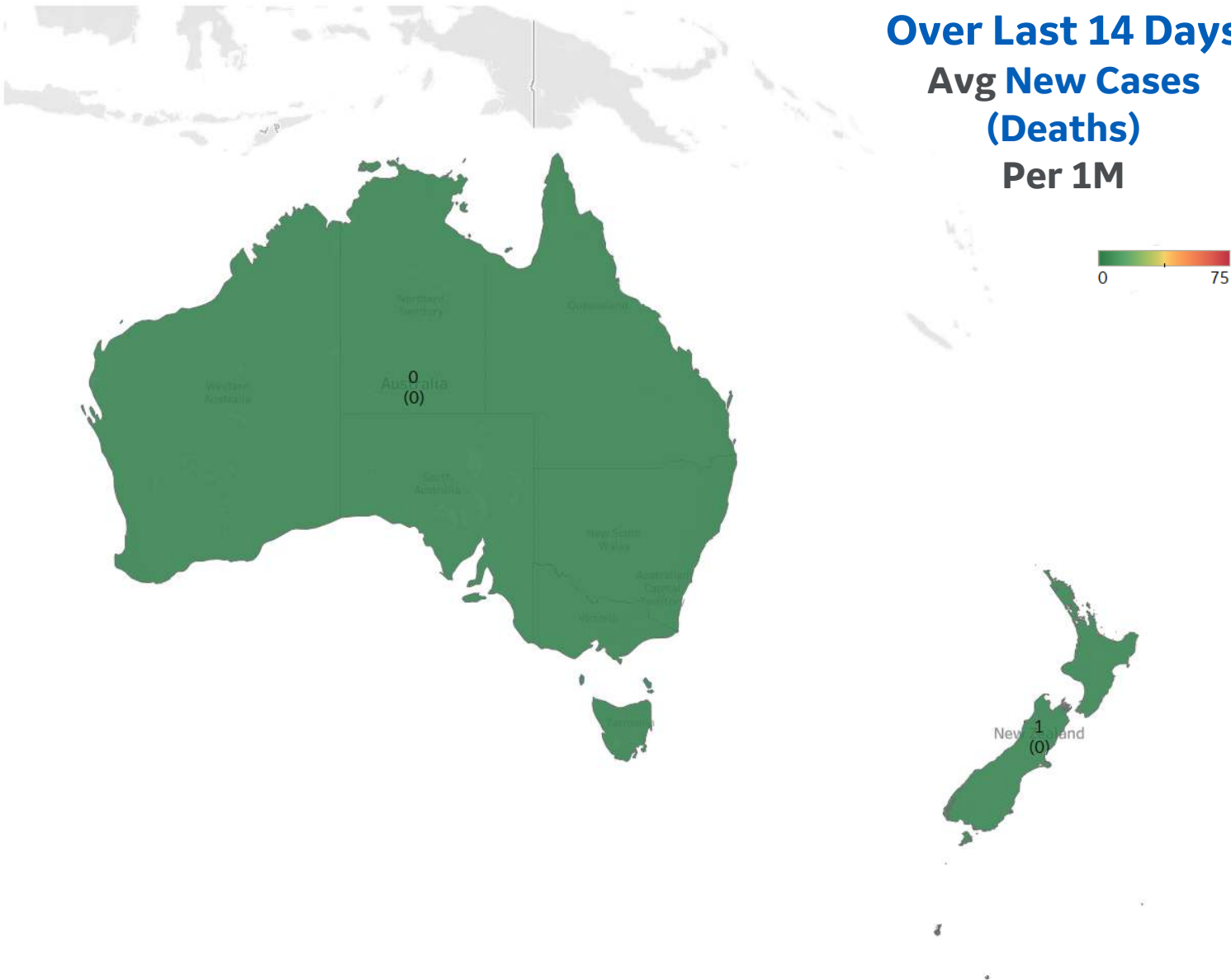


Per 1M in Region

	Today	Change
Active Cases	177	+0.1%
Confirmed	1.0 new	+0.07%
Deaths	0 new	+0%
Recovered	0 new	+0%

Most Daily New Cases / 1M

New Zealand	1
Australia	0





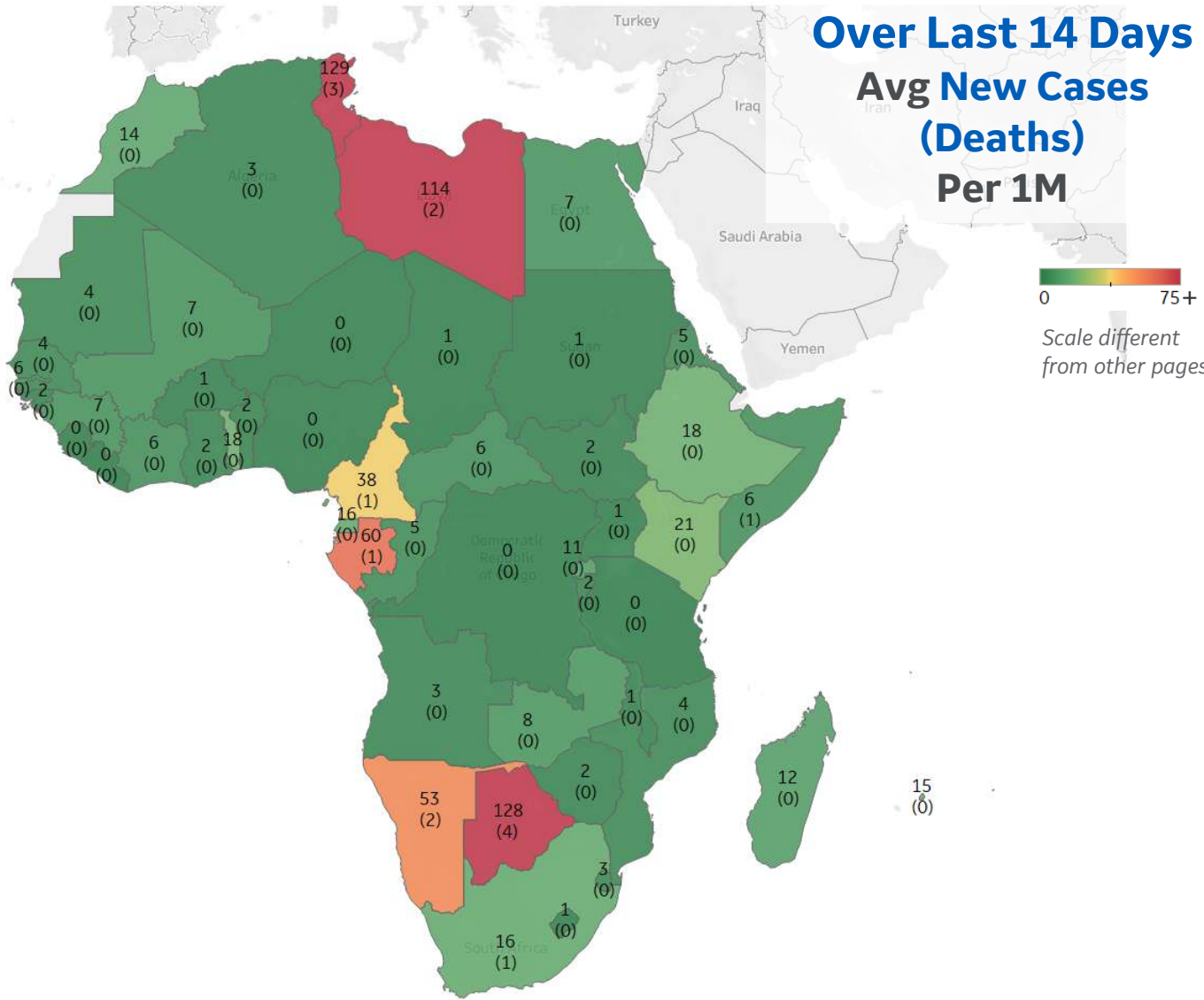
Per 1M in Region

	Today	Change
Active Cases	263	+0.2%
Confirmed	7 new	+0.2%
Deaths	0.2 new	+0.2%
Recovered	7 new	+0.2%

Most Daily New Cases / 1M

Tunisia	129
Botswana	128
Libya	114
Gabon	60
Namibia	53
Cameroon	38
Kenya	21
Togo	18
Ethiopia	18
Eq. Guinea	16

* Excludes regions with population < 1M





Sources



** Per 1M = Per 1 Million Population unless otherwise noted

Worldwide Survival Rate, last 30d calculation =
[(Total Confirmed – Total Confirmed 30d ago) – (Total Deaths-Total Deaths 30d ago)] / (Total Confirmed – Total Confirmed 30d ago)

Johns Hopkins Coronavirus Resource Center:

<https://coronavirus.jhu.edu/map.html>

Worldometer Coronavirus Reporting:

<https://www.worldometers.info/coronavirus/>

Public Health England:

<https://www.gov.uk/government/publications/covid-19-track-coronavirus-cases>

US Department of Homeland Security, Homeland Infrastructure Foundation-Level Data:

<https://hifld-geoplatform.opendata.arcgis.com/datasets/hospitals>

National Health Commission of the PRC:

<http://www.nhc.gov.cn/xcs/yqtb/202003/bf66696029ba420098164607240074f8.shtml>

CDC, Severe Outcomes Among Patients with Coronavirus Disease 2019 (COVID-19):

<https://www.cdc.gov/mmwr/volumes/69/wr/mm6912e2.htm>

Italian Department of Civil Protection, COVID Monitoring:

<http://opendatadpc.maps.arcgis.com/apps/opsdashboard/index.html#/b0c68bce2cce478eaac82fe38d4138b1>

The COVID Tracking Project:

<https://covidtracking.com/data/>

UK Office for National Statistics:

<https://www.ons.gov.uk/peoplepopulationandcommunity/birthsdeathsandmarriages/deaths/bulletins/deathsregisteredweeklyinenglandandwalesprovisional/weekending24april2020>

European Centre for Disease Prevention and Control:

<https://www.ecdc.europa.eu/en/publications-data/download-data-hospital-and-icu-admission-rates-and-current-occupancy-covid-19>

Secretary of Health, Mexico:

<https://www.gob.mx/salud/en>

Canada Regional Data:

<https://health-infobase.canada.ca/covid-19/epidemiological-summary-covid-19-cases.html#fn1>

Canada Regional Populations (Q4 2019):

<https://www150.statcan.gc.ca/t1/tbl1/en/tv.action?pid=1710000901>

CDC COVID Data Tracker:

<https://covid.cdc.gov/covid-data-tracker/#vaccinations>

Oxford COVID-19 Government Response Tracker:

<https://www.bing.com/search?q=oxford+stringency+index+countries&PC=U316&FORM=CHROMN>