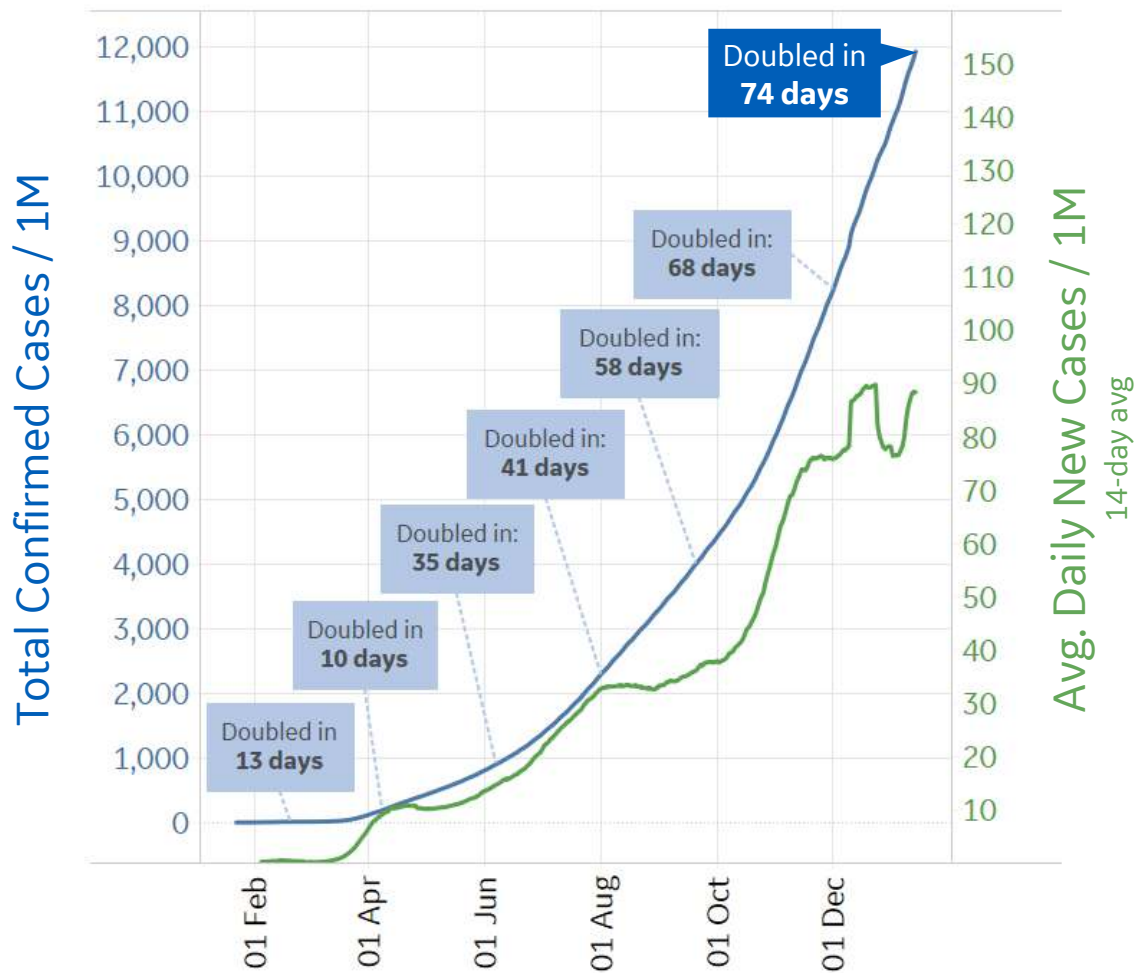




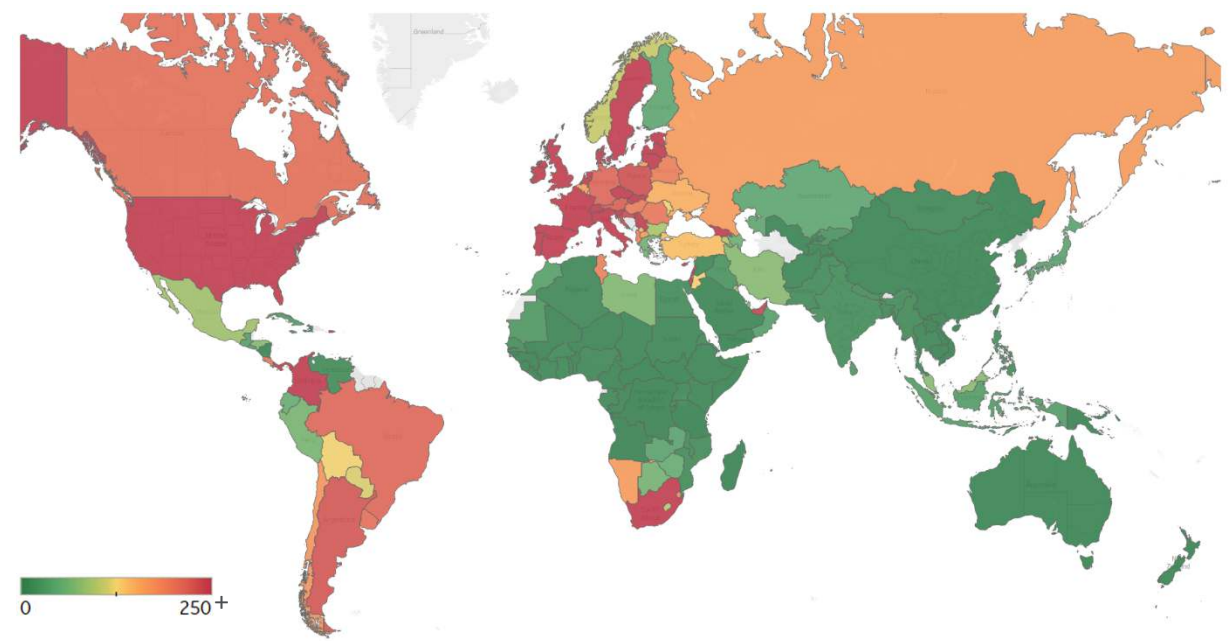
# Global Confirmed & Active Cases

Trend since 22 Jan



Avg. Daily New Cases / 1M

Over the last 14 days



| Per 1M:                 | New Today | Change from 30 days ago |
|-------------------------|-----------|-------------------------|
| Active                  | 49        | +31%                    |
| Confirmed               | 98        | +27%                    |
| Deaths                  | 2         | +22%                    |
| Recovered               | 47        | +23%                    |
| <hr/>                   |           |                         |
|                         | To Date   | Last 30 Days            |
| Worldwide Survival Rate | 97.9%     | 98.2%                   |

Worldwide Survival Rate = (Confirmed - Deaths) / (Confirmed) in a given time period



# New Confirmed Cases & New Deaths

Key

World

North America

Europe

Middle East

Cent & South America

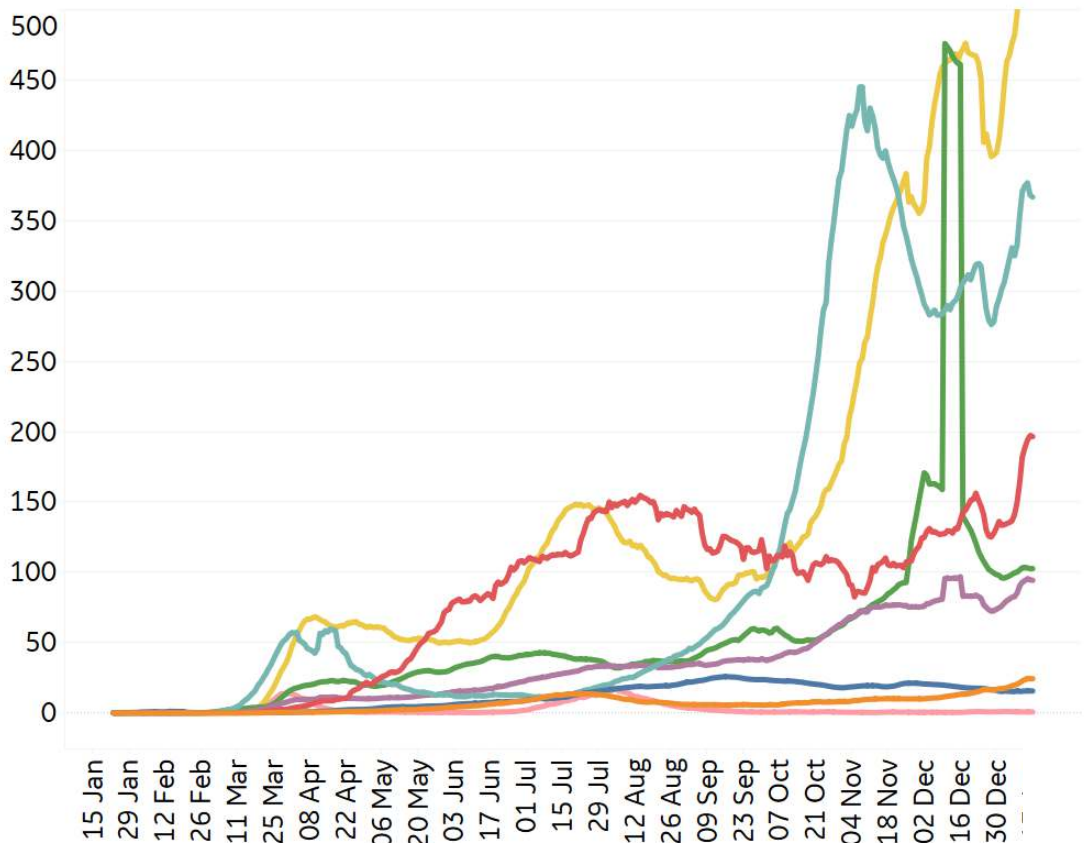
Asia

Africa

Oceania

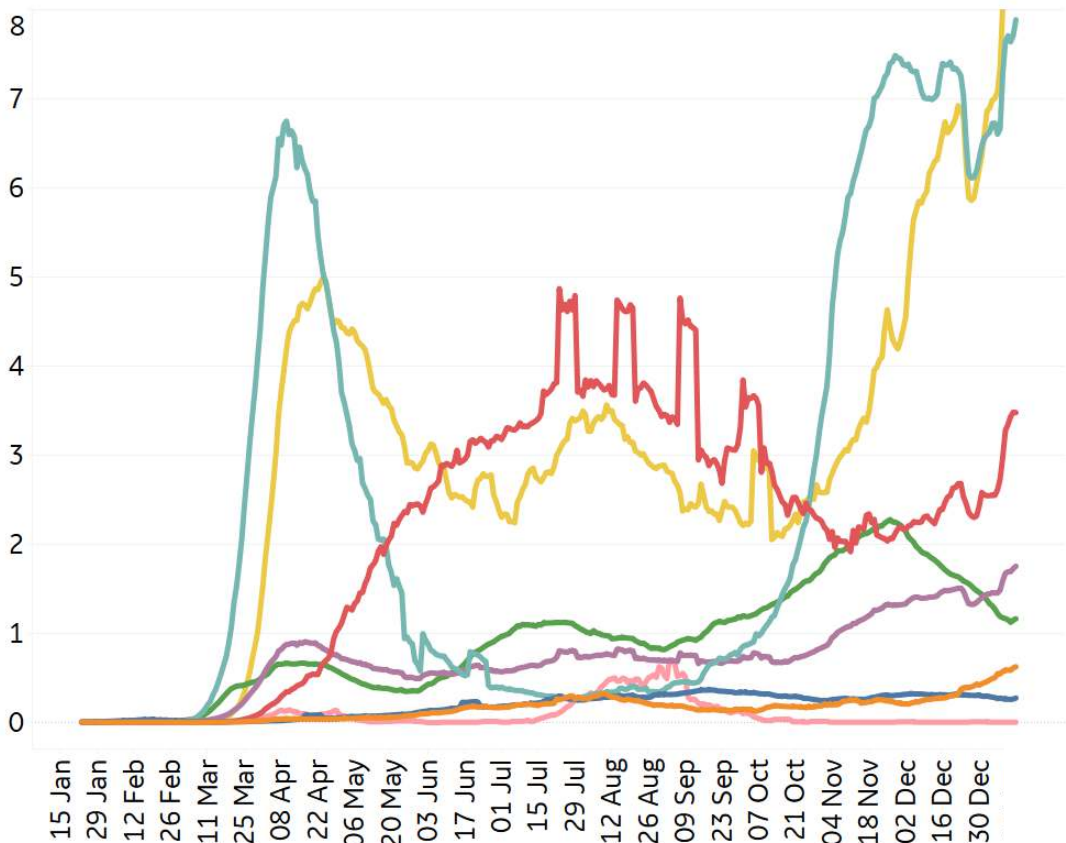
## New Confirmed Cases / 1M

7-day rolling average



## New Deaths / 1M

7-day rolling average



*\*Large jump in Middle East confirmed cases due to batched reporting of 823,225 new cases in **Turkey** on 10 Dec*



# Top 50 Countries: Per 1M



## 1 - 25

|                | Average over last 7 days |            | Total Since 22 Jan |                 |              | Change from 14d Ago in 14 day avg of daily new |        |
|----------------|--------------------------|------------|--------------------|-----------------|--------------|--|--------|
|                | New Confirmed            | New Deaths | Total Confirmed    | Total Recovered | Total Deaths | Confirmed                                      | Deaths |
| Belgium        | 179                      | 5          | 57,832             | N/A**           | 1,747        | -11%   | -30%   |
| Slovenia       | 822                      | 12         | 69,112             | 56,156          | 1,477        | 24%  | -15%   |
| Bos. and Herz. | 143                      | 8          | 35,561             | 25,500          | 1,341        | -27%   | -35%   |
| Italy          | 277                      | 8          | 38,355             | 27,686          | 1,329        | 20%  | -5%    |
| North Macedo.. | 155                      | 6          | 42,042             | 32,973          | 1,275        | -33%   | -43%   |
| Czechia        | 1,049                    | 16         | 79,896             | 64,670          | 1,275        | 43%  | 44%    |
| UK             | 791                      | 16         | 47,446             | N/A**           | 1,251        | 50%  | 74%    |
| Bulgaria       | 83                       | 8          | 30,282             | 20,673          | 1,202        | -39%   | -37%   |
| Peru           | 79                       | 2          | 31,549             | 29,449          | 1,165        | 22%  | 1%     |
| US             | 743                      | 10         | 69,719             | N/A**           | 1,162        | 18%  | 22%    |
| Hungary        | 206                      | 11         | 35,786             | 22,303          | 1,133        | -16%   | -26%   |
| Spain          | 591                      | 4          | 46,543             | 3,216           | 1,131        | 94%  | 5%     |
| Croatia        | 203                      | 9          | 54,105             | 51,725          | 1,089        | -46%   | -38%   |
| Panama         | 776                      | 10         | 66,842             | 52,643          | 1,065        | 7%   | 15%    |
| France         | 274                      | 5          | 44,249             | 3,242           | 1,060        | 20%  | -7%    |
| Armenia        | 110                      | 3          | 55,050             | 51,041          | 996          | -51%   | -43%   |
| Argentina      | 257                      | 3          | 38,885             | 33,995          | 995          | 48%  | 1%     |
| Switzerland    | 323                      | 7          | 56,659             | 36,697          | 985          | -21%   | -24%   |
| Sweden         | 601                      | 12         | 50,717             | N/A**           | 974          | -16%   | 20%    |
| Brazil         | 257                      | 5          | 38,843             | 34,565          | 969          | 10%  | 19%    |
| Colombia       | 315                      | 7          | 36,004             | 32,722          | 926          | 21%  | 26%    |
| EU             | 343                      | 8          | 38,867             | 18,534          | 925          | 11%  | 1%     |
| Chile          | 202                      | 3          | 34,135             | 31,992          | 900          | 51%  | 31%    |
| Romania        | 203                      | 5          | 35,420             | 31,715          | 882          | -5%  | -21%   |
| Lithuania      | 568                      | 15         | 59,892             | 35,755          | 850          | -35%   | 73%    |

## 26 - 50

|                | Average over last 7 days |            | Total Since 22 Jan |                 |              | Change from 14d Ago in 14 day avg of daily new |        |
|----------------|--------------------------|------------|--------------------|-----------------|--------------|--|--------|
|                | New Confirmed            | New Deaths | Total Confirmed    | Total Recovered | Total Deaths | Confirmed                                      | Deaths |
| Poland         | 227                      | 8          | 37,121             | 30,310          | 847          | 2%   | -1%    |
| Portugal       | 848                      | 12         | 49,733             | 37,516          | 808          | 112%   | 39%    |
| Moldova        | 109                      | 4          | 37,419             | 34,759          | 792          | -47%   | -25%   |
| Austria        | 215                      | 5          | 42,831             | 39,937          | 763          | 1%   | -48%   |
| Kosovo         | 172                      | 3          | 29,567             | 25,799          | 752          | 7%   | -37%   |
| Netherlands    | 406                      | 6          | 52,626             | 659             | 746          | -31%   | 26%    |
| Georgia        | 336                      | 6          | 60,979             | 57,057          | 713          | -37%   | -35%   |
| Slovakia       | 497                      | 13         | 39,390             | 28,762          | 579          | 23%  | 45%    |
| Ireland        | 1,099                    | 5          | 32,230             | 4,732           | 498          | 432%   | 172%   |
| Ukraine        | 139                      | 3          | 26,683             | 19,589          | 483          | -32%   | -25%   |
| Latvia         | 520                      | 12         | 27,586             | 19,224          | 482          | 12%  | 16%    |
| Costa Rica     | 200                      | 3          | 35,758             | 27,476          | 468          | 9%   | 4%     |
| Israel         | 934                      | 5          | 60,084             | 50,579          | 441          | 101%   | 87%    |
| Serbia         | 230                      | 4          | 41,911             | N/A**           | 419          | -40%   | -26%   |
| Jordan         | 114                      | 2          | 30,478             | 28,769          | 401          | -30%   | -21%   |
| West Bank an.. | 172                      | 4          | 32,779             | 29,541          | 363          | -38%   | -11%   |
| Oman           | 34                       | 0          | 25,670             | 24,168          | 295          | 26%  | -35%   |
| Denmark        | 251                      | 5          | 32,084             | 27,941          | 287          | -42%   | 44%    |
| Turkey         | 122                      | 2          | 27,933             | 26,416          | 277          | -39%   | -24%   |
| Lebanon        | 670                      | 4          | 33,981             | 21,372          | 255          | 99%  | 28%    |
| Estonia        | 466                      | 4          | 26,378             | 18,364          | 227          | -3%  | 14%    |
| Kuwait         | 115                      | 0          | 36,500             | 35,079          | 222          | 68%  | -35%   |
| Bahrain        | 184                      | 0          | 56,695             | 54,749          | 209          | 43%  | 33%    |
| Qatar          | 70                       | 0          | 50,843             | 49,667          | 85           | 30%  | -67%   |
| Total World    | 94                       | 2          | 11,922             | 6,583           | 255          | 13%  | 11%    |

\*Change from 14d ago:  
Compares 14d-avgs. of Daily New Cases/Deaths  
today with 14d-avgs. from 14d ago

Today the **Worldwide** case fatality rate stands at 2.1%  
(255 reported deaths / 1M and 11,922 reported cases / 1M)

Top 50 countries selected by Cases / 1M  
Sorted by Total Deaths / 1M  
Excluded countries with population < 1M

N/A\*\* due to inconsistent reporting of Recovered Cases





# Top 50 Countries: Raw Volume

Updated 14 Jan 2021, 3:30 GMT

4

| 1 - 25       | Average over last 7 days |            | Total Since 22 Jan |                 |              | Change from 14d Ago in 14 day avg of daily new |        |
|--------------|--------------------------|------------|--------------------|-----------------|--------------|--|--------|
|              | New Confirmed            | New Deaths | Total Confirmed    | Total Recovered | Total Deaths | Confirmed                                      | Deaths |
| EU           | 152,875                  | 3,413      | 17,305,754         | 8,252,170       | 411,683      | 11%  | 1%     |
| US           | 246,071                  | 3,376      | 23,077,247         | N/A**           | 384,764      | 18%  | 22%    |
| Brazil       | 54,672                   | 999        | 8,256,536          | 7,347,080       | 205,964      | 10%  | 19%    |
| India        | 16,688                   | 199        | 10,512,093         | 10,146,763      | 151,727      | -21%   | -30%   |
| Mexico       | 13,152                   | 990        | 1,571,901          | 1,176,658       | 136,917      | 16%  | 32%    |
| UK           | 53,670                   | 1,063      | 3,220,953          | N/A**           | 84,910       | 50%  | 74%    |
| Italy        | 16,727                   | 493        | 2,319,036          | 1,673,936       | 80,326       | 20%  | -5%    |
| France       | 17,882                   | 353        | 2,888,292          | 211,598         | 69,168       | 20%  | -7%    |
| Russia       | 22,903                   | 475        | 3,434,934          | 2,824,240       | 62,463       | -14%   | -12%   |
| Iran         | 6,205                    | 90         | 1,305,339          | 1,094,388       | 56,457       | -1%  | -38%   |
| Spain        | 27,649                   | 207        | 2,176,089          | 150,376         | 52,878       | 94%  | 5%     |
| Colombia     | 16,030                   | 343        | 1,831,980          | 1,665,003       | 47,124       | 21%  | 26%    |
| Argentina    | 11,608                   | 144        | 1,757,429          | 1,536,423       | 44,983       | 48%  | 1%     |
| Germany      | 21,809                   | 894        | 1,993,892          | 1,640,682       | 44,096       | -20%   | 21%    |
| Peru         | 2,602                    | 68         | 1,040,231          | 971,000         | 38,399       | 22%  | 1%     |
| South Africa | 18,387                   | 539        | 1,278,303          | 1,030,930       | 35,140       | 54%  | 69%    |
| Poland       | 8,592                    | 288        | 1,404,905          | 1,147,123       | 32,074       | 2%   | -1%    |
| Indonesia    | 9,949                    | 236        | 858,043            | 703,464         | 24,951       | 24%  | 12%    |
| Turkey       | 10,273                   | 179        | 2,355,839          | 2,227,927       | 23,325       | -39%   | -24%   |
| Ukraine      | 6,068                    | 136        | 1,166,958          | 856,719         | 21,121       | -32%   | -25%   |
| Belgium      | 2,074                    | 52         | 670,249            | N/A**           | 20,250       | -11%   | -30%   |
| Canada       | 7,821                    | 143        | 686,211            | 591,131         | 17,404       | 19%  | 13%    |
| Chile        | 3,863                    | 55         | 652,525            | 611,564         | 17,204       | 51%  | 31%    |
| Romania      | 3,912                    | 96         | 681,392            | 610,122         | 16,969       | -5%  | -21%   |
| Ecuador      | 991                      | 12         | 224,315            | 193,581         | 14,229       | 59%  | 91%    |

| 26 - 50      | Average over last 7 days |            | Total Since 22 Jan |                 |              | Change from 14d Ago in 14 day avg of daily new |        |
|--------------|--------------------------|------------|--------------------|-----------------|--------------|--|--------|
|              | New Confirmed            | New Deaths | Total Confirmed    | Total Recovered | Total Deaths | Confirmed                                      | Deaths |
| Czechia      | 11,233                   | 174        | 855,600            | 692,547         | 13,656       | 43%  | 44%    |
| Iraq         | 779                      | 7          | 605,416            | 562,575         | 12,915       | -29%   | -38%   |
| Netherlands  | 6,954                    | 99         | 901,740            | 11,297          | 12,786       | -31%   | 26%    |
| Hungary      | 1,992                    | 107        | 345,710            | 215,453         | 10,948       | -16%   | -26%   |
| Pakistan     | 2,407                    | 44         | 511,921            | 467,234         | 10,818       | 3%   | -30%   |
| Sweden       | 6,065                    | 121        | 512,203            | N/A**           | 9,834        | -16%   | 20%    |
| Philippines  | 1,709                    | 50         | 492,700            | 458,523         | 9,699        | 3%   | 18%    |
| Switzerland  | 2,796                    | 59         | 490,358            | 317,600         | 8,521        | -21%   | -24%   |
| Portugal     | 8,643                    | 123        | 507,108            | 382,544         | 8,236        | 112%   | 39%    |
| Bangladesh   | 859                      | 21         | 524,910            | 469,522         | 7,833        | -25%   | -19%   |
| Morocco      | 1,139                    | 27         | 455,055            | 429,278         | 7,810        | -42%   | -25%   |
| Austria      | 1,937                    | 49         | 385,750            | 359,692         | 6,868        | 1%   | -48%   |
| Saudi Arabia | 128                      | 5          | 364,271            | 356,013         | 6,304        | -26%   | -33%   |
| Panama       | 3,350                    | 44         | 288,408            | 227,141         | 4,594        | 7%   | 15%    |
| Croatia      | 833                      | 36         | 222,117            | 212,345         | 4,472        | -46%   | -38%   |
| Jordan       | 1,159                    | 19         | 310,968            | 293,531         | 4,091        | -30%   | -21%   |
| Japan        | 6,374                    | 64         | 304,140            | 228,917         | 4,059        | 67%  | 32%    |
| Israel       | 8,087                    | 41         | 520,060            | 437,790         | 3,817        | 101%   | 87%    |
| Serbia       | 2,010                    | 31         | 366,191            | N/A**           | 3,664        | -40%   | -26%   |
| Azerbaijan   | 517                      | 20         | 225,820            | 212,120         | 2,957        | -73%   | -38%   |
| Georgia      | 1,339                    | 26         | 243,255            | 227,611         | 2,846        | -37%   | -35%   |
| Nepal        | 421                      | 5          | 266,143            | 259,772         | 1,937        | -33%   | -13%   |
| Lebanon      | 4,573                    | 27         | 231,936            | 145,873         | 1,740        | 99%  | 28%    |
| UAE          | 2,974                    | 5          | 239,587            | 213,149         | 723          | 91%  | 49%    |
| Total World  | 730,193                  | 13,566     | 92,353,551         | 50,994,811      | 1,978,737    | 13%  | 11%    |

\*Change from 14d ago:  
Compares 14d-avgs. of Daily New Cases/Deaths  
today with 14d-avgs. from 14d ago

Confirmed cases in the **US** have reached over 23M

Top 50 countries selected by Total Cases  
Sorted by Raw Total Deaths  
Excluded countries with population < 1M

N/A\*\* due to inconsistent reporting of Recovered Cases



# United States: Per 1M



## 1 - 25

|               | Average over last 7 days |            | Total Since 22 Jan |                 |              | Change from 14d Ago*<br>in 14 day avg of daily new |        |
|---------------|--------------------------|------------|--------------------|-----------------|--------------|--|--------|
|               | New Confirmed            | New Deaths | Total Confirmed    | Total Recovered | Total Deaths | Confirmed  | Deaths |
| New Jersey    | 685                      | 10         | 67,847             | 6,842           | 2,270        | 20%  | 27%    |
| New York      | 844                      | 9          | 60,620             | 5,758           | 2,066        | 44%  | 24%    |
| Massachusetts | 920                      | 11         | 65,063             | 42,586          | 1,938        | 26%  | 24%    |
| Rhode Island  | 947                      | 13         | 96,742             | 5,759           | 1,876        | 24%  | 12%    |
| Connecticut   | 846                      | 12         | 61,868             | 2,749           | 1,833        | 43%  | 25%    |
| South Dakota  | 405                      | 14         | 117,780            | 110,584         | 1,813        | -10%   | -15%   |
| North Dakota  | 244                      | 4          | 124,839            | 120,763         | 1,790        | -17%   | -6%    |
| Mississippi   | 752                      | 14         | 81,951             | 66,827          | 1,786        | 13%  | 25%    |
| Louisiana     | 686                      | 10         | 76,544             | 64,235          | 1,726        | 25%  | 11%    |
| Illinois      | 527                      | 10         | 82,548             | N/A             | 1,548        | 7%   | -11%   |
| Arizona       | 1,316                    | 24         | 88,165             | 12,045          | 1,466        | 55%  | 65%    |
| Pennsylvania  | 643                      | 17         | 58,272             | 43,434          | 1,438        | -1%  | 7%     |
| Michigan      | 312                      | 10         | 57,403             | 41,563          | 1,435        | -3%  | -8%    |
| Arkansas      | 920                      | 13         | 86,825             | 76,115          | 1,387        | 28%  | -2%    |
| Indiana       | 740                      | 9          | 85,279             | 55,323          | 1,361        | 8%   | -5%    |
| Iowa          | 470                      | 8          | 95,453             | 82,584          | 1,341        | 9%   | -13%   |
| New Mexico    | 622                      | 11         | 75,886             | 38,917          | 1,339        | 7%   | -4%    |
| Tennessee     | 839                      | 16         | 97,449             | 86,244          | 1,193        | -12%   | 17%    |
| DC            | 429                      | 5          | 46,192             | 32,126          | 1,177        | 22%  | -15%   |
| Alabama       | 781                      | 22         | 83,822             | 43,173          | 1,175        | 6%   | 71%    |
| Nevada        | 770                      | 14         | 82,458             | N/A             | 1,167        | 10%  | 29%    |
| S. Carolina   | 892                      | 9          | 70,965             | 32,715          | 1,148        | 43%  | 47%    |
| Kansas        | 717                      | 16         | 86,839             | 1,725           | 1,147        | -1%  | 24%    |
| Georgia       | 921                      | 9          | 73,680             | N/A             | 1,112        | 36%  | 55%    |
| Florida       | 715                      | 7          | 70,653             | N/A             | 1,089        | 40%  | 38%    |

## 26 - 51

|               | Average over last 7 days |            | Total Since 22 Jan |                 |              | Change from 14d Ago*<br>in 14 day avg of daily new |        |
|---------------|--------------------------|------------|--------------------|-----------------|--------------|--|--------|
|               | New Confirmed            | New Deaths | Total Confirmed    | Total Recovered | Total Deaths | Confirmed  | Deaths |
| Texas         | 768                      | 11         | 70,381             | 55,601          | 1,079        | 31%  | 37%    |
| Maryland      | 519                      | 6          | 52,081             | 1,561           | 1,059        | 29%  | -4%    |
| Missouri      | 505                      | 9          | 71,830             | N/A             | 1,036        | 10%  | -9%    |
| Minnesota     | 323                      | 6          | 78,082             | 74,320          | 1,036        | 2%   | -24%   |
| Delaware      | 799                      | 7          | 68,983             | 19,359          | 1,021        | 22%  | -17%   |
| Montana       | 480                      | 7          | 82,012             | 76,420          | 1,000        | -5%  | 4%     |
| Wisconsin     | 540                      | 6          | 95,840             | 82,459          | 975          | 10%  | -30%   |
| West Virginia | 774                      | 15         | 58,250             | 41,704          | 932          | 16%  | 27%    |
| Nebraska      | 497                      | 7          | 92,638             | 62,396          | 932          | 5%   | 18%    |
| Colorado      | 430                      | 6          | 63,690             | 3,379           | 918          | 5%   | -10%   |
| Wyoming       | 592                      | 14         | 83,435             | 79,315          | 902          | 9%   | 52%    |
| Idaho         | 500                      | 6          | 85,259             | 37,846          | 875          | -13%   | -6%    |
| Ohio          | 694                      | 6          | 68,409             | 56,158          | 845          | 3%   | -5%    |
| California    | 1,129                    | 14         | 71,954             | N/A             | 802          | 5%   | 81%    |
| N. Carolina   | 800                      | 9          | 61,124             | 49,721          | 738          | 34%  | 35%    |
| Oklahoma      | 1,076                    | 8          | 86,269             | 75,658          | 720          | 30%  | 22%    |
| Kentucky      | 855                      | 6          | 70,122             | 8,891           | 669          | 39%  | 2%     |
| New Hampshire | 555                      | 7          | 39,806             | 34,296          | 651          | 11%  | 24%    |
| Virginia      | 590                      | 5          | 48,333             | 3,960           | 650          | 31%  | 19%    |
| Washington    | 384                      | 4          | 36,928             | N/A             | 504          | 39%  | 11%    |
| Utah          | 958                      | 5          | 98,011             | 80,420          | 452          | 35%  | 21%    |
| Oregon        | 301                      | 5          | 30,611             | 1,392           | 405          | 15%  | 17%    |
| Maine         | 431                      | 9          | 23,173             | 8,785           | 337          | 24%  | 78%    |
| Alaska        | 374                      | 1          | 69,464             | 9,794           | 309          | 8%   | 5%     |
| Vermont       | 277                      | 1          | 15,013             | 10,130          | 253          | 65%  | -17%   |
| Hawaii        | 135                      | 1          | 16,915             | 8,446           | 220          | 45%  | 271%   |

\*Change from 14d ago:  
Compares 14d-avgs. of Daily New Cases/Deaths  
today with 14d-avgs. from 14d ago

**North Dakota** and **South Dakota** rank first and second in highest  
number of confirmed cases reported per 1M to date, respectively

Sorted by Total Deaths / 1M

N/As due to states revising and updating case counts





# United States: Raw Volume



## 1 - 25

|               | Average over last 7 days |            | Total Since 22 Jan |                 |              | Change from 14d Ago*<br>in 14 day avg of daily new |        |
|---------------|--------------------------|------------|--------------------|-----------------|--------------|--|--------|
|               | New Confirmed            | New Deaths | Total Confirmed    | Total Recovered | Total Deaths | Confirmed  | Deaths |
| New York      | 16,424                   | 183        | 1,179,266          | 112,023         | 40,192       | 44%  | 24%    |
| California    | 44,601                   | 537        | 2,843,062          | N/A             | 31,684       | 5%   | 81%    |
| Texas         | 22,279                   | 308        | 2,040,751          | 1,612,188       | 31,277       | 31%  | 37%    |
| Florida       | 15,367                   | 154        | 1,517,472          | N/A             | 23,396       | 40%  | 38%    |
| New Jersey    | 6,082                    | 91         | 602,629            | 60,769          | 20,161       | 20%  | 27%    |
| Illinois      | 6,677                    | 126        | 1,046,030          | N/A             | 19,617       | 7%   | -11%   |
| Pennsylvania  | 8,229                    | 214        | 746,002            | 556,041         | 18,412       | -1%  | 7%     |
| Michigan      | 3,111                    | 96         | 573,278            | 415,079         | 14,336       | -3%  | -8%    |
| Massachusetts | 6,342                    | 75         | 448,447            | 293,522         | 13,359       | 26%  | 24%    |
| Georgia       | 9,778                    | 91         | 782,288            | N/A             | 11,803       | 36%  | 55%    |
| Arizona       | 9,578                    | 176        | 641,729            | 87,672          | 10,673       | 55%  | 65%    |
| Ohio          | 8,117                    | 73         | 799,639            | 656,433         | 9,881        | 3%   | -5%    |
| Indiana       | 4,984                    | 60         | 574,119            | 372,444         | 9,163        | 8%   | -5%    |
| Tennessee     | 5,731                    | 110        | 665,499            | 588,974         | 8,148        | -12%   | 17%    |
| Louisiana     | 3,187                    | 49         | 355,835            | 298,614         | 8,022        | 25%  | 11%    |
| N. Carolina   | 8,389                    | 96         | 641,073            | 521,475         | 7,745        | 34%  | 35%    |
| Connecticut   | 3,017                    | 44         | 220,576            | 9,800           | 6,536        | 43%  | 25%    |
| Maryland      | 3,138                    | 39         | 314,867            | 9,439           | 6,404        | 29%  | -4%    |
| Missouri      | 3,097                    | 54         | 440,849            | N/A             | 6,359        | 10%  | -9%    |
| S. Carolina   | 4,592                    | 47         | 365,378            | 168,440         | 5,911        | 43%  | 47%    |
| Minnesota     | 1,824                    | 35         | 440,354            | 419,139         | 5,842        | 2%   | -24%   |
| Alabama       | 3,830                    | 109        | 410,995            | 211,684         | 5,760        | 6%   | 71%    |
| Wisconsin     | 3,146                    | 35         | 558,020            | 480,112         | 5,679        | 10%  | -30%   |
| Virginia      | 5,035                    | 47         | 412,545            | 33,798          | 5,552        | 31%  | 19%    |
| Mississippi   | 2,238                    | 43         | 243,899            | 198,888         | 5,315        | 13%  | 25%    |

## 26 - 51

|               | Average over last 7 days |            | Total Since 22 Jan |                 |              | Change from 14d Ago*<br>in 14 day avg of daily new |        |
|---------------|--------------------------|------------|--------------------|-----------------|--------------|--|--------|
|               | New Confirmed            | New Deaths | Total Confirmed    | Total Recovered | Total Deaths | Confirmed  | Deaths |
| Colorado      | 2,475                    | 34         | 366,774            | 19,457          | 5,285        | 5%   | -10%   |
| Iowa          | 1,484                    | 25         | 301,161            | 260,557         | 4,232        | 9%   | -13%   |
| Arkansas      | 2,775                    | 41         | 262,020            | 229,700         | 4,186        | 28%  | -2%    |
| Washington    | 2,921                    | 33         | 281,202            | N/A             | 3,838        | 39%  | 11%    |
| Nevada        | 2,370                    | 43         | 253,985            | N/A             | 3,596        | 10%  | 29%    |
| Kansas        | 2,088                    | 46         | 252,990            | 5,026           | 3,343        | -1%  | 24%    |
| Kentucky      | 3,820                    | 26         | 313,281            | 39,723          | 2,991        | 39%  | 2%     |
| Oklahoma      | 4,256                    | 31         | 341,364            | 299,375         | 2,848        | 30%  | 22%    |
| New Mexico    | 1,305                    | 24         | 159,119            | 81,603          | 2,807        | 7%   | -4%    |
| Rhode Island  | 1,003                    | 14         | 102,485            | 6,101           | 1,987        | 24%  | 12%    |
| Nebraska      | 961                      | 14         | 179,199            | 120,700         | 1,803        | 5%   | 18%    |
| Oregon        | 1,269                    | 21         | 129,109            | 5,870           | 1,708        | 15%  | 17%    |
| West Virginia | 1,388                    | 27         | 104,392            | 74,739          | 1,671        | 16%  | 27%    |
| South Dakota  | 359                      | 12         | 104,195            | 97,829          | 1,604        | -10%   | -15%   |
| Idaho         | 894                      | 11         | 152,364            | 67,633          | 1,564        | -13%   | -6%    |
| Utah          | 3,071                    | 17         | 314,218            | 257,824         | 1,449        | 35%  | 21%    |
| North Dakota  | 186                      | 3          | 95,135             | 92,029          | 1,364        | -17%   | -6%    |
| Montana       | 513                      | 8          | 87,653             | 81,676          | 1,069        | -5%  | 4%     |
| Delaware      | 778                      | 7          | 67,173             | 18,851          | 994          | 22%  | -17%   |
| New Hampshire | 755                      | 10         | 54,125             | 46,633          | 885          | 11%  | 24%    |
| DC            | 303                      | 4          | 32,600             | 22,673          | 831          | 22%  | -15%   |
| Wyoming       | 343                      | 8          | 48,289             | 45,904          | 522          | 9%   | 52%    |
| Maine         | 580                      | 12         | 31,150             | 11,809          | 453          | 24%  | 78%    |
| Hawaii        | 191                      | 2          | 23,949             | 11,958          | 311          | 45%  | 271%   |
| Alaska        | 274                      | 1          | 50,816             | 7,165           | 226          | 8%   | 5%     |
| Vermont       | 173                      | 1          | 9,368              | 6,321           | 158          | 65%  | -17%   |

\*Change from 14d ago:  
Compares 14d-avgs. of Daily New Cases/Deaths  
today with 14d-avgs. from 14d ago

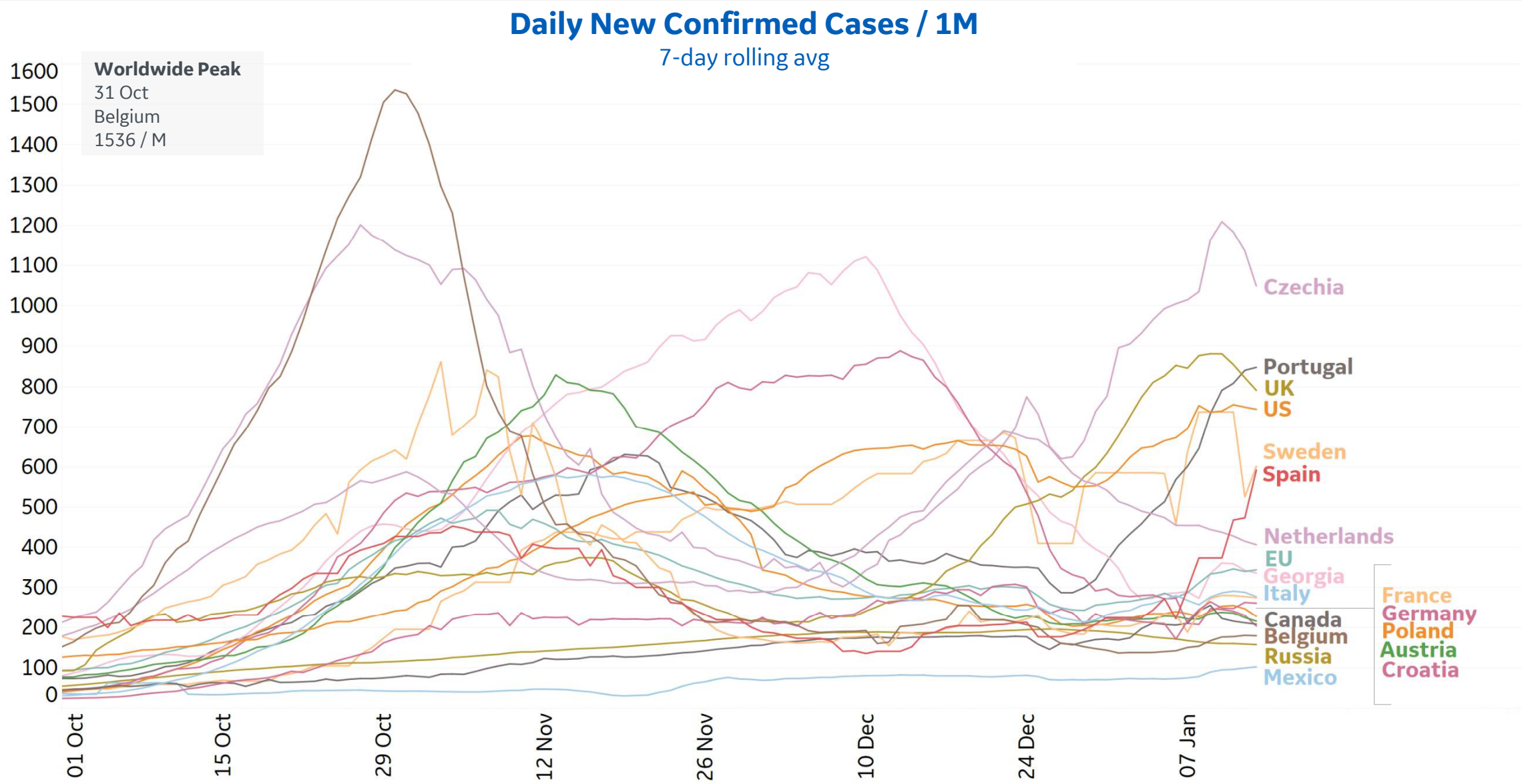
Compared to 14 days ago, average daily new cases are  
**trending down** in 8 states and **trending up** in 42 states

Sorted by Raw Total Deaths

N/As due to states revising and updating case counts



# New Confirmed Cases in Select Countries

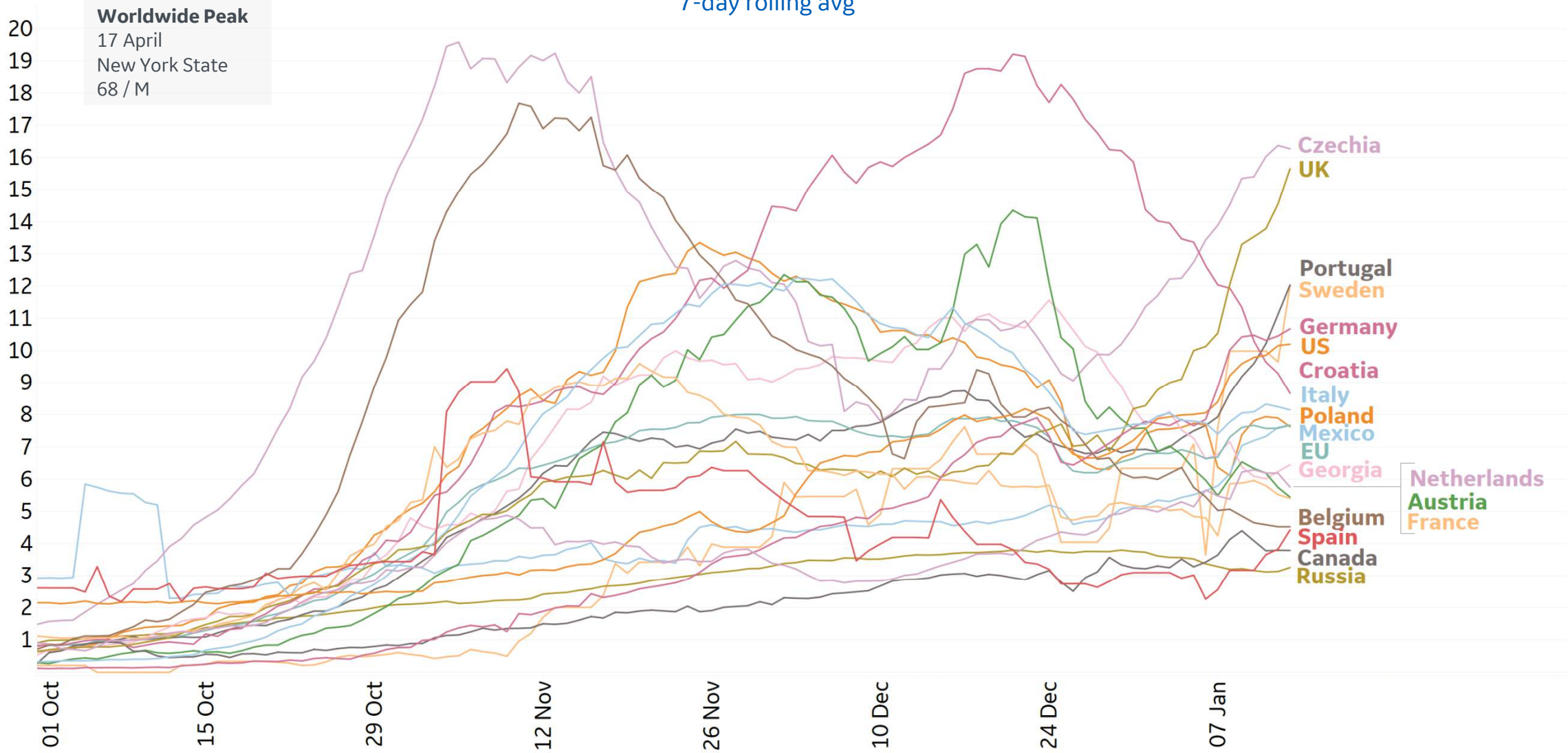






# New Deaths in Select Countries

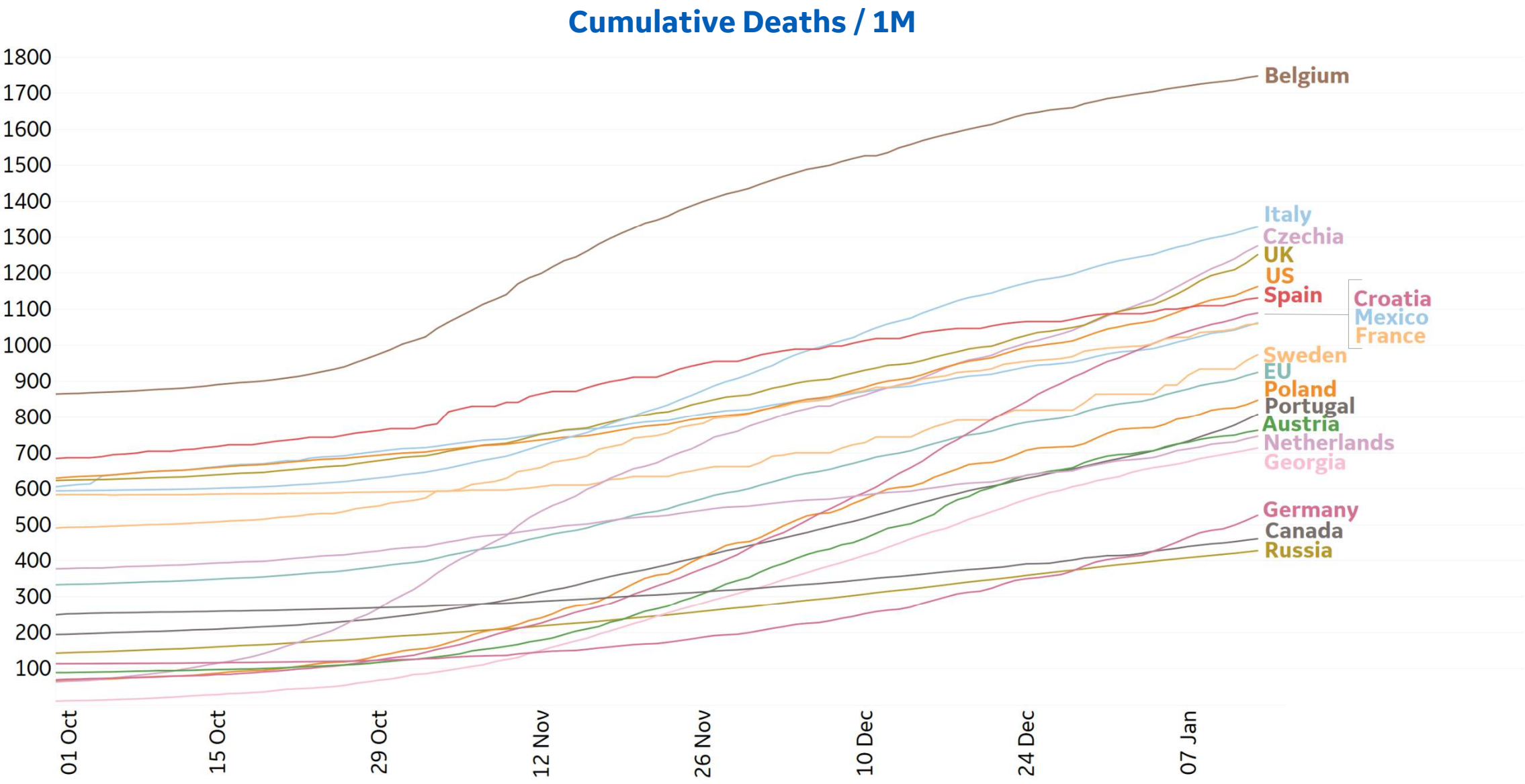
Daily New Deaths / 1M  
7-day rolling avg





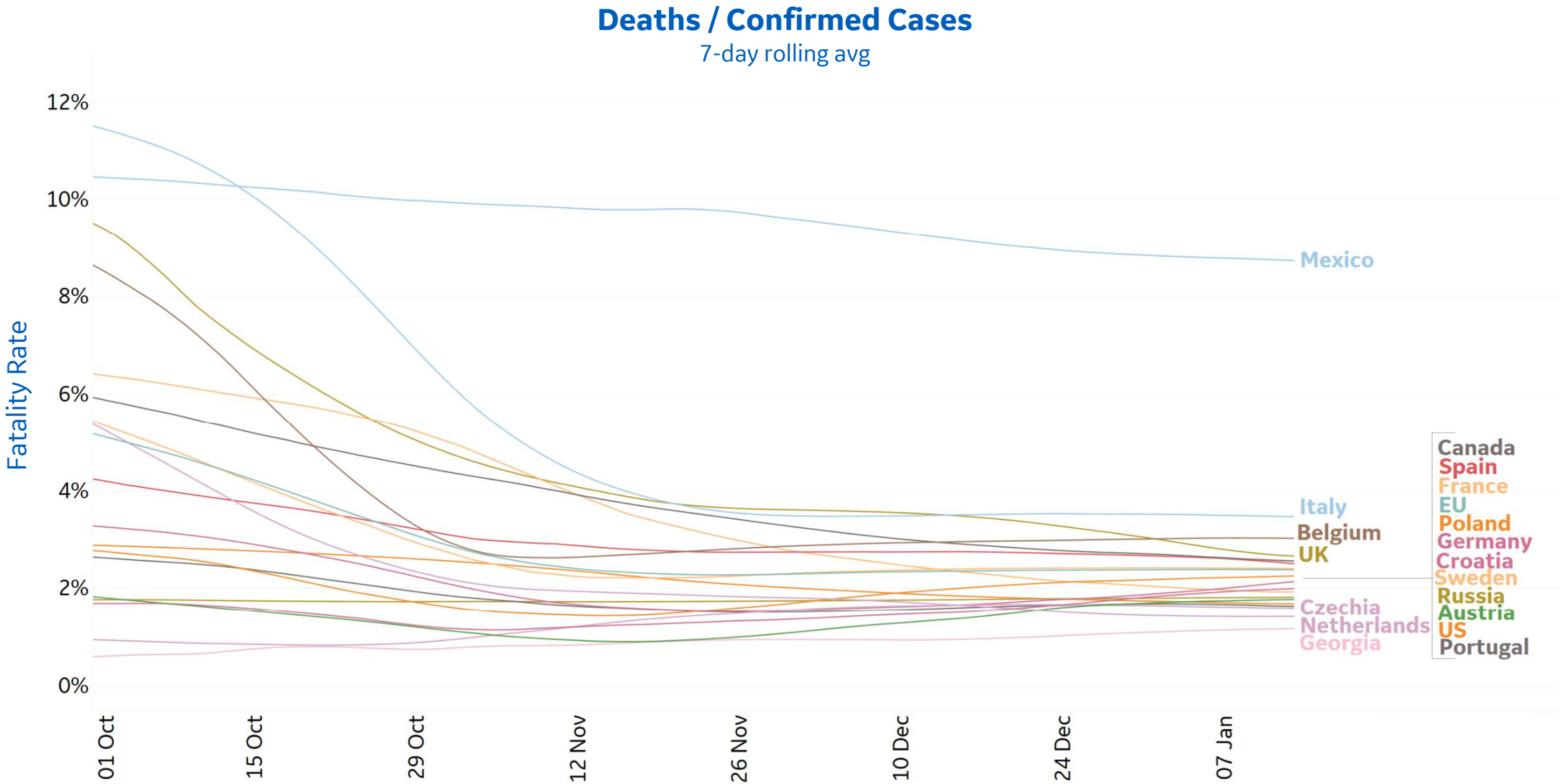


# Cumulative Deaths in Select Countries





# Fatality Rate in Select Countries





# COVID Vaccinations Distributed & Administered, US

Updated 14 Jan 2021, 3:30 GMT

11

Vaccine Doses **Administered** per 1M &  
**% of Total Distributed Doses Administered** to date

In US thru 13 Jan

**29,380,125**

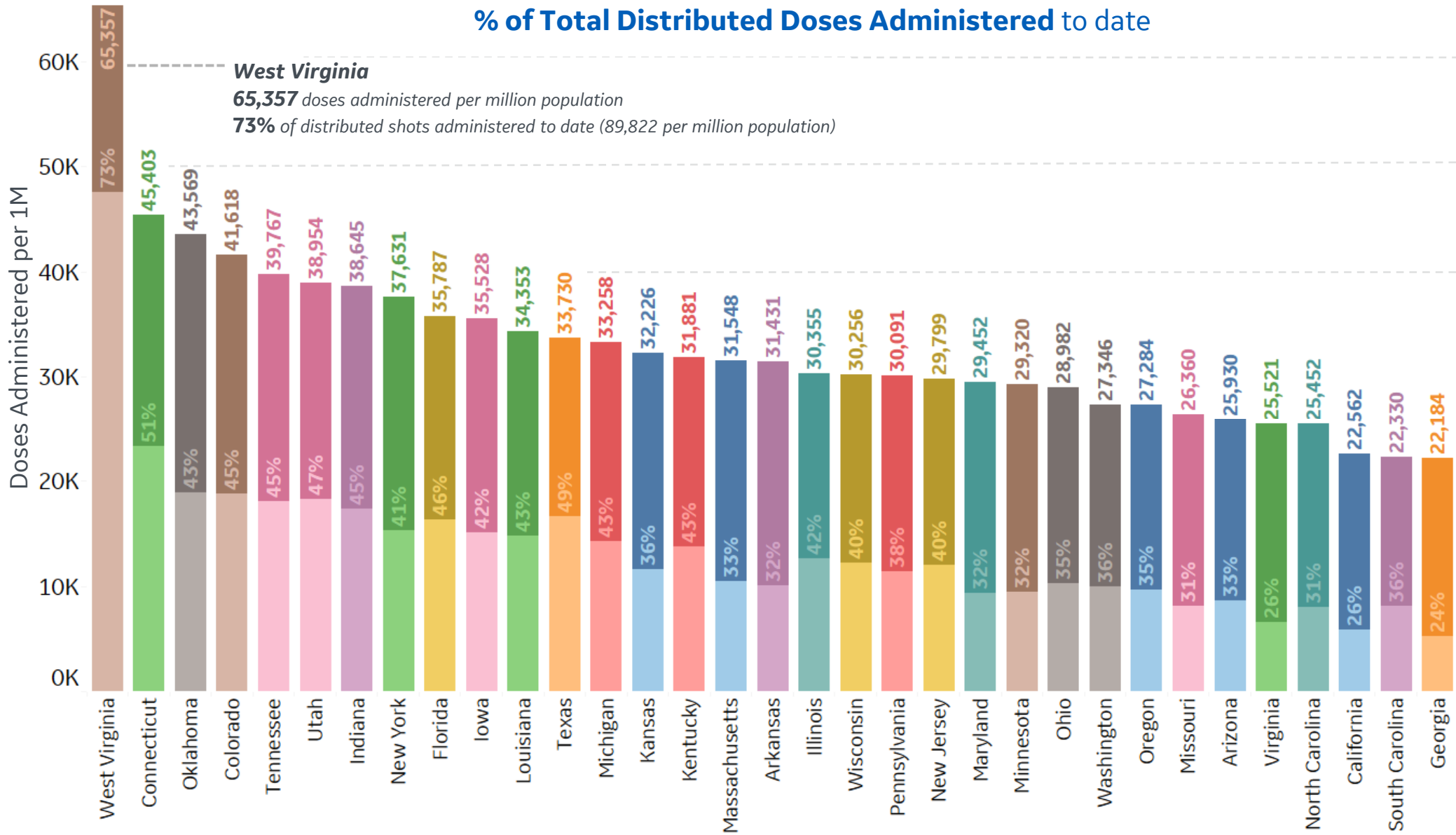
Total **Distributed**  
(**88,761** per million)

**35%**

of distributed shots administered,  
a 7-percentage point increase  
since 8 Jan

**10,278,462**

Total **Administered**  
(**31,053** per million)



\*State Data aggregated via Bloomberg. Values shown are the highest value reported from one of the following sources: State government websites, CDC, or official statements and interviews

\*Overall US values reported from CDC COVID Data Tracker

\*Doses distributed includes doses that have been shipped

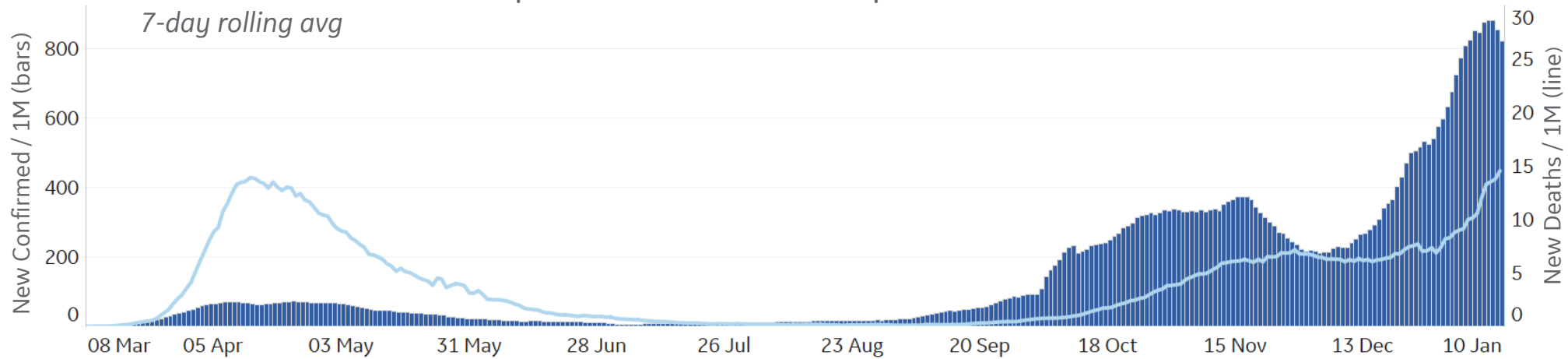




# Feature: UK

## New **Confirmed Cases** per 1M & New **Deaths** per 1M in the UK

7-day rolling avg



## UK Vaccinations thru 12 Jan

**3,067,541**

Total **Administered**

(45,187 per million)

**2,639,309**

1<sup>st</sup> dose received

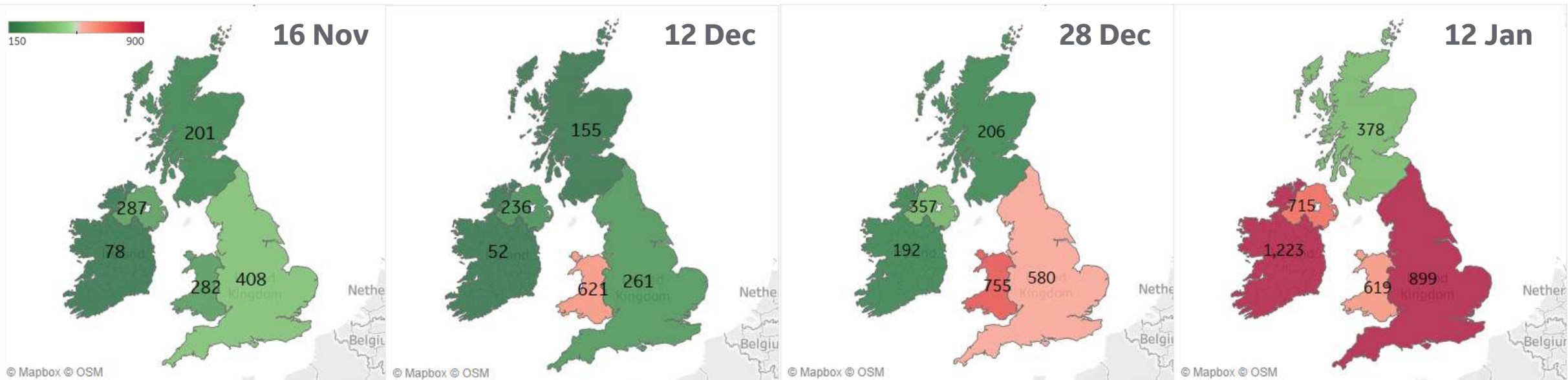
(38,879 per million)

**428,232**

2<sup>nd</sup> dose received

(6,308 per million)

## New Confirmed Cases per 1M





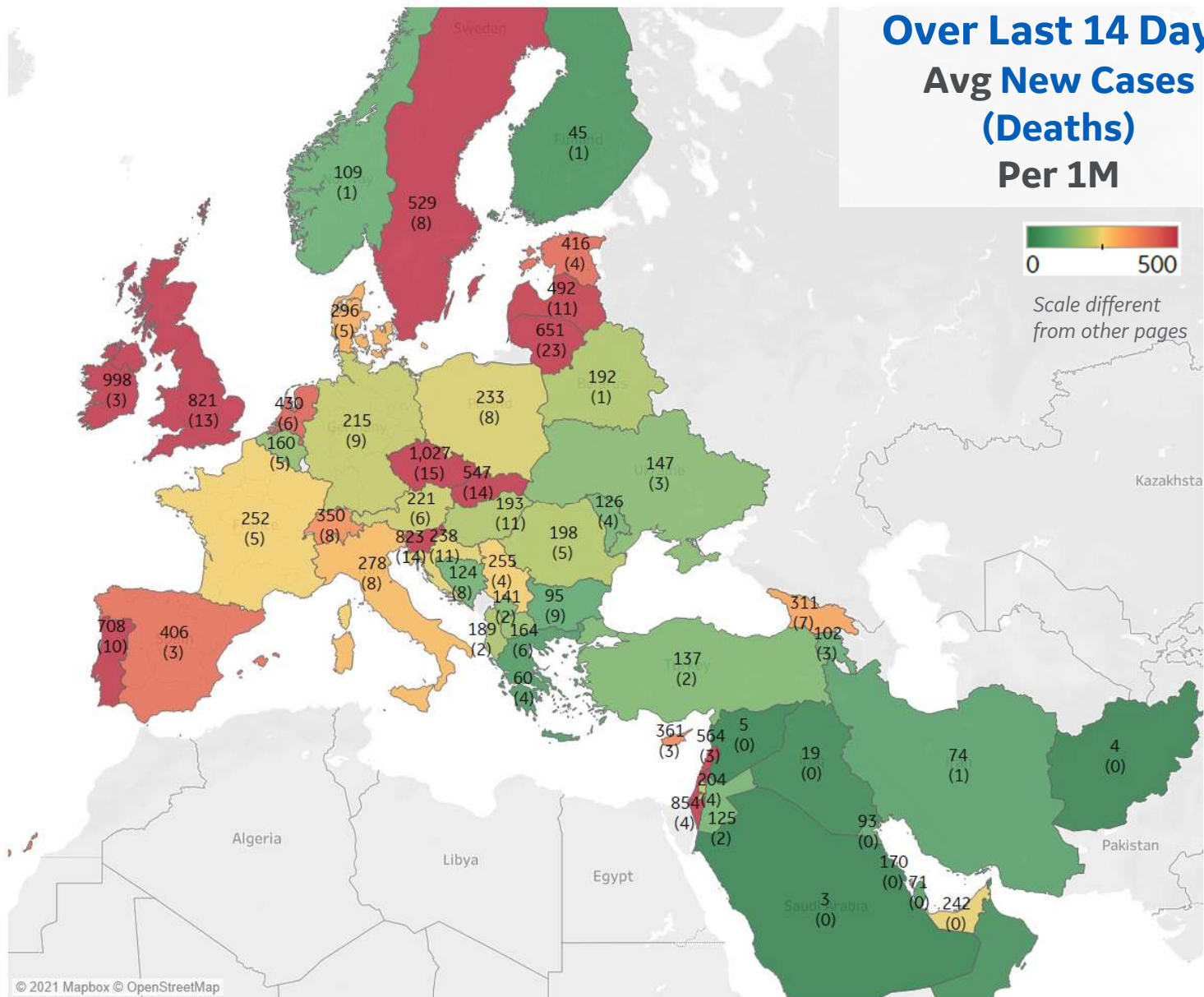
## Per 1M in Region

|              | Today   | Change |
|--------------|---------|--------|
| Active Cases | 13,771  | +0.9%  |
| Confirmed    | 291 new | +0.9%  |
| Deaths       | 7 new   | +1.0%  |
| Recovered    | 163 new | +1.0%  |

## Most Daily New Cases / 1M

|           |       |
|-----------|-------|
| Czechia   | 1,027 |
| Ireland   | 998   |
| Israel    | 854   |
| Slovenia  | 823   |
| UK        | 821   |
| Portugal  | 708   |
| Lithuania | 651   |
| Lebanon   | 564   |
| Slovakia  | 547   |
| Sweden    | 529   |

\* Excludes regions with population < 1M





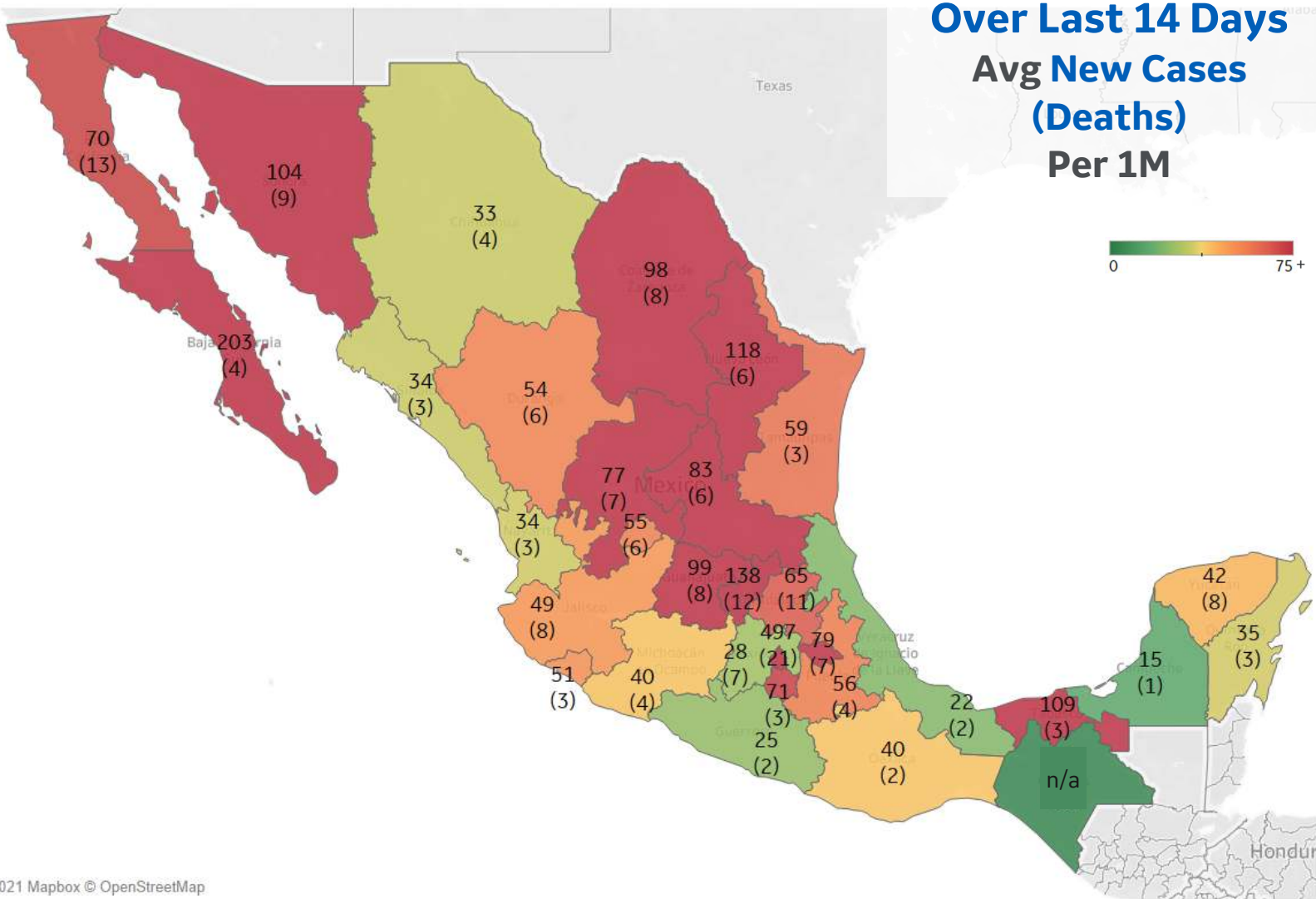
# Mexico

## Per 1M in Region

|              | Today   | Change |
|--------------|---------|--------|
| Active Cases | 2,004   | +2.5%  |
| Confirmed    | 123 new | +1.0%  |
| Deaths       | 10 new  | +0.9%  |
| Recovered    | 64 new  | +0.7%  |

## Most Daily New Cases / 1M

|                     |     |
|---------------------|-----|
| Distrito Federal    | 497 |
| Baja California Sur | 203 |
| Querétaro           | 138 |
| Nuevo León          | 118 |
| Tabasco             | 109 |
| Sonora              | 104 |
| Guanajuato          | 99  |
| Coahuila            | 98  |
| Nacional            | 86  |
| San Luis Potosí     | 83  |



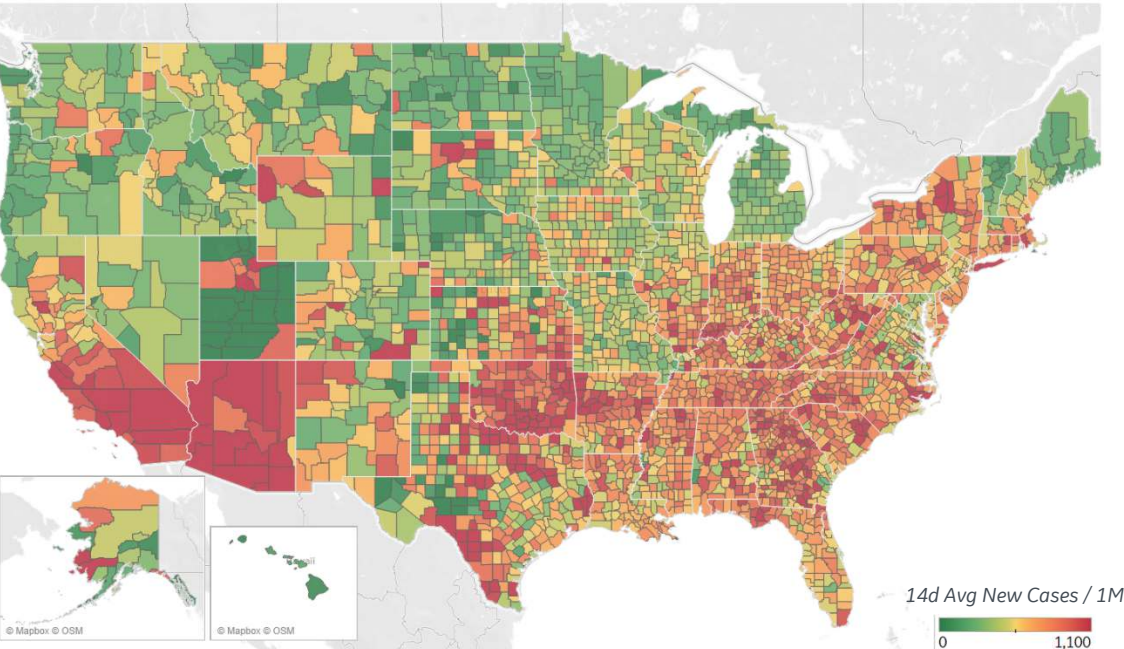




# US Counties: Recent Cases and Deaths

Updated 14 Jan 2021, 3:30 GMT 15

## Average New Cases per 1M Over Last 14 Days

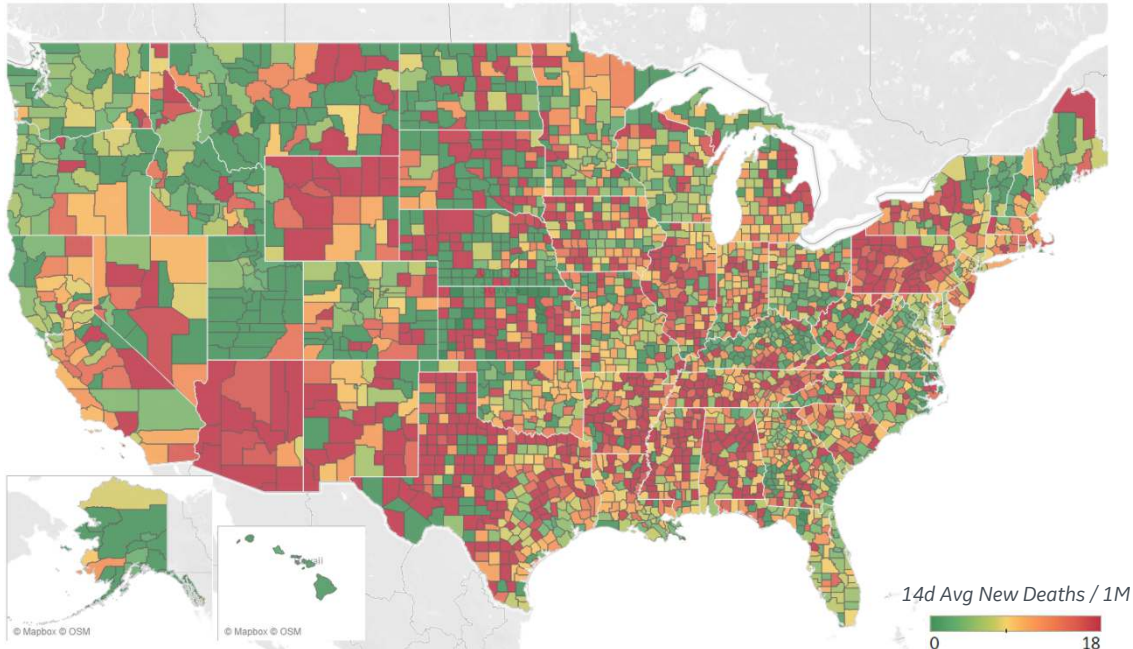


### Top 10 by New Confirmed

Avg New Confirmed Cases / 1M

|                           |       |
|---------------------------|-------|
| San Bernardino County, CA | 1,526 |
| Riverside County, CA      | 1,447 |
| Los Angeles County, CA    | 1,445 |
| Ventura County, CA        | 1,408 |
| Maricopa County, AZ       | 1,318 |
| Greenville County, SC     | 1,264 |
| Benton County, AR         | 1,227 |
| Utah County, UT           | 1,223 |
| Pinal County, AZ          | 1,212 |
| Suffolk County, NY        | 1,199 |

## Average New Deaths per 1M Over Last 14 Days



### Top 10 by New Deaths

Avg New Deaths/ 1M

|                         |    |
|-------------------------|----|
| Los Angeles County, CA  | 21 |
| Pima County, AZ         | 20 |
| Jefferson County, AL    | 19 |
| El Paso County, TX      | 19 |
| Westmoreland County, PA | 19 |
| York County, PA         | 19 |
| Erie County, PA         | 19 |
| Ocean County, NJ        | 18 |
| Cumberland County, PA   | 18 |
| Monroe County, NY       | 17 |

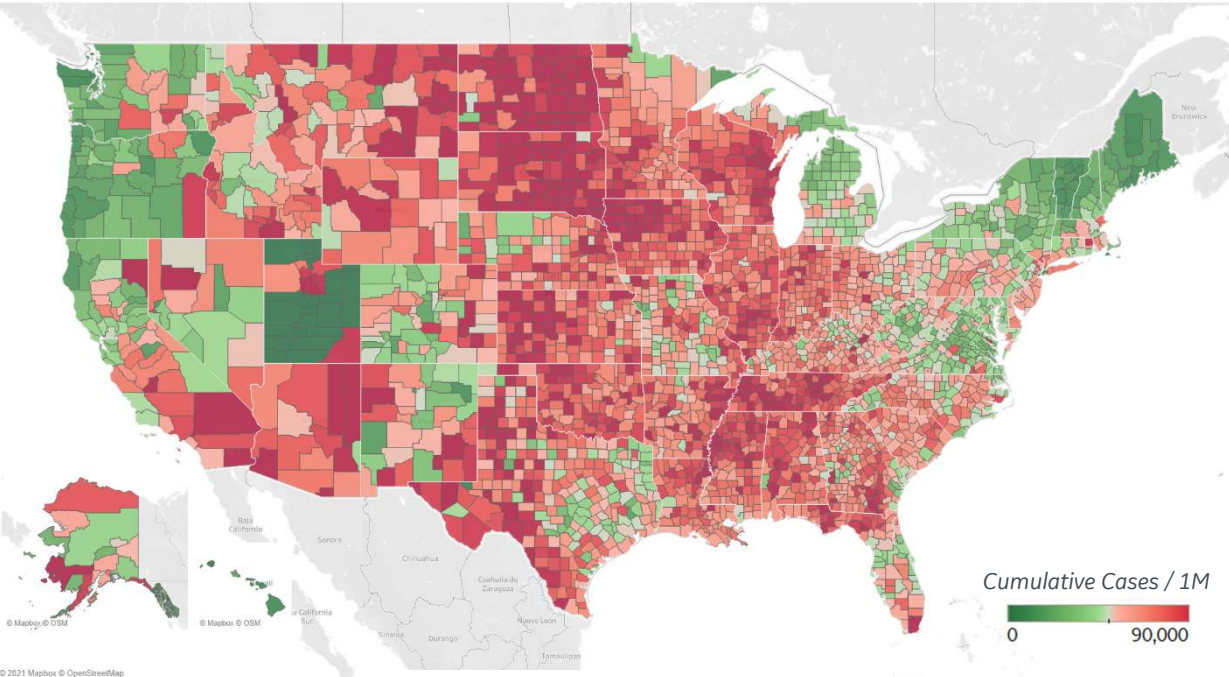
**Note:** Lists includes counties  
≥ 250K population



# US Counties: Cumulative Cases and Deaths

Updated 14 Jan 2021, 3:30 GMT 16

## Confirmed **Cases** per 1M to date

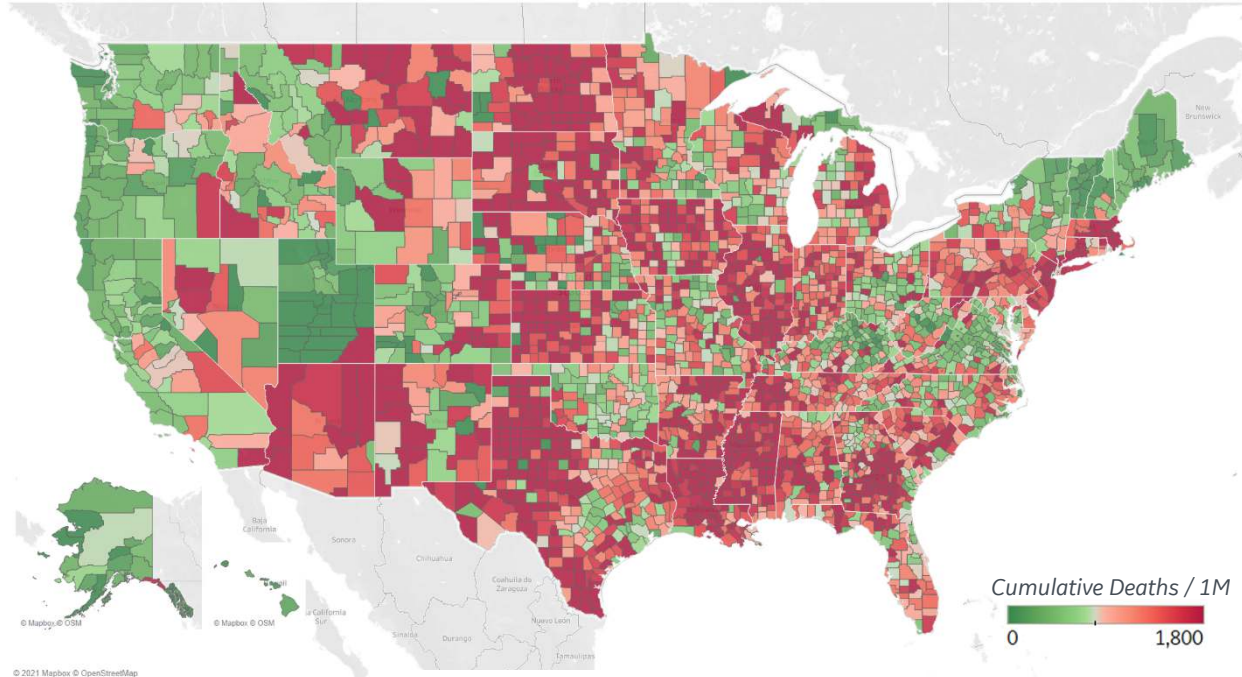


### Top 10 Counties

Total Confirmed Cases / 1M

|                           |         |
|---------------------------|---------|
| Lubbock County, TX        | 144,113 |
| El Paso County, TX        | 124,773 |
| Miami-Dade County, FL     | 123,012 |
| Utah County, UT           | 121,040 |
| Brown County, WI          | 112,152 |
| San Bernardino County, CA | 109,989 |
| Webb County, TX           | 106,997 |
| Providence County, RI     | 105,686 |
| Milwaukee County, WI      | 103,368 |
| Salt Lake County, UT      | 102,739 |

## Reported **Deaths** per 1M to date



### Top 10 Counties

Total Reported Deaths / 1M

|                     |       |
|---------------------|-------|
| New York City*      | 4,761 |
| Essex County, NJ    | 3,078 |
| Passaic County, NJ  | 3,037 |
| Union County, NJ    | 2,889 |
| Cameron County, TX  | 2,878 |
| Hudson County, NJ   | 2,631 |
| Hidalgo County, TX  | 2,612 |
| Bergen County, NJ   | 2,571 |
| Ocean County, NJ    | 2,472 |
| Rockland County, NY | 2,456 |

**Note:** Lists includes counties  $\geq 250K$  population

\* New York City counties aggregated into one reporting area





## Per 1M in Region

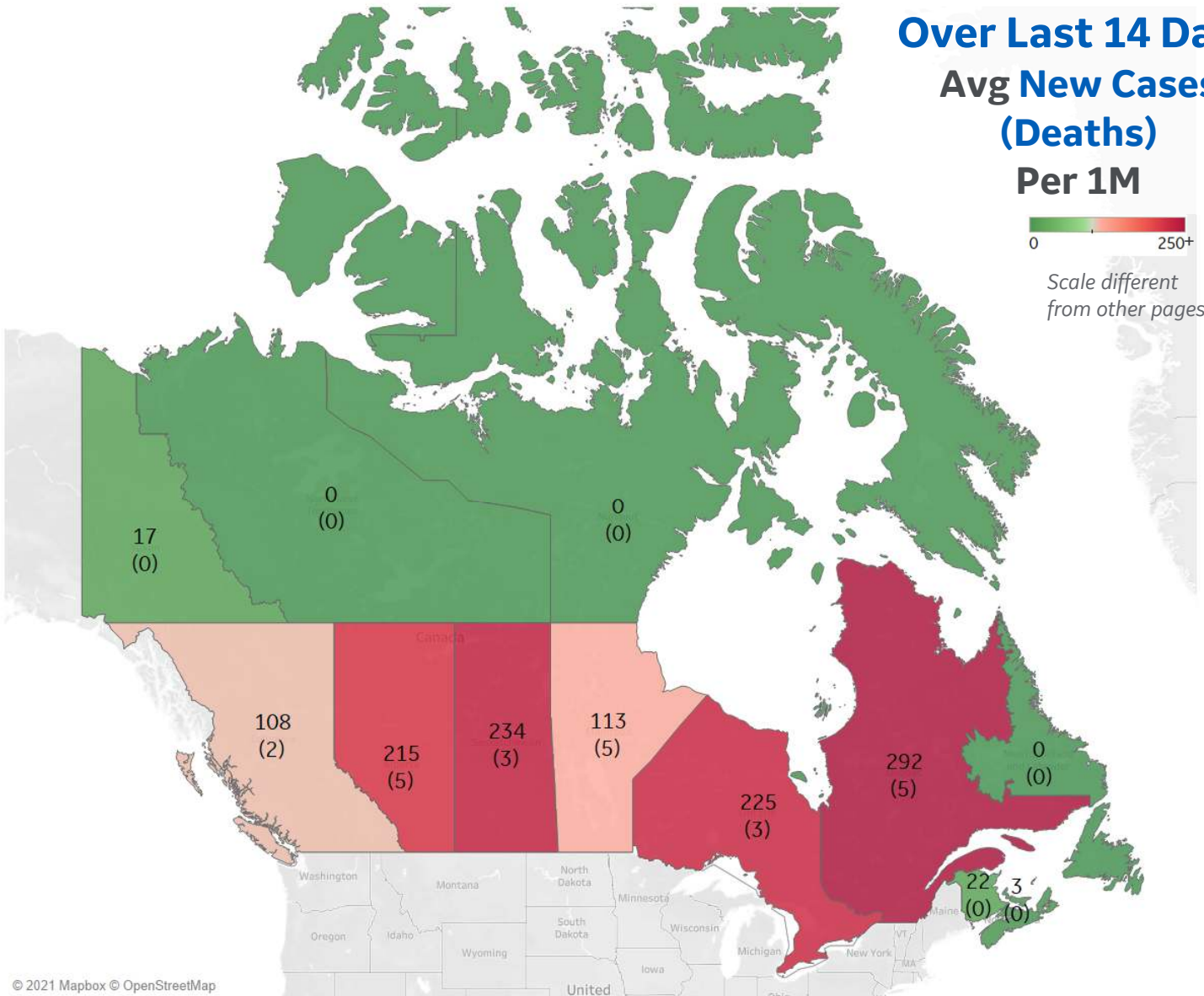
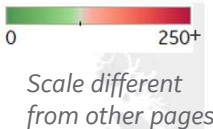
|              | Today   | Change |
|--------------|---------|--------|
| Active Cases | 2,058   | -1.7%  |
| Confirmed    | 189 new | +1.1%  |
| Deaths       | 4 new   | +0.9%  |
| Recovered    | 220 new | +1.4%  |

## Most Daily New Cases / 1M

|                  |     |
|------------------|-----|
| Quebec           | 292 |
| Ontario          | 225 |
| Saskatchewan     | 234 |
| Alberta          | 215 |
| Manitoba         | 113 |
| British Columbia | 108 |

\* Excludes regions with population < 1M

## Over Last 14 Days Avg New Cases (Deaths) Per 1M







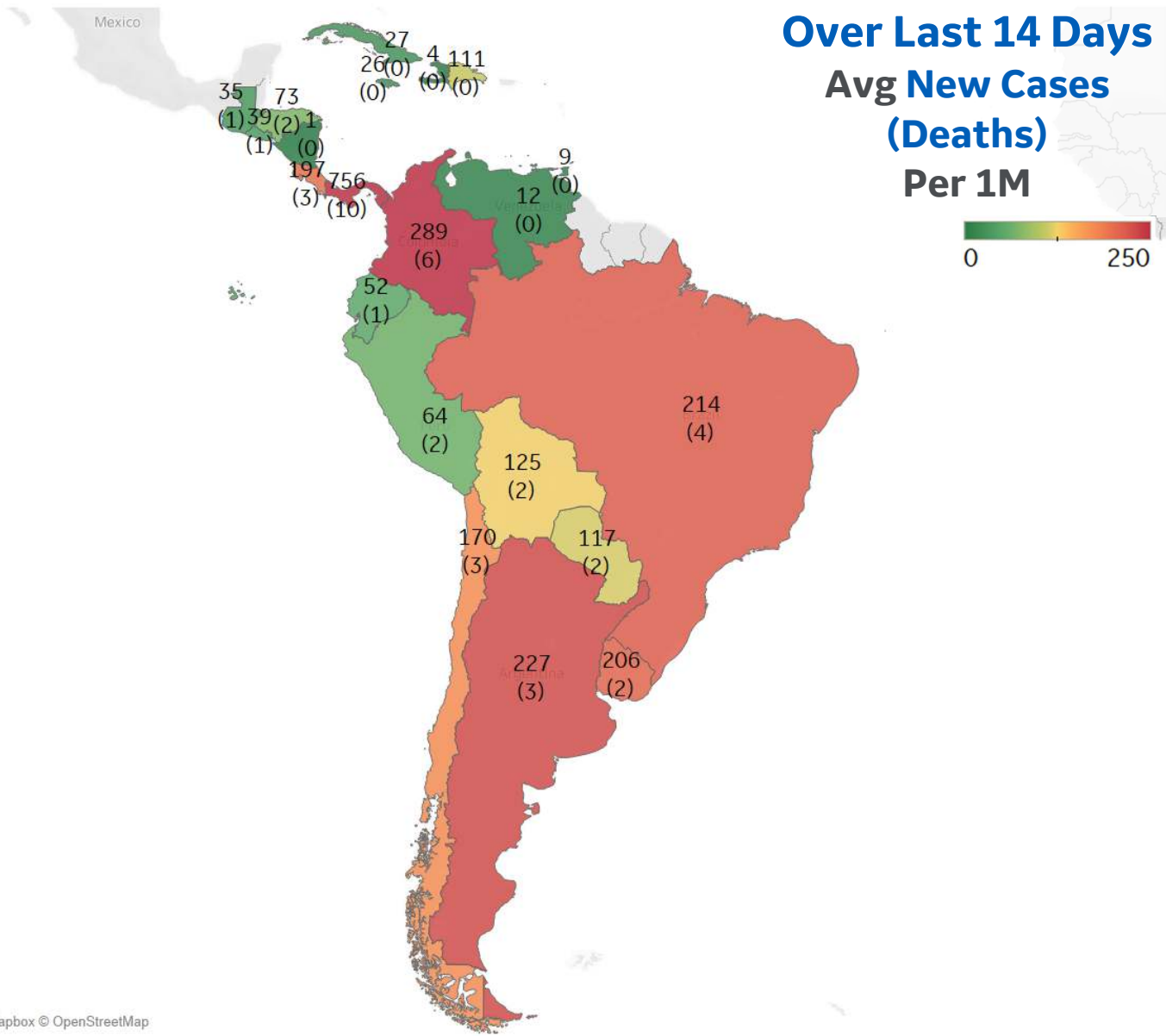
## Per 1M in Region

|              | Today   | Change |
|--------------|---------|--------|
| Active Cases | 2,628   | +0.6%  |
| Confirmed    | 213 new | +0.7%  |
| Deaths       | 4 new   | +0.5%  |
| Recovered    | 193 new | +0.7%  |

## Most Daily New Cases / 1M

|            |     |
|------------|-----|
| Panama     | 756 |
| Colombia   | 289 |
| Argentina  | 227 |
| Brazil     | 214 |
| Uruguay    | 206 |
| Costa Rica | 197 |
| Chile      | 170 |
| Bolivia    | 125 |
| Paraguay   | 117 |
| Dom. Rep.  | 111 |

\* Excludes regions with population < 1M





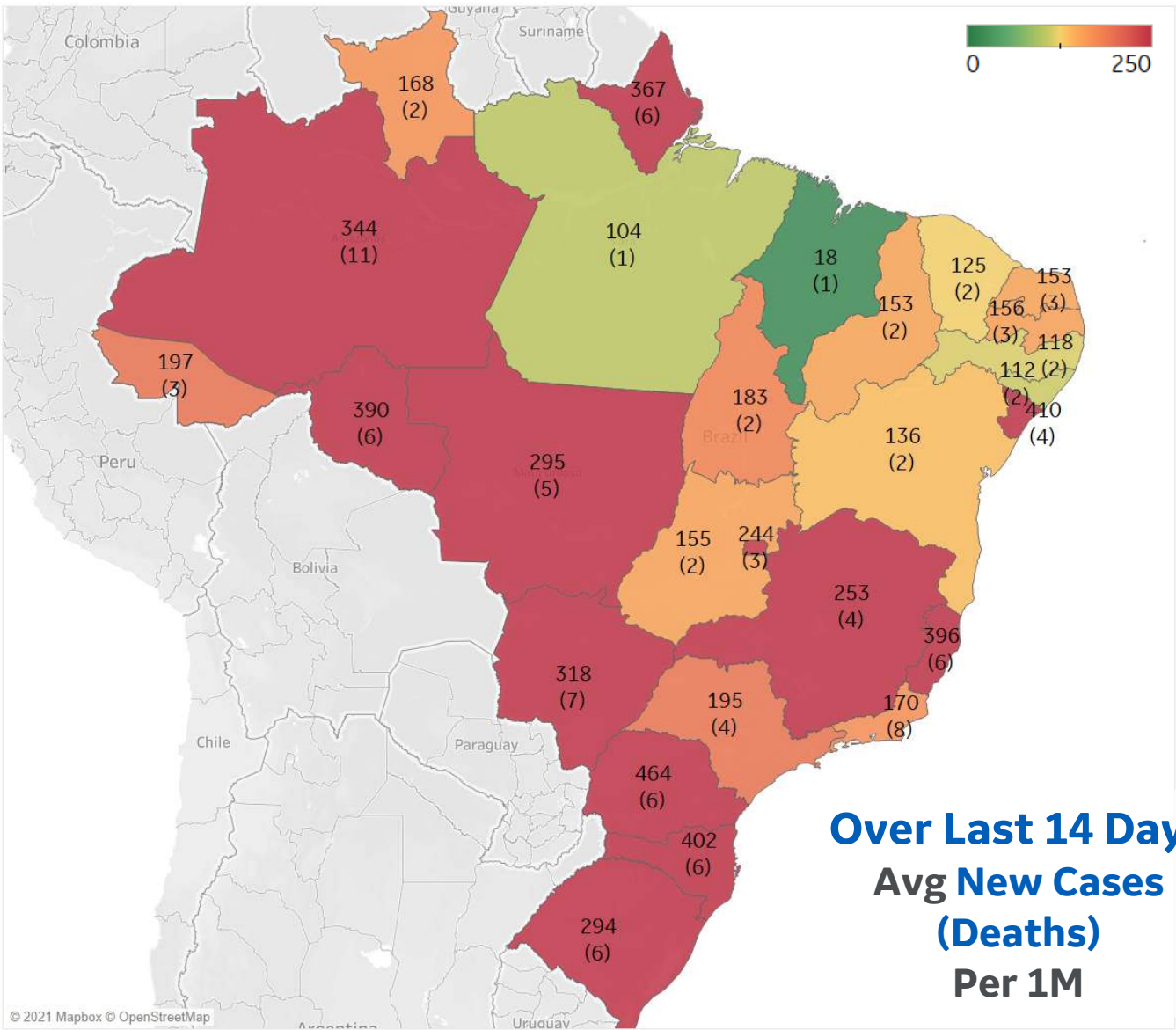
## Per 1M in Region

|              | Today   | Change |
|--------------|---------|--------|
| Active Cases | 3,310   | -0.4%  |
| Confirmed    | 287 new | +0.7%  |
| Deaths       | 6 new   | +0.6%  |
| Recovered    | 292 new | +0.9%  |

## Most Daily New Cases / 1M

|                  |     |
|------------------|-----|
| Paraná           | 464 |
| Sergipe          | 410 |
| Santa Catarina   | 402 |
| Espírito Santo   | 396 |
| Rondônia         | 390 |
| Amazonas         | 344 |
| MatoGrosso do .. | 318 |
| MatoGrosso       | 295 |
| Rio Grande do .. | 294 |
| Minas Gerais     | 253 |

\* Excludes regions with population < 1M



Over Last 14 Days  
Avg New Cases  
(Deaths)  
Per 1M



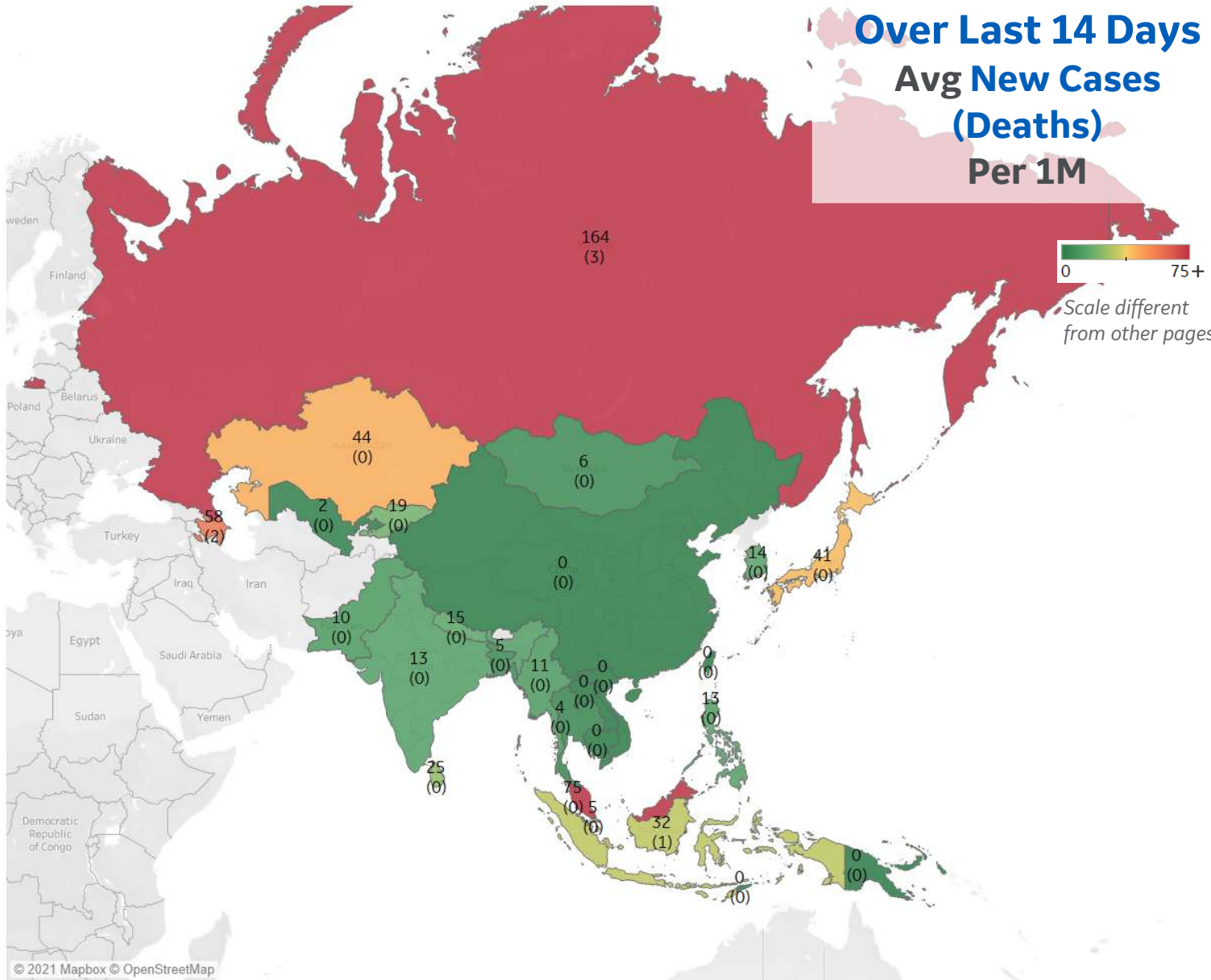
## Per 1M in Region

|              | Today   | Change |
|--------------|---------|--------|
| Active Cases | 272     | +0.1%  |
| Confirmed    | 16 new  | +0.4%  |
| Deaths       | 0.3 new | +0.5%  |
| Recovered    | 15 new  | +0.4%  |

## Most Daily New Cases / 1M

|             |     |
|-------------|-----|
| Russia      | 164 |
| Malaysia    | 75  |
| Azerbaijan  | 58  |
| Kazakhstan  | 44  |
| Japan       | 41  |
| Indonesia   | 32  |
| Sri Lanka   | 25  |
| Kyrgyzstan  | 19  |
| Nepal       | 15  |
| South Korea | 14  |

\* Excludes regions with population < 1M





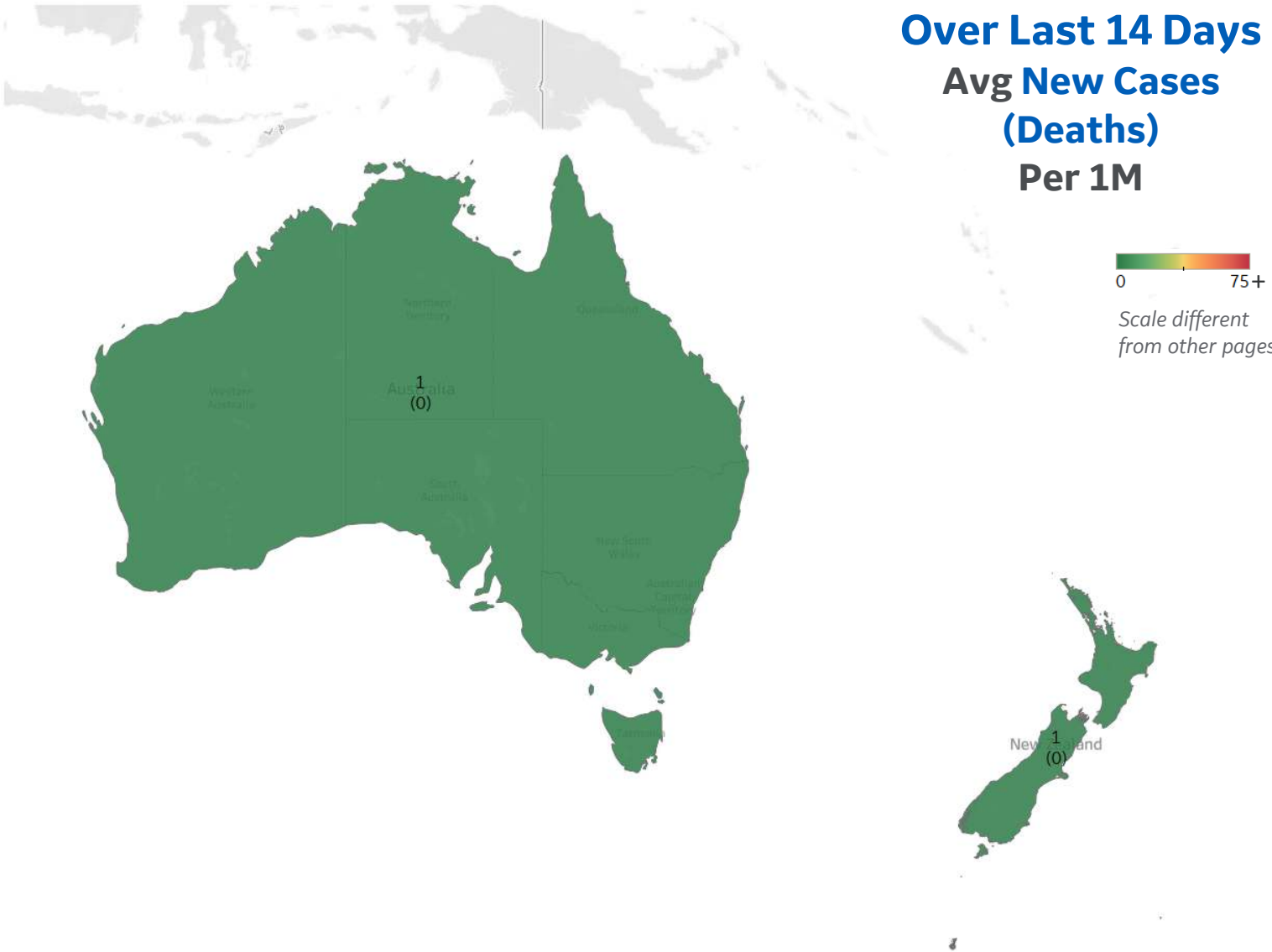


## Per 1M in Region

|              | Today | Change |
|--------------|-------|--------|
| Active Cases | 62    | +0%    |
| Confirmed    | 0 new | +0%    |
| Deaths       | 0 new | +0%    |
| Recovered    | 0 new | +0%    |

## Most Daily New Cases / 1M

|             |   |
|-------------|---|
| Australia   | 1 |
| New Zealand | 1 |





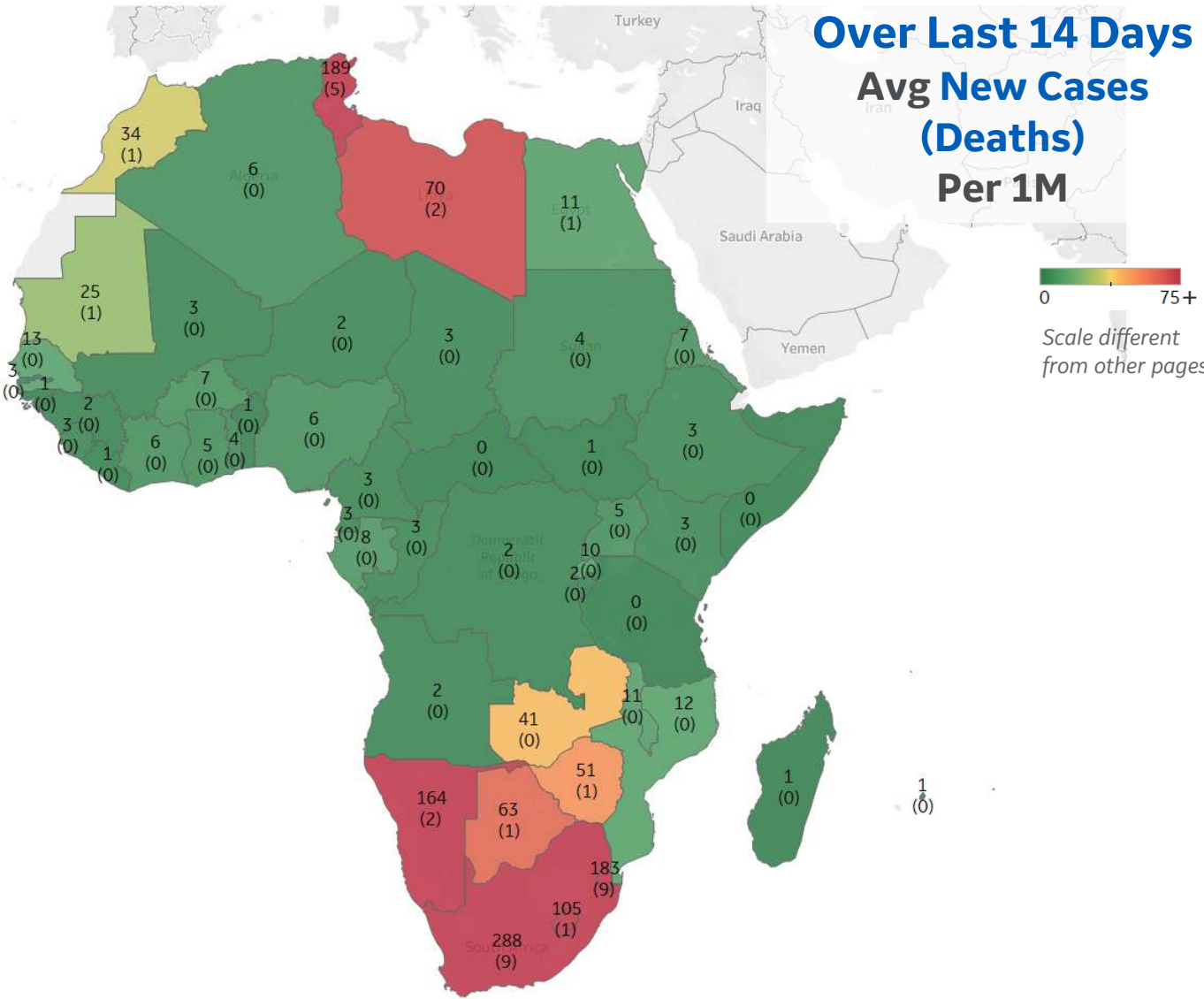
## Per 1M in Region

|              | Today   | Change |
|--------------|---------|--------|
| Active Cases | 377     | +2.3%  |
| Confirmed    | 27 new  | +1.2%  |
| Deaths       | 1.0 new | +1.6%  |
| Recovered    | 18 new  | +0.9%  |

## Most Daily New Cases / 1M

|              |     |
|--------------|-----|
| South Africa | 288 |
| Tunisia      | 189 |
| Eswatini     | 183 |
| Namibia      | 164 |
| Lesotho      | 105 |
| Libya        | 70  |
| Botswana     | 63  |
| Zimbabwe     | 51  |
| Zambia       | 41  |
| Morocco      | 34  |

\* Excludes regions with population < 1M





\*\* Per 1M = Per 1 Million Population unless otherwise noted

**Johns Hopkins Coronavirus Resource Center:**

<https://coronavirus.jhu.edu/map.html>

**Worldometer Coronavirus Reporting:**

<https://www.worldometers.info/coronavirus/>

**Public Health England:**

<https://www.gov.uk/government/publications/covid-19-track-coronavirus-cases>

**US Department of Homeland Security, Homeland Infrastructure Foundation-Level Data:**

<https://hifld-geoplatform.opendata.arcgis.com/datasets/hospitals>

**City of New York, NYC Health:**

<https://www1.nyc.gov/site/doh/covid/covid-19-data.page>

**Chicago Coronavirus Latest Data:**

<https://www.chicago.gov/city/en/sites/covid-19/home/latest-data.html>

**National Health Commission of the PRC:**

<http://www.nhc.gov.cn/xcs/yqtb/202003/bf66696029ba420098164607240074f8.shtml>

**Korean Centers for Disease Control and Prevention:**

[http://www.cdc.go.kr/cdc\\_eng/](http://www.cdc.go.kr/cdc_eng/)

**CDC, Severe Outcomes Among Patients with Coronavirus Disease 2019 (COVID-19):**

<https://www.cdc.gov/mmwr/volumes/69/wr/mm6912e2.htm>

**Italian Department of Civil Protection, COVID Monitoring:**

<http://opendatadpc.maps.arcgis.com/apps/opsdashboard/index.html#/b0c68bce2cce478eaac82fe38d4138b1>

**The COVID Tracking Project:**

<https://covidtracking.com/data/>

**UK Office for National Statistics:**

<https://www.ons.gov.uk/peoplepopulationandcommunity/birthsdeathsandmarriages/deaths/bulletins/deathsregisteredweeklyinenglandandwalesprovisional/weekending24april2020>

**COVID-19 Information for Switzerland:**

<https://www.corona-data.ch/>

**The COVID Tracking Project:**

<https://covidtracking.com/data/api>

**European Centre for Disease Prevention and Control:**

<https://www.ecdc.europa.eu/en/publications-data/download-data-hospital-and-icu-admission-rates-and-current-occupancy-covid-19>

Worldwide Survival Rate, last 30d calculation =

$$\frac{[(Total\ Confirmed - Total\ Confirmed\ 30d\ ago) - (Total\ Deaths - Total\ Deaths\ 30d\ ago)]}{(Total\ Confirmed - Total\ Confirmed\ 30d\ ago)}$$

**Provincial Health Services Authority of Canada. BC Center for Disease Control:**

<http://www.bccdc.ca/about/news-stories/stories/2020/information-on-novel-coronavirus>

**Secretary of Health, Mexico:**

<https://www.gob.mx/salud/en>

**OECD Economic Outlooks, Statistics:**

[https://www.oecd-ilibrary.org/economics/data/oecd-economic-outlook-statistics-and-projections\\_eo-data-en](https://www.oecd-ilibrary.org/economics/data/oecd-economic-outlook-statistics-and-projections_eo-data-en)

**Public Health Authority of Sweden:**

<https://www.folkhalsomyndigheten.se/smittskydd-beredskap/utbrott/aktuella-utbrott/covid-19/bekraftade-fall-i-sverige>

**CDC:**

<https://www.cdc.gov/covid-data-tracker/index.html#demographics>

**CDC Provisional COVID19 Deaths Counts**

<https://data.cdc.gov/NCHS/Provisional-COVID-19-Death-Counts-by-Sex-Age-and-S/9bhg-hcku>

**Canada Regional Data:**

<https://health-infobase.canada.ca/covid-19/epidemiological-summary-covid-19-cases.html#fn1>

**Canada Regional Populations (Q4 2019):**

<https://www150.statcan.gc.ca/t1/tbl1/en/tv.action?pid=1710000901>

**CDC COVID Data Tracker:**

<https://covid.cdc.gov/covid-data-tracker/#vaccinations>

**Oxford Government Response Tracker:**

<https://www.bsg.ox.ac.uk/research/research-projects/coronavirus-government-response-tracker>

**Bloomberg COVID Vaccine Tracker:**

<https://www.bloomberg.com/graphics/covid-vaccine-tracker-global-distribution/>

**UK Vaccinations:**

[https://raw.githubusercontent.com/owid/covid-19-data/master/public/data/vaccinations/country\\_data/United%20Kingdom.csv](https://raw.githubusercontent.com/owid/covid-19-data/master/public/data/vaccinations/country_data/United%20Kingdom.csv)

**UK Cases by Country:**

<https://coronavirus.data.gov.uk/>