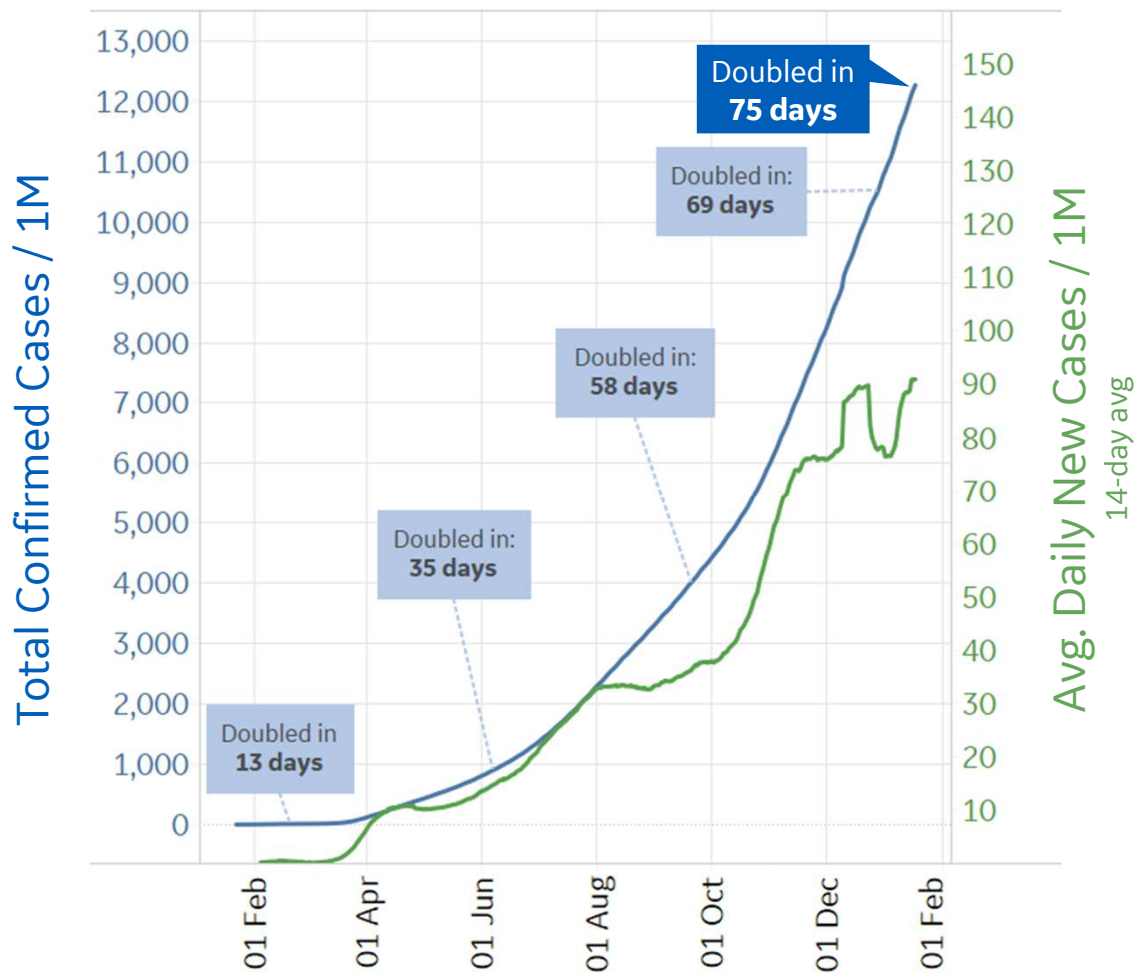




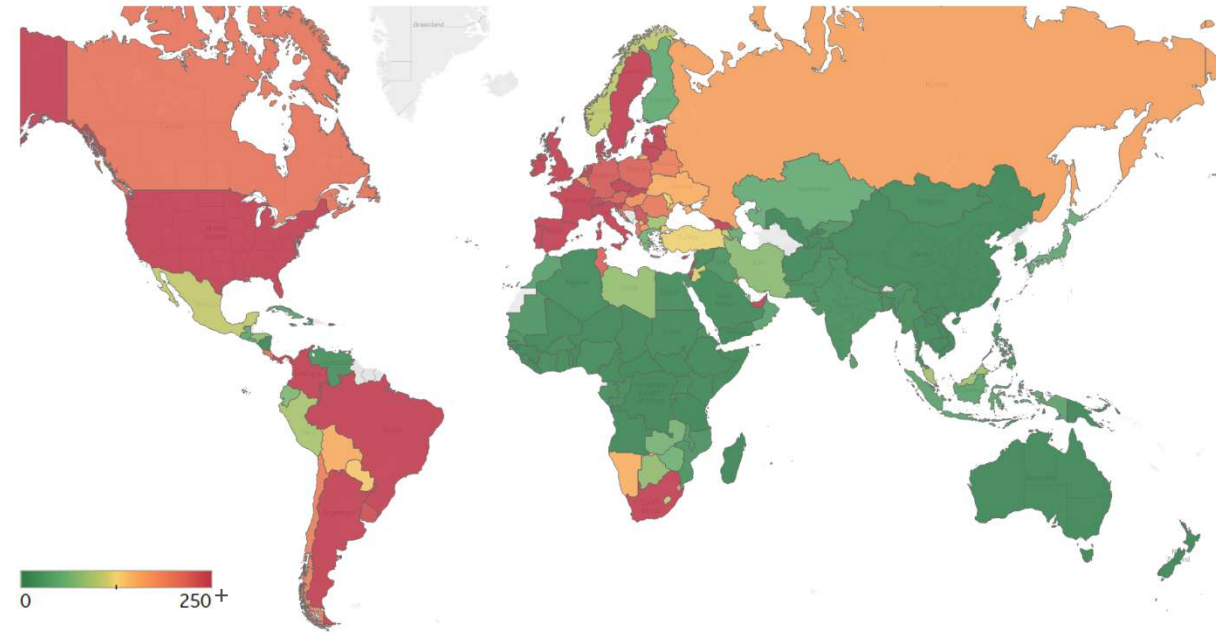
Global Confirmed & Active Cases

Trend since 22 Jan 2020



Avg. Daily New Cases / 1M

Over the last 14 days



Per 1M:	New Today	Change from 30 days ago
Active	29	+30%
Confirmed	71	+26%
Deaths	1	+21%
Recovered	41	+22%
	To Date	Last 30 Days
Worldwide Survival Rate	97.9%	98.2%

Worldwide Survival Rate = (Confirmed - Deaths) / (Confirmed) in a given time period



New Confirmed Cases & New Deaths

Key

World

North America

Europe

Middle East

Cent & South America

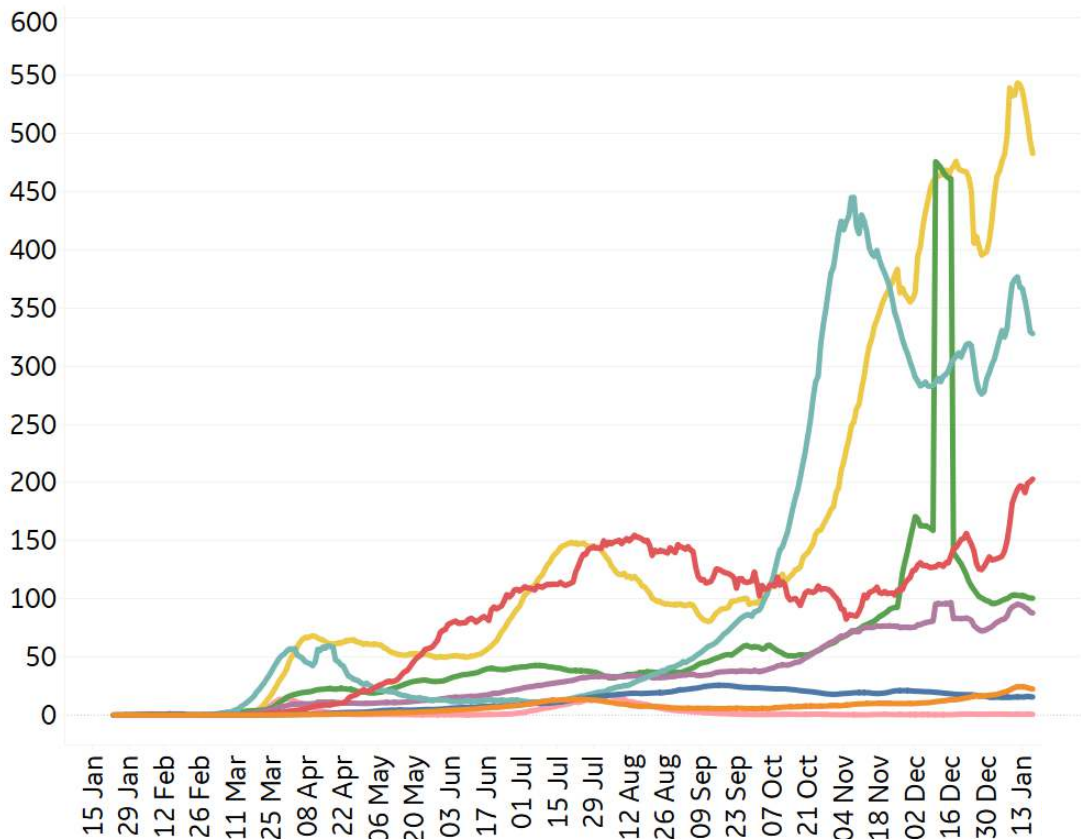
Asia

Africa

Oceania

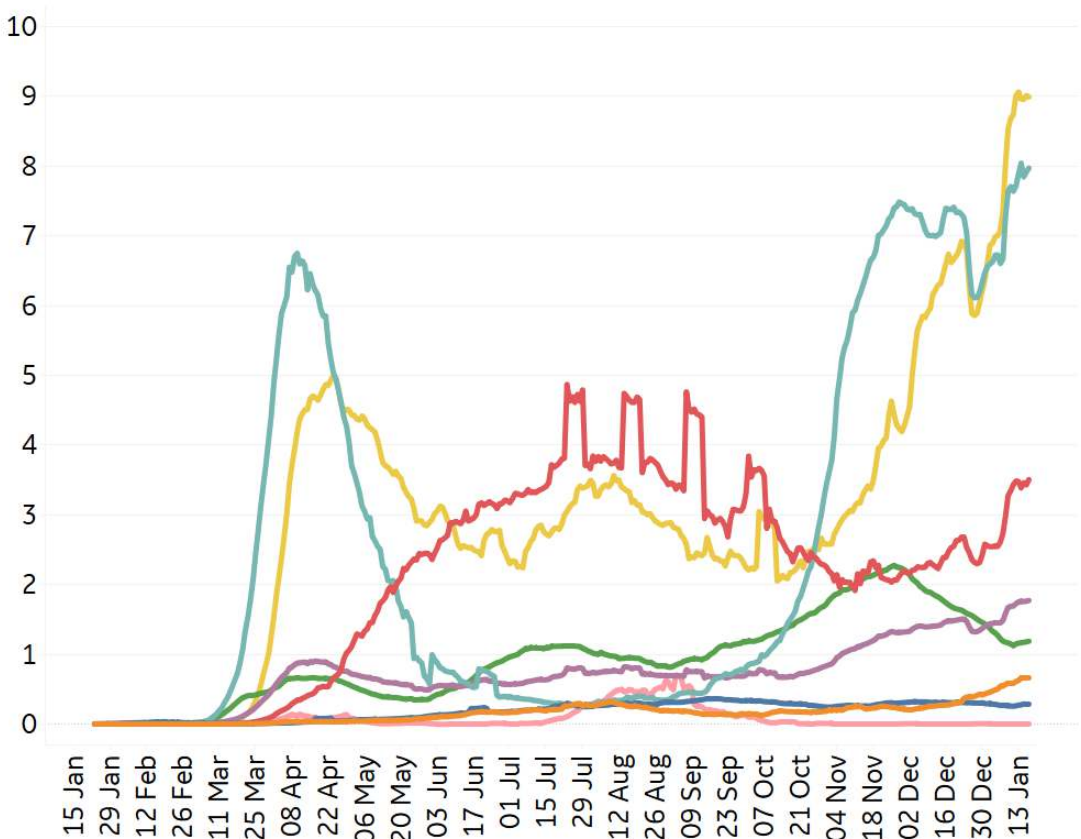
New Confirmed Cases / 1M

7-day rolling average



New Deaths / 1M

7-day rolling average



*Large jump in Middle East confirmed cases due to batched reporting of 823,225 new cases in **Turkey** on 10 Dec



Top 50 Countries: Per 1M



1 - 25

	Average over last 7 days		Total Since 22 Jan			Change from 14d Ago in 14 day avg of daily new	
	New Confirmed	New Deaths	Total Confirmed	Total Recovered	Total Deaths	Confirmed	Deaths
Belgium	180	4	58,573	N/A**	1,763	20%	-32%
Slovenia	676	13	71,731	58,688	1,530	25%	-16%
Italy	248	8	39,385	28,873	1,359	12%	5%
Bos. and Herz.	60	4	35,665	25,801	1,344	-39%	-45%
Czechia	774	16	83,029	67,832	1,339	28%	46%
UK	683	17	50,169	N/A**	1,317	21%	87%
North Macedo..	168	5	42,689	35,328	1,297	-14%	-28%
Bulgaria	68	7	30,484	22,555	1,221	-26%	-25%
US	659	10	72,316	N/A**	1,201	16%	36%
Peru	149	3	32,166	29,664	1,176	91%	35%
Hungary	142	10	36,420	23,665	1,174	-5%	-18%
Spain	617	4	48,170	3,216	1,140	147%	30%
Croatia	173	9	54,796	52,684	1,124	-33%	-39%
Panama	623	11	69,070	55,391	1,109	7%	13%
France	281	6	45,487	3,298	1,079	40%	17%
Sweden	481	13	51,834	N/A**	1,022	23%	117%
Armenia	118	3	55,543	51,556	1,010	-26%	-35%
Argentina	243	3	39,810	35,036	1,005	59%	15%
Switzerland	285	7	57,221	36,697	1,003	-11%	-17%
Brazil	257	5	39,933	35,327	987	52%	49%
Colombia	341	7	37,506	33,992	956	38%	34%
EU	307	8	39,996	19,274	952	24%	18%
Chile	209	3	35,040	32,775	914	58%	16%
Lithuania	412	13	61,535	38,272	898	-39%	29%
Romania	166	4	36,057	32,354	895	8%	-22%

26 - 50

	Average over last 7 days		Total Since 22 Jan			Change from 14d Ago in 14 day avg of daily new	
	New Confirmed	New Deaths	Total Confirmed	Total Recovered	Total Deaths	Confirmed	Deaths
Poland	189	8	37,932	31,214	881	1%	14%
Portugal	926	15	53,919	39,908	869	131%	77%
Moldova	123	4	37,892	35,486	806	-35%	-25%
Austria	207	6	43,722	40,995	786	4%	-22%
Netherlands	336	5	54,004	694	765	-30%	24%
Kosovo	161	3	30,267	26,701	764	27%	-25%
Georgia	307	6	62,119	58,406	735	-9%	-35%
Slovakia	396	15	40,905	30,939	636	-1%	52%
Ireland	727	8	34,980	4,732	528	217%	246%
Latvia	462	10	29,511	22,170	519	14%	24%
Ukraine	158	4	27,405	20,514	498	-21%	-12%
Costa Rica	184	3	36,157	27,752	474	25%	22%
Israel	996	6	63,738	53,956	463	65%	86%
Serbia	210	3	42,637	N/A**	429	-35%	-33%
Jordan	102	2	30,825	29,292	406	-30%	-28%
West Bank an..	145	4	33,274	30,451	376	-42%	-25%
Denmark	188	5	32,762	29,186	307	-41%	19%
Oman	33	0	25,808	24,295	296	37%	-15%
Turkey	103	2	28,304	26,831	285	-33%	-26%
Lebanon	701	6	37,040	22,422	279	104%	87%
Estonia	384	5	27,952	19,934	245	8%	16%
Kuwait	116	0	36,945	35,392	222	91%	-38%
Bahrain	172	0	57,363	55,417	212	29%	167%
Qatar	70	0	51,119	49,932	85	17%	-50%
Total World	88	2	12,269	6,754	262	19%	25%

*Change from 14d ago:
Compares 14d-avgs. of Daily New Cases/Deaths
today with 14d-avgs. from 14d ago

In the last 14 days, cases in **Belgium** increased 4.6% and deaths increased 4%

Top 50 countries selected by Cases / 1M
Sorted by Total Deaths / 1M
Excluded countries with population < 1M

N/A** due to inconsistent reporting of Recovered Cases



Top 50 Countries: Raw Volume

Updated 18 Jan 2021, 3:30 GMT

4

1 - 25

	Average over last 7 days		Total Since 22 Jan			Change from 14d Ago [*] in 14 day avg of daily new	
	New Confirmed	New Deaths	Total Confirmed	Total Recovered	Total Deaths	Confirmed	Deaths
EU	136,616	3,406	17,808,232	8,581,569	423,807	24%	18%
US	218,101	3,323	23,936,773	N/A**	397,600	16%	36%
Brazil	54,616	964	8,488,099	7,509,009	209,847	52%	49%
India	15,025	180	10,571,773	10,211,342	152,419	-19%	-28%
Mexico	15,341	1,000	1,641,428	1,223,108	140,704	50%	50%
UK	46,339	1,123	3,405,740	N/A**	89,429	21%	87%
Italy	14,969	489	2,381,277	1,745,726	82,177	12%	5%
France	18,318	362	2,969,091	215,269	70,422	40%	17%
Russia	23,381	520	3,530,379	2,929,255	64,601	-15%	-8%
Iran	6,286	90	1,330,411	1,119,137	56,803	2%	-34%
Spain	28,829	206	2,252,164	150,376	53,314	147%	30%
Colombia	17,359	360	1,908,413	1,729,633	48,631	38%	34%
Germany	17,246	852	2,050,129	1,709,540	46,901	-1%	44%
Argentina	11,004	130	1,799,243	1,583,465	45,407	59%	15%
Peru	4,912	103	1,060,567	978,072	38,770	91%	35%
South Africa	15,190	563	1,337,926	1,098,441	37,105	33%	54%
Poland	7,151	309	1,435,582	1,181,326	33,355	1%	14%
Indonesia	11,415	265	907,929	736,460	25,987	42%	14%
Turkey	8,692	170	2,387,101	2,262,864	23,997	-33%	-26%
Ukraine	6,892	161	1,198,512	897,136	21,767	-21%	-12%
Belgium	2,082	51	678,839	N/A**	20,435	20%	-32%
Canada	6,939	152	713,181	621,857	18,024	14%	31%
Chile	3,987	54	669,832	626,528	17,477	58%	16%
Romania	3,194	81	693,644	622,414	17,221	8%	-22%
Czechia	8,285	175	889,159	726,409	14,338	28%	46%

26 - 50

	Average over last 7 days		Total Since 22 Jan			Change from 14d Ago [*] in 14 day avg of daily new	
	New Confirmed	New Deaths	Total Confirmed	Total Recovered	Total Deaths	Confirmed	Deaths
Ecuador	1,487	20	231,482	199,332	14,319	102%	134%
Netherlands	5,751	92	925,355	11,890	13,107	-30%	24%
Iraq	756	7	608,232	569,429	12,944	-23%	-20%
Hungary	1,370	99	351,828	228,615	11,341	-5%	-18%
Pakistan	2,417	46	521,211	475,228	10,997	11%	-32%
Sweden	4,859	127	523,486	N/A**	10,323	23%	117%
Philippines	1,841	70	500,577	465,991	9,895	26%	106%
Portugal	9,445	151	549,801	406,929	8,861	131%	77%
Switzerland	2,464	59	495,228	317,600	8,682	-11%	-17%
Morocco	1,020	28	459,671	434,925	7,942	-36%	-13%
Bangladesh	740	18	527,632	472,437	7,906	-24%	-19%
Austria	1,865	51	393,778	369,218	7,082	4%	-22%
Saudi Arabia	160	5	364,929	356,687	6,323	-9%	-38%
Panama	2,689	47	298,019	238,999	4,787	7%	13%
Japan	5,985	65	330,715	248,332	4,305	86%	36%
Jordan	1,044	17	314,514	298,868	4,145	-30%	-28%
Israel	8,624	48	551,689	467,017	4,005	65%	86%
Serbia	1,835	24	372,533	N/A**	3,750	-35%	-33%
Azerbaijan	375	14	227,273	215,268	3,009	-61%	-47%
Georgia	1,225	23	247,805	232,993	2,933	-9%	-35%
Nepal	363	6	267,322	261,444	1,959	-32%	-10%
Lebanon	4,788	43	252,812	153,038	1,906	104%	87%
Belarus	1,894	9	225,461	209,208	1,582	-4%	3%
UAE	3,240	5	253,261	225,374	745	104%	57%
Total World	680,364	13,718	95,045,634	52,318,440	2,030,831	19%	25%

^{*}Change from 14d ago:
Compares 14d-avgs. of Daily New Cases/Deaths
today with 14d-avgs. from 14d ago

Global confirmed cases have reached over 95M, while deaths are just over 2M.
The current **Global case fatality rate** stands at 2.1%

Top 50 countries selected by Total Cases
Sorted by Raw Total Deaths
Excluded countries with population < 1M

N/A** due to inconsistent reporting of Recovered Cases



United States: Per 1M



1 - 25

	Average over last 7 days		Total Since 22 Jan			Change from 14d Ago* in 14 day avg of daily new	
	New Confirmed	New Deaths	Total Confirmed	Total Recovered	Total Deaths	Confirmed	Deaths
New Jersey	682	9	70,616	6,998	2,301	19%	21%
New York	786	10	63,873	5,958	2,107	31%	30%
Massachusetts	774	10	68,210	47,037	1,981	29%	17%
Rhode Island	921	12	98,591	5,880	1,893	63%	50%
South Dakota	359	11	119,305	112,163	1,872	-14%	-6%
Mississippi	643	17	84,833	66,827	1,855	10%	41%
Connecticut	698	11	62,666	2,749	1,850	22%	-4%
North Dakota	215	9	125,796	122,064	1,845	-6%	3%
Louisiana	681	10	79,371	64,235	1,765	37%	35%
Illinois	452	9	84,347	N/A	1,582	12%	-10%
Arizona	1,086	22	92,583	12,585	1,548	14%	102%
Pennsylvania	526	17	60,224	45,223	1,504	0%	26%
Michigan	275	7	58,255	44,299	1,469	4%	11%
Arkansas	761	13	89,851	80,166	1,429	18%	10%
New Mexico	510	12	78,040	41,067	1,398	5%	0%
Indiana	564	7	87,670	55,908	1,383	4%	-22%
Iowa	383	8	96,718	84,284	1,370	18%	5%
Alabama	603	23	86,188	45,269	1,248	2%	158%
Tennessee	658	13	100,352	89,439	1,229	-13%	43%
Nevada	603	14	84,922	N/A	1,227	8%	49%
S. Carolina	934	12	75,394	33,932	1,211	38%	44%
DC	417	7	47,965	33,236	1,204	29%	-2%
Kansas	675	17	88,680	1,764	1,198	6%	16%
Georgia	793	11	76,854	N/A	1,158	21%	129%
Texas	783	10	73,359	57,856	1,124	40%	67%

26 - 51

	Average over last 7 days		Total Since 22 Jan			Change from 14d Ago* in 14 day avg of daily new	
	New Confirmed	New Deaths	Total Confirmed	Total Recovered	Total Deaths	Confirmed	Deaths
Florida	627	8	73,158	N/A	1,124	26%	52%
Maryland	467	7	53,996	1,564	1,086	19%	5%
Minnesota	248	6	79,151	75,797	1,063	11%	-13%
Missouri	341	8	73,219	N/A	1,054	-4%	11%
Delaware	737	6	72,188	19,359	1,043	22%	26%
Montana	410	5	83,640	77,803	1,022	35%	12%
Wisconsin	439	8	97,582	84,165	1,014	25%	25%
West Virginia	607	15	60,721	44,744	991	-5%	61%
Nebraska	440	6	94,074	64,600	950	3%	-11%
Colorado	343	4	65,115	3,448	934	4%	-21%
Wyoming	625	8	85,291	80,897	902	40%	-3%
Idaho	471	6	87,044	39,582	899	4%	-5%
Ohio	607	7	70,729	58,025	873	7%	9%
California	990	13	75,717	N/A	851	4%	76%
N. Carolina	701	7	64,324	49,721	771	28%	71%
Oklahoma	853	8	89,710	78,819	755	18%	31%
Kentucky	737	7	73,119	9,074	700	44%	24%
New Hampshire	553	7	41,821	36,437	686	5%	23%
Virginia	677	6	51,468	4,133	671	33%	28%
Washington	344	4	38,075	N/A	513	5%	25%
Utah	795	5	101,011	82,675	466	24%	32%
Oregon	255	7	31,582	1,392	427	4%	89%
Maine	453	8	24,966	8,919	380	20%	127%
Alaska	336	1	70,998	9,794	313	-9%	-55%
Vermont	250	2	16,117	10,768	261	68%	-21%
Hawaii	102	1	17,371	8,446	227	33%	357%

*Change from 14d ago:
Compares 14d-avgs. of Daily New Cases/Deaths
today with 14d-avgs. from 14d ago

Today, confirmed cases in **Tennessee** have reached over 100K per 1M

Sorted by Total Deaths / 1M

N/As due to states revising and updating case counts



United States: Raw Volume



1 - 25

	Average over last 7 days		Total Since 22 Jan			Change from 14d Ago* in 14 day avg of daily new	
	New Confirmed	New Deaths	Total Confirmed	Total Recovered	Total Deaths	Confirmed	Deaths
New York	15,281	194	1,242,561	115,901	40,993	31%	30%
California	39,124	516	2,991,731	N/A	33,615	4%	76%
Texas	22,703	303	2,127,111	1,677,588	32,600	40%	67%
Florida	13,467	175	1,571,279	N/A	24,137	26%	52%
New Jersey	6,056	84	627,221	62,155	20,439	19%	21%
Illinois	5,726	108	1,068,829	N/A	20,050	12%	-10%
Pennsylvania	6,731	220	770,985	578,950	19,255	0%	26%
Michigan	2,747	75	581,785	442,408	14,669	4%	11%
Massachusetts	5,336	72	470,140	324,203	13,652	29%	17%
Georgia	8,421	120	815,995	N/A	12,296	21%	129%
Arizona	7,905	161	673,882	91,604	11,266	14%	102%
Ohio	7,098	82	826,754	678,264	10,200	7%	9%
Indiana	3,794	46	590,211	376,384	9,310	4%	-22%
Tennessee	4,493	87	685,321	610,796	8,391	-13%	43%
Louisiana	3,164	47	368,980	298,614	8,203	37%	35%
N. Carolina	7,350	74	674,637	521,475	8,083	28%	71%
Connecticut	2,490	39	223,422	9,800	6,594	22%	-4%
Maryland	2,824	42	326,445	9,454	6,567	19%	5%
Missouri	2,095	48	449,379	N/A	6,468	-4%	11%
S. Carolina	4,808	61	388,184	174,706	6,237	38%	44%
Alabama	2,957	112	422,598	221,961	6,120	2%	158%
Minnesota	1,401	31	446,380	427,468	5,995	11%	-13%
Wisconsin	2,558	48	568,166	490,043	5,906	25%	25%
Virginia	5,778	49	439,305	35,276	5,729	33%	28%
Mississippi	1,913	51	252,475	198,888	5,521	10%	41%

26 - 51

	Average over last 7 days		Total Since 22 Jan			Change from 14d Ago* in 14 day avg of daily new	
	New Confirmed	New Deaths	Total Confirmed	Total Recovered	Total Deaths	Confirmed	Deaths
Colorado	1,976	24	374,981	19,858	5,379	4%	-21%
Iowa	1,210	26	305,151	265,923	4,323	18%	5%
Arkansas	2,297	38	271,154	241,926	4,311	18%	10%
Washington	2,621	29	289,939	N/A	3,903	5%	25%
Nevada	1,858	45	261,573	N/A	3,779	8%	49%
Kansas	1,967	50	258,354	5,138	3,489	6%	16%
Kentucky	3,293	32	326,674	40,541	3,127	44%	24%
Oklahoma	3,374	32	354,979	311,883	2,987	18%	31%
New Mexico	1,069	26	163,637	86,110	2,932	5%	0%
Rhode Island	976	13	104,443	6,229	2,005	63%	50%
Nebraska	850	11	181,978	124,963	1,837	3%	-11%
Oregon	1,075	28	133,205	5,870	1,800	4%	89%
West Virginia	1,087	28	108,821	80,187	1,776	-5%	61%
South Dakota	318	10	105,544	99,226	1,656	-14%	-6%
Idaho	841	10	155,554	70,736	1,607	4%	-5%
Utah	2,548	14	323,837	265,051	1,493	24%	32%
North Dakota	164	7	95,864	93,020	1,406	-6%	3%
Montana	438	5	89,393	83,154	1,092	35%	12%
Delaware	717	6	70,294	18,851	1,016	22%	26%
New Hampshire	752	9	56,864	49,544	933	5%	23%
DC	294	5	33,851	23,456	850	29%	-2%
Wyoming	362	5	49,363	46,820	522	40%	-3%
Maine	609	11	33,559	11,989	511	20%	127%
Hawaii	144	2	24,595	11,958	321	33%	357%
Alaska	246	1	51,938	7,165	229	-9%	-55%
Vermont	156	1	10,057	6,719	163	68%	-21%

*Change from 14d ago:
Compares 14d-avgs. of Daily New Cases/Deaths
today with 14d-avgs. from 14d ago

Illinois has over 1M confirmed cases, ranking 5th in the country for most confirmed cases

Sorted by Raw Total Deaths

N/As due to states revising and updating case counts



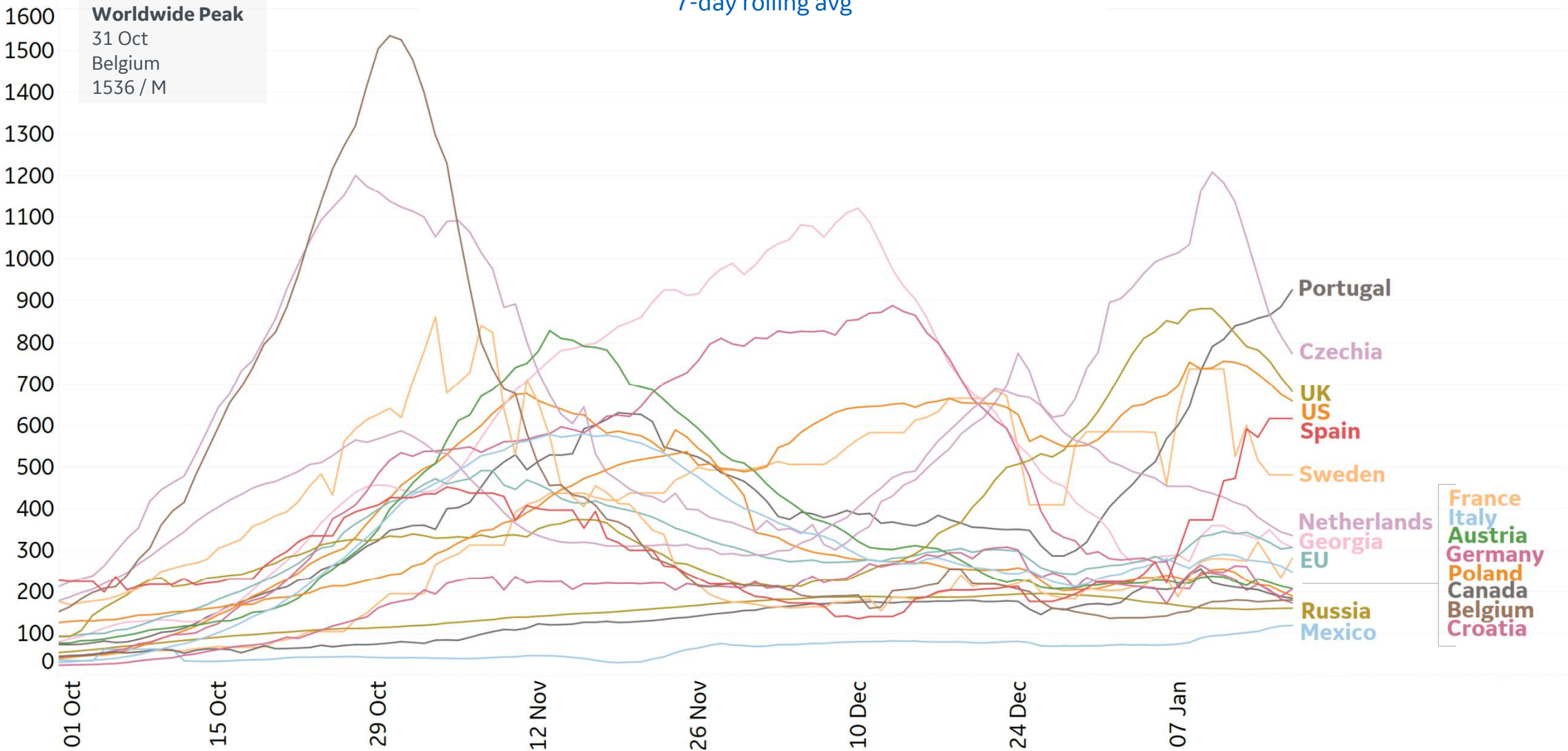
New Confirmed Cases in Select Countries

Updated 18 Jan 2021, 3:30 GMT

7

Daily New Confirmed Cases / 1M

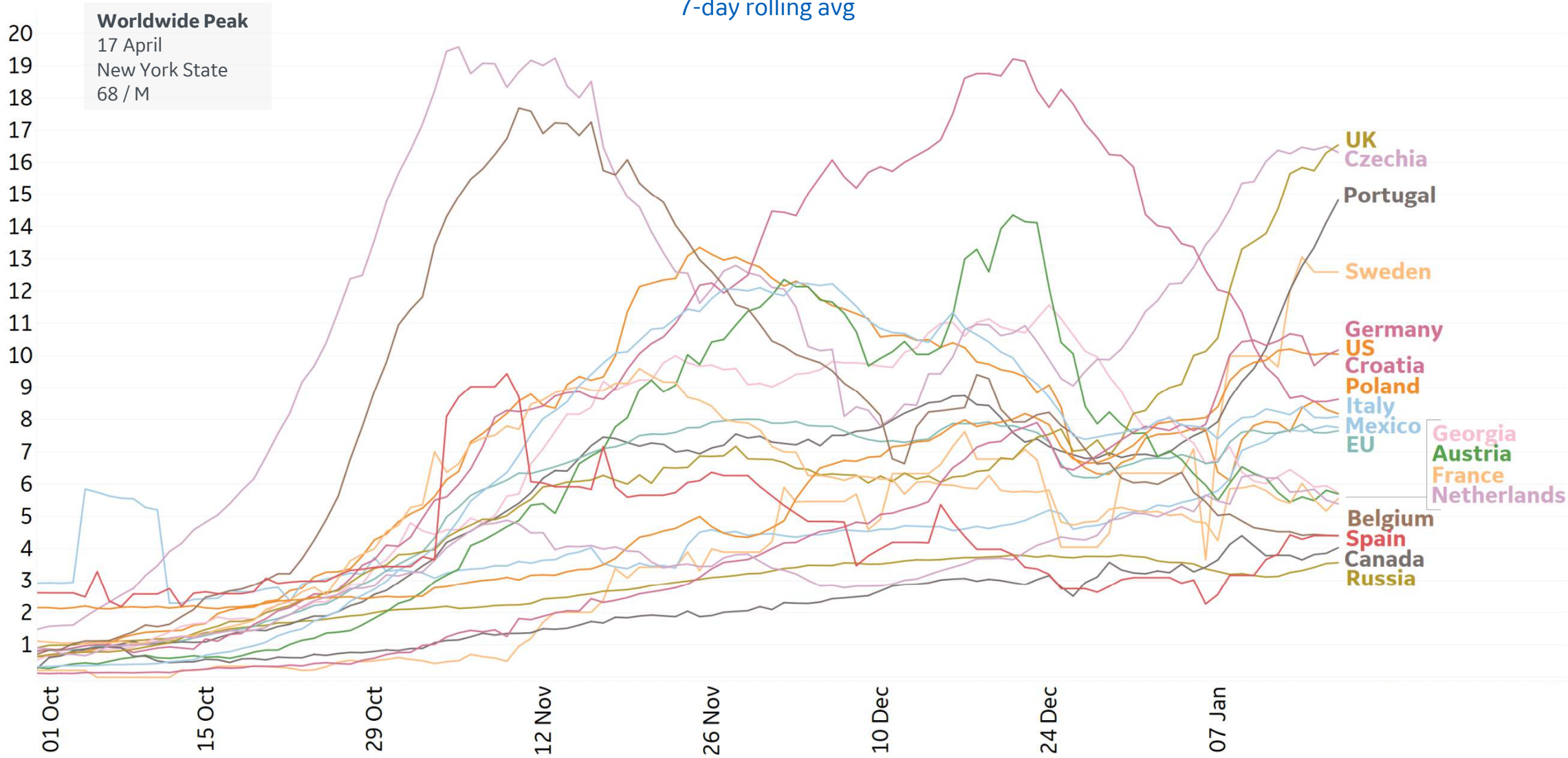
7-day rolling avg





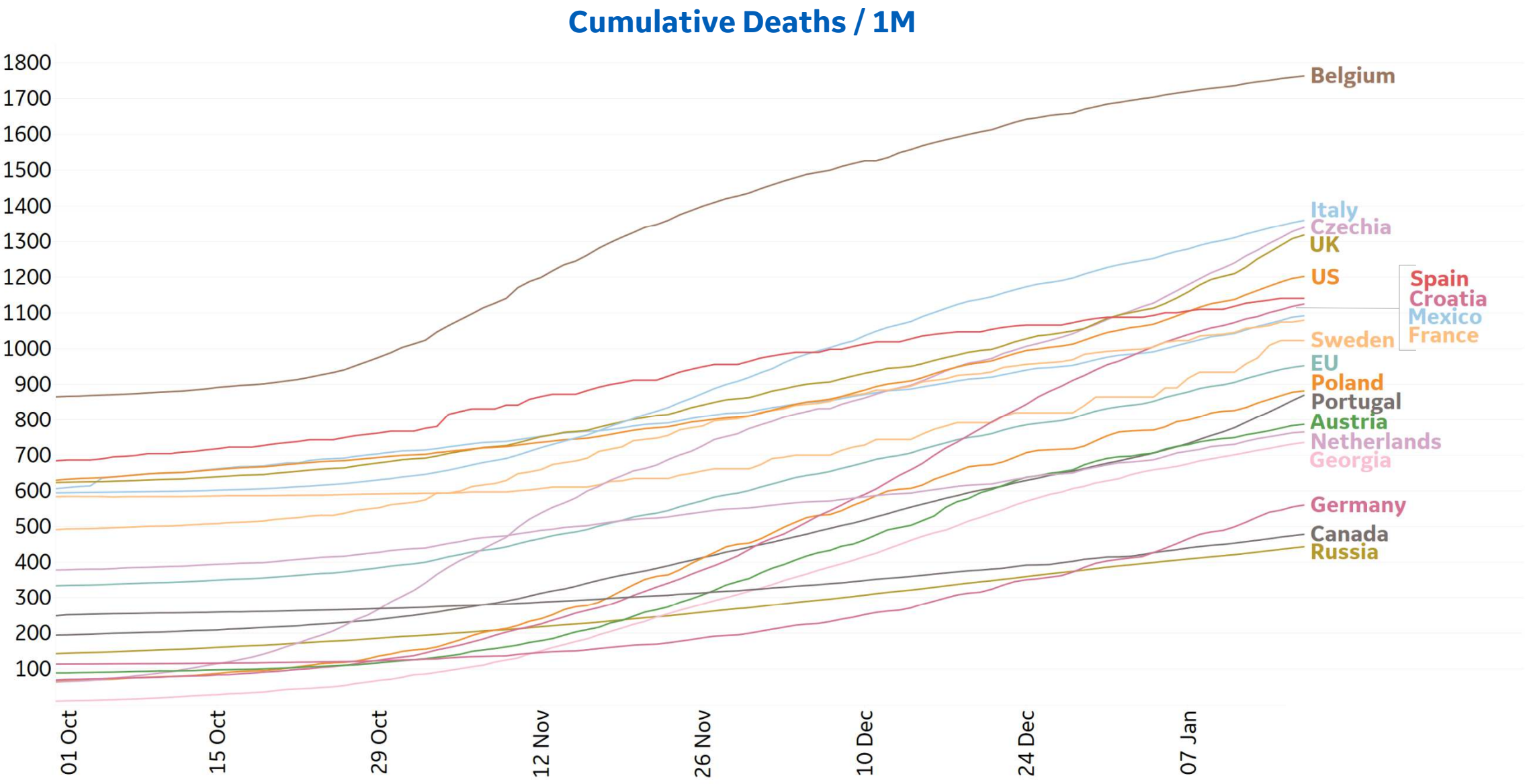
New Deaths in Select Countries

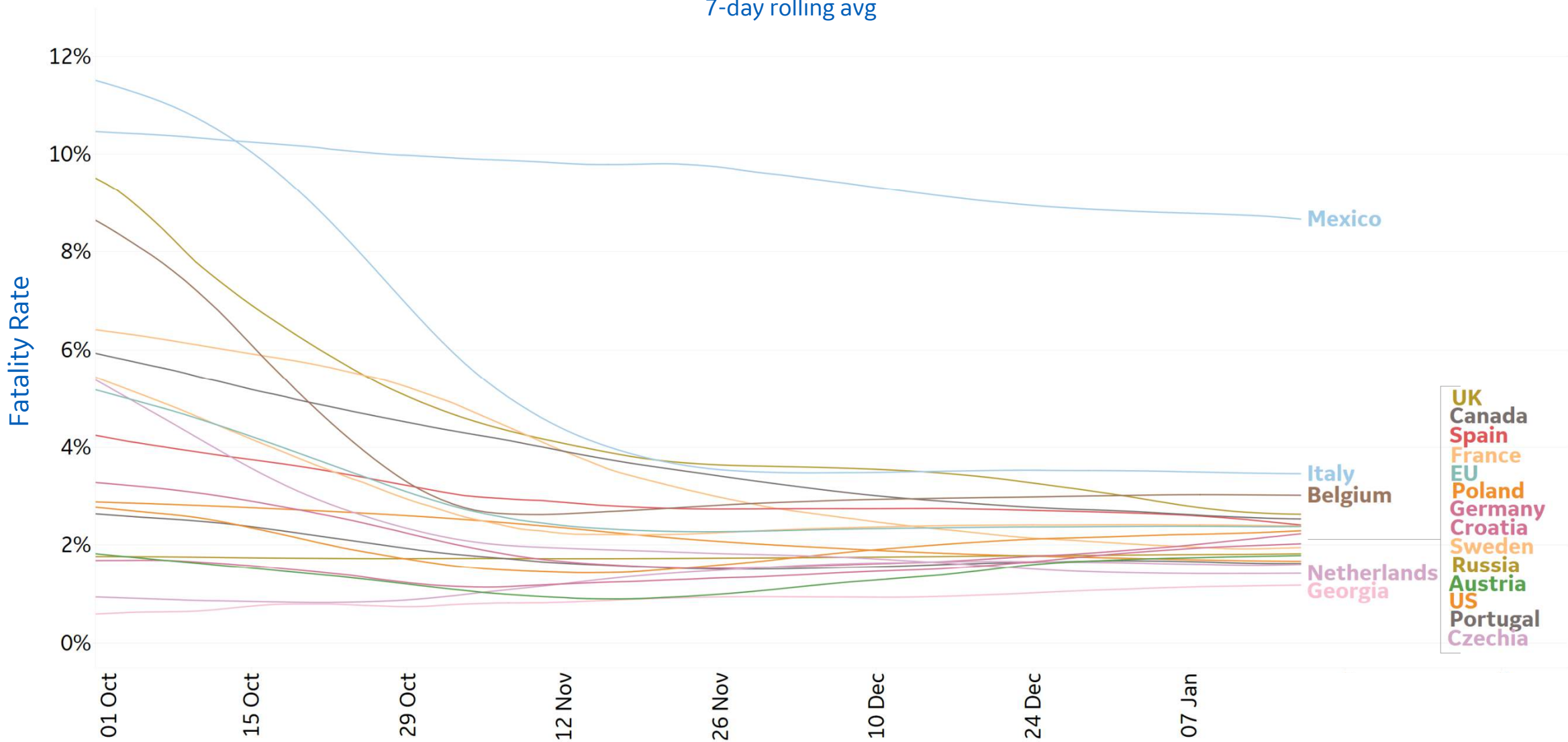
Daily New Deaths / 1M
7-day rolling avg





Cumulative Deaths in Select Countries

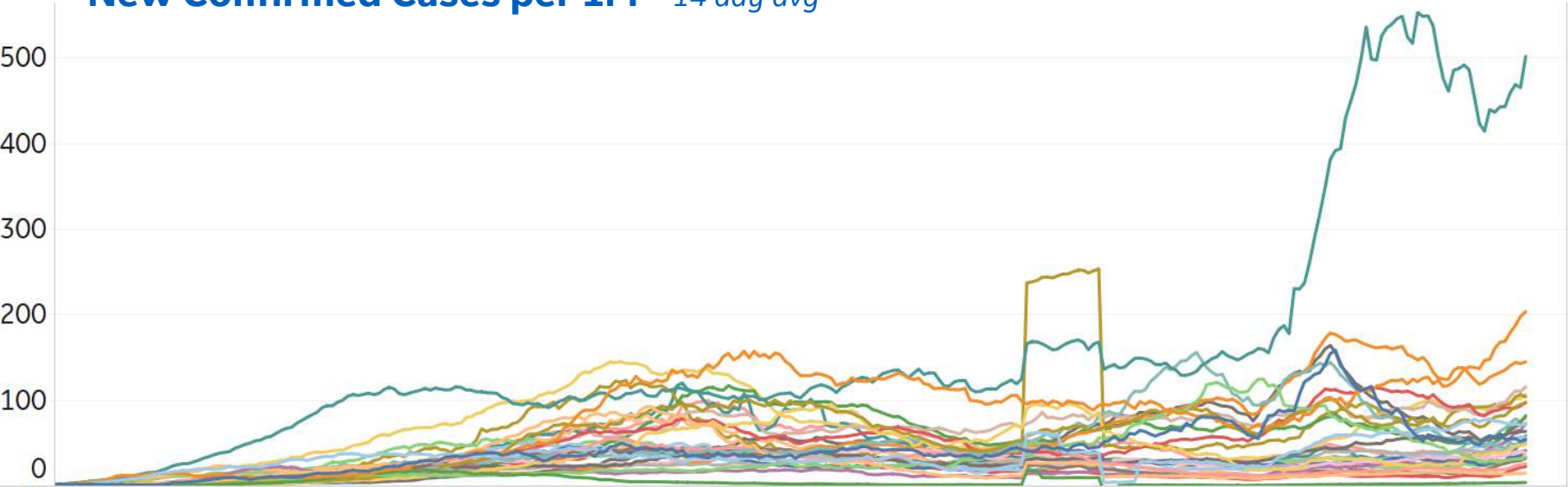




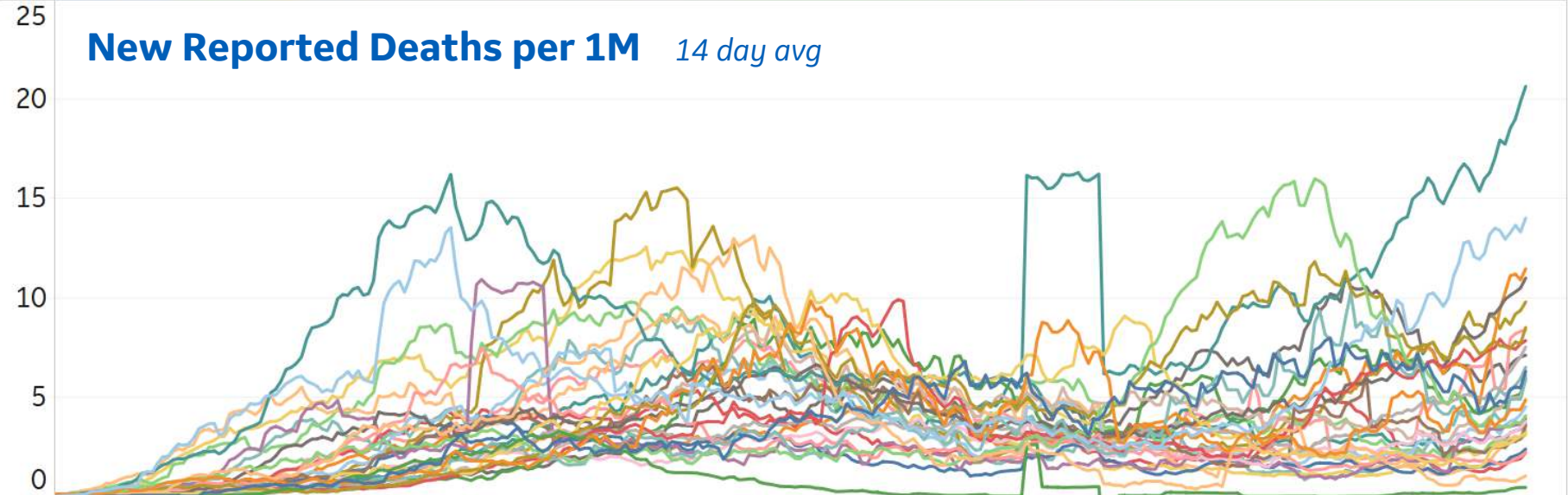


Feature: Mexico

New Confirmed Cases per 1M 14 day avg



New Reported Deaths per 1M 14 day avg



472,142

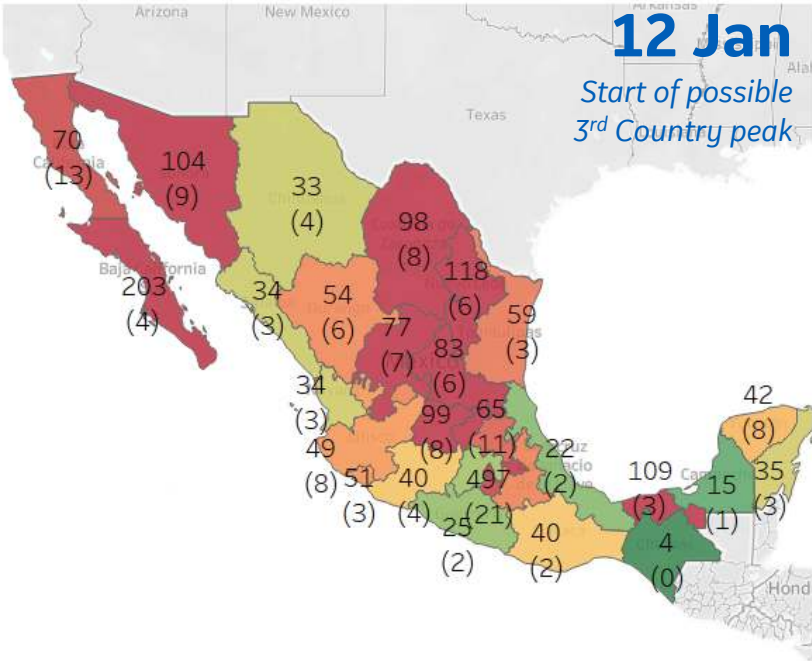
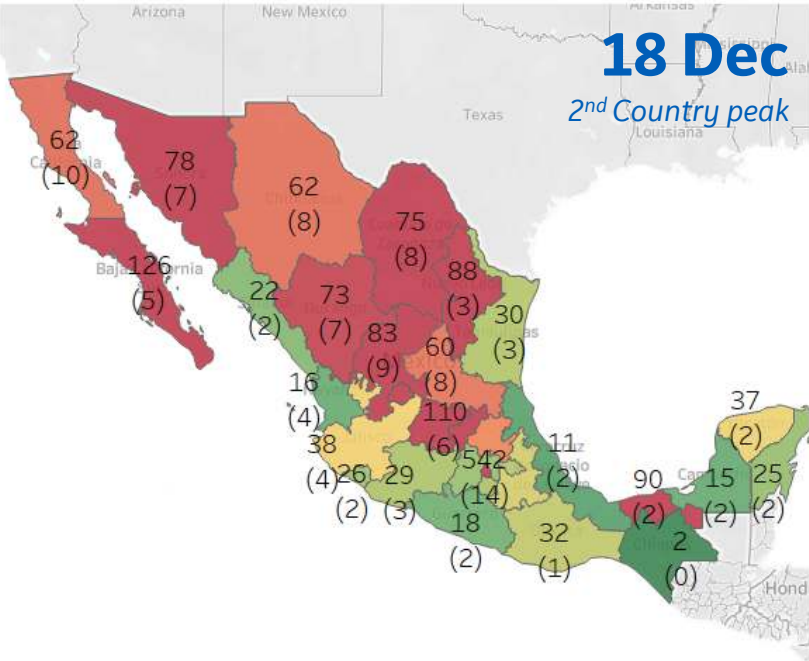
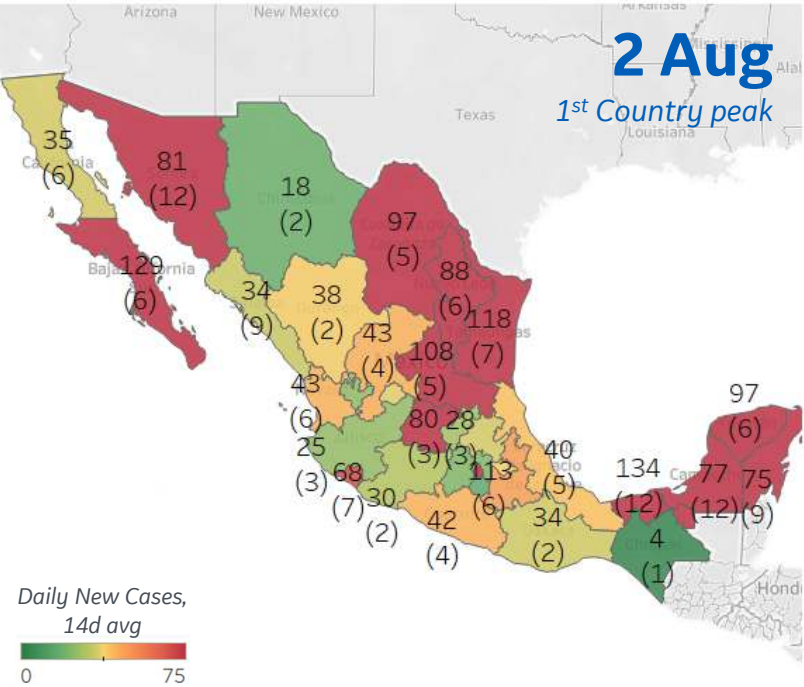
total vaccinations administered
thru 17 Jan
(2,662 per 1M)

As of 12 Jan	Cases/1M	Deaths/1M
Distrito Federal	48,834	2,643
Baja California Sur	24,290	999
Tabasco	18,610	1,308
Sonora	18,131	1,462
Coahuila	16,412	1,405
Nuevo León	16,263	994
Querétaro	16,013	1,020
San Luis Potosí	14,980	1,126
Guanajuato	14,431	942
Durango	14,180	872
Zacatecas	13,476	1,128
Aguascalientes	12,545	1,046
Yucatán	12,362	1,133
Nacional	12,176	1,062
Tamaulipas	11,483	956
Colima	10,841	1,123
Baja California	10,206	1,657
Chihuahua	9,941	1,205
Quintana Roo	9,538	1,205
Sinaloa	8,866	1,375
Hidalgo	8,420	1,221
Puebla	8,025	920
Tlaxcala	8,025	1,043
Campeche	7,641	979
Michoacán	7,348	602
Guerrero	7,283	736
Oaxaca	7,219	521
Jalisco	6,761	801
Nayarit	6,487	899
México	5,497	901
Morelos	5,450	732
Veracruz	5,204	754
Chiapas	1,420	201



Feature: Mexico

14-day Average Daily New Cases per 1M





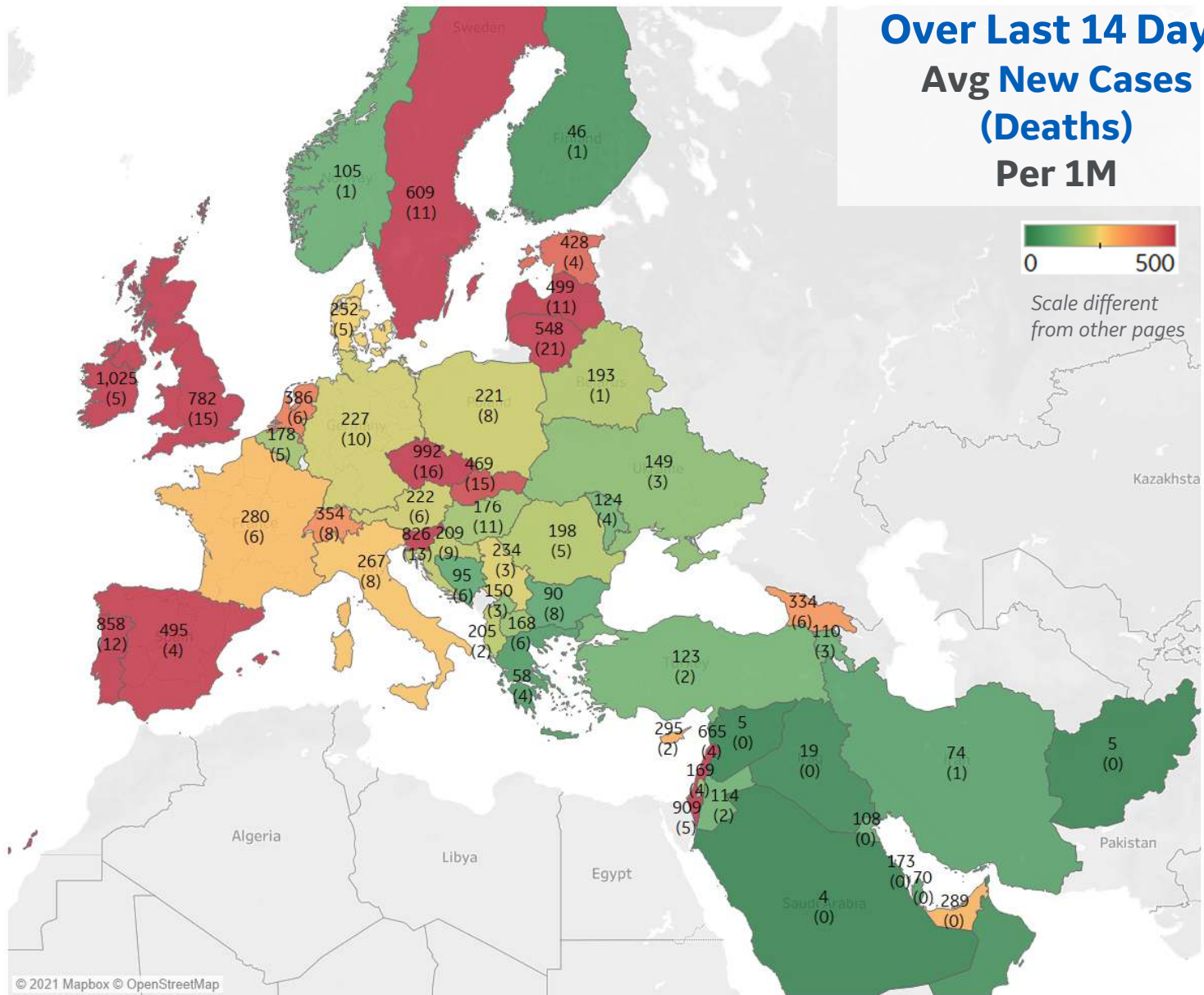
Per 1M in Region

	Today	Change
Active Cases	14,124	+0.4%
Confirmed	193 new	+0.6%
Deaths	3 new	+0.5%
Recovered	139 new	+0.8%

Most Daily New Cases / 1M

Ireland	1,025
Czechia	992
Israel	909
Portugal	858
Slovenia	826
UK	782
Lebanon	665
Sweden	609
Lithuania	548
Latvia	499

* Excludes regions with population < 1M





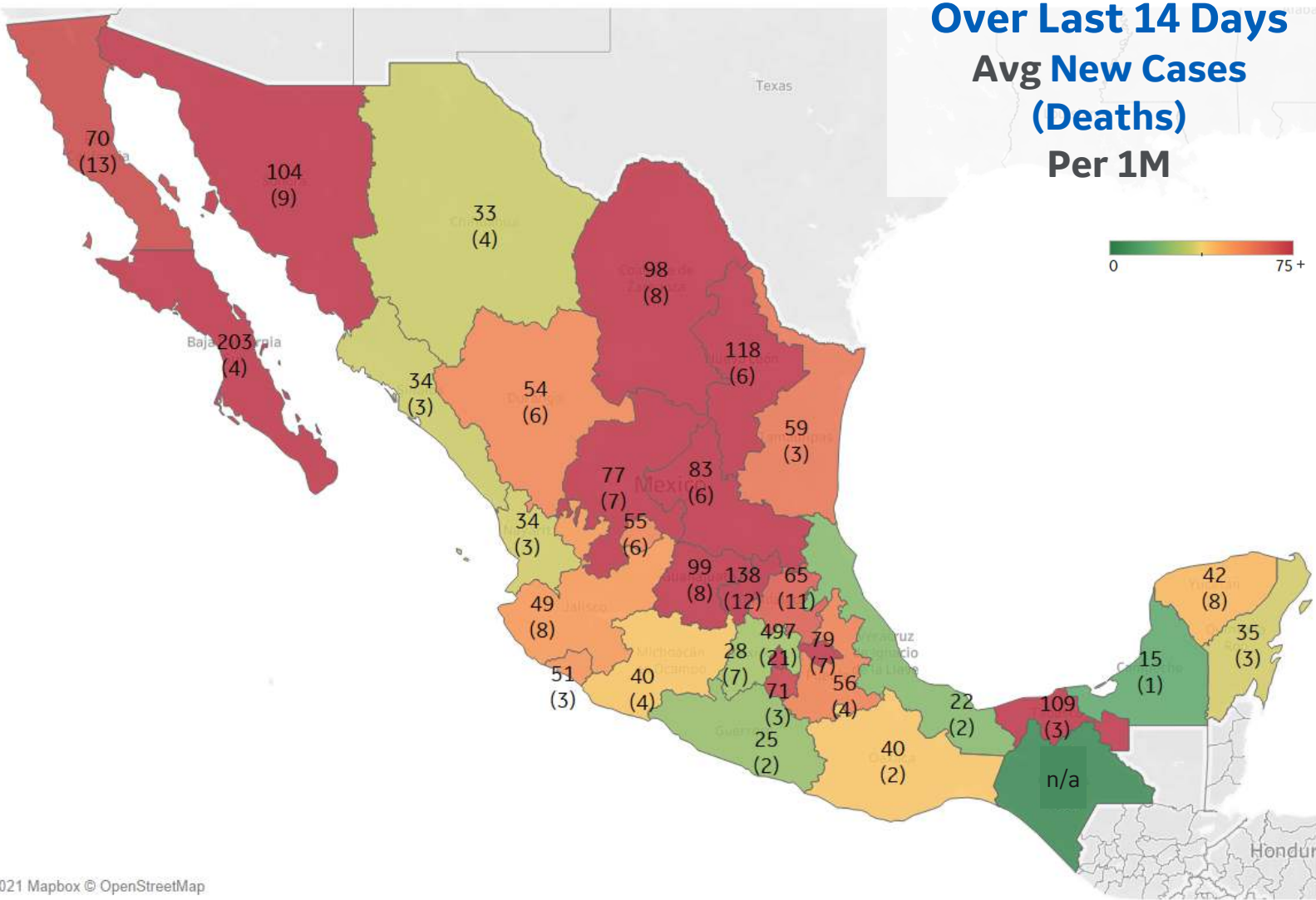
Mexico

Per 1M in Region

	Today	Change
Active Cases	2,153	+0%
Confirmed	87 new	+0.7%
Deaths	4 new	+0.3%
Recovered	83 new	+0.9%

Most Daily New Cases / 1M

Distrito Federal	497
Baja California Sur	203
Querétaro	138
Nuevo León	118
Tabasco	109
Sonora	104
Guanajuato	99
Coahuila	98
Nacional	86
San Luis Potosí	83

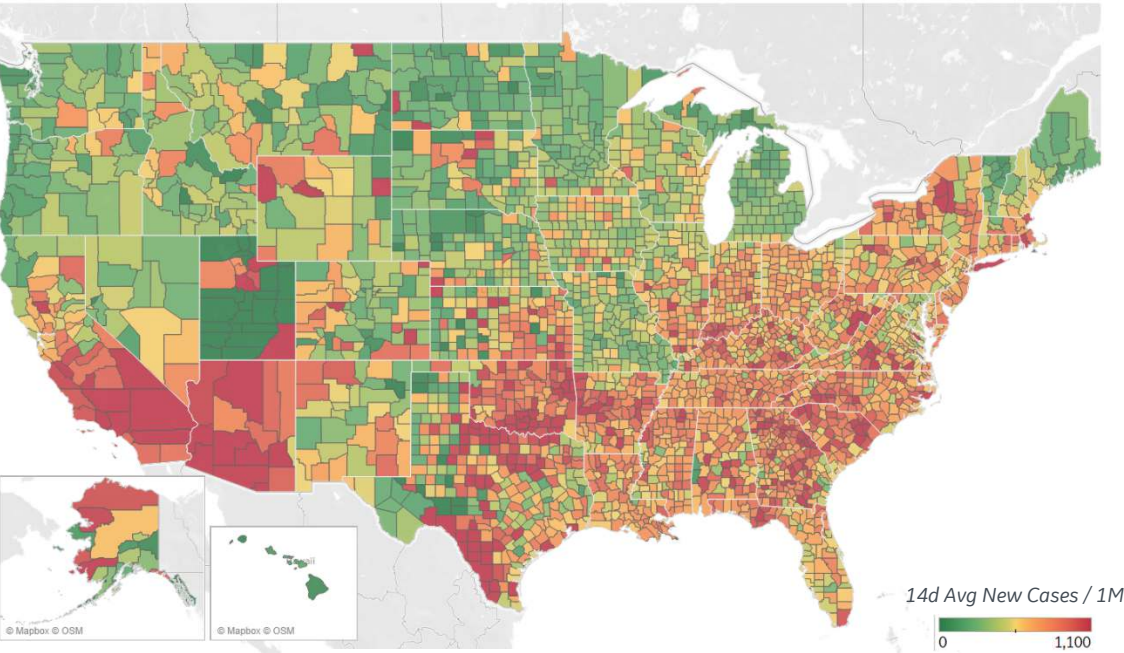




US Counties: Recent Cases and Deaths

Updated 18 Jan 2021, 3:30 GMT 15

Average New Cases per 1M Over Last 14 Days

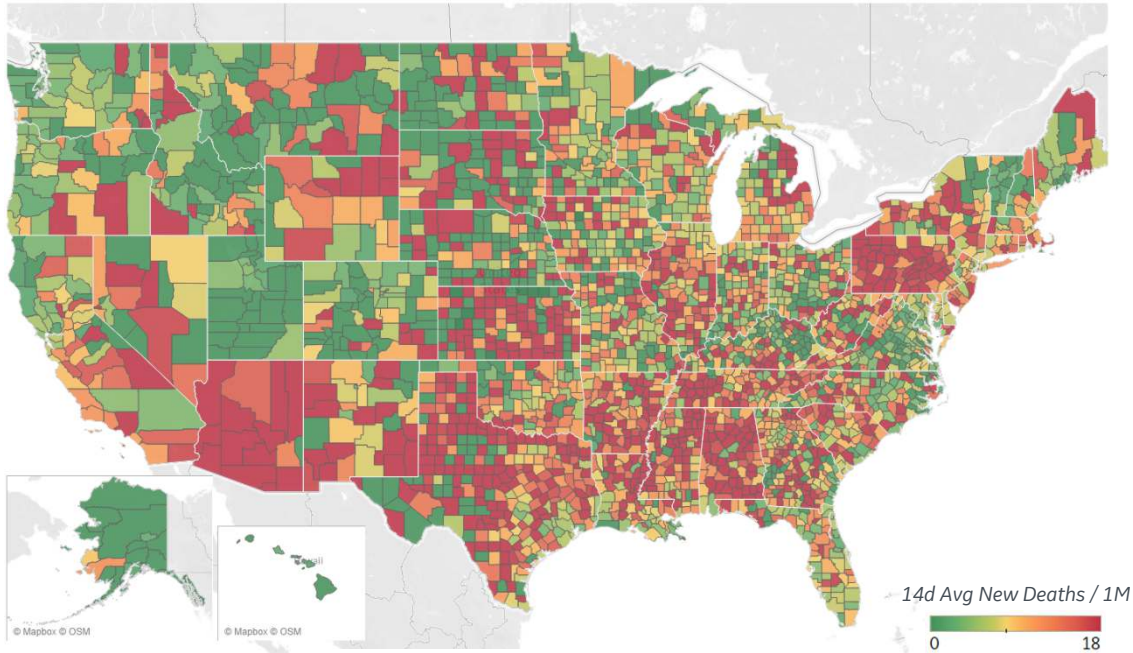


Top 10 by New Confirmed

Avg New Confirmed Cases / 1M

Webb County, TX	1,893
San Bernardino County, CA	1,451
Ventura County, CA	1,433
Los Angeles County, CA	1,395
Riverside County, CA	1,369
Greenville County, SC	1,249
Suffolk County, NY	1,194
Maricopa County, AZ	1,192
Kern County, CA	1,191
Pinal County, AZ	1,179

Average New Deaths per 1M Over Last 14 Days



Top 10 by New Deaths

Avg New Deaths/ 1M

Pima County, AZ	23
Jefferson County, AL	22
Los Angeles County, CA	22
Westmoreland County, PA	20
Spartanburg County, SC	20
El Paso County, TX	20
Berks County, PA	19
Maricopa County, AZ	19
York County, PA	19
Pinal County, AZ	18

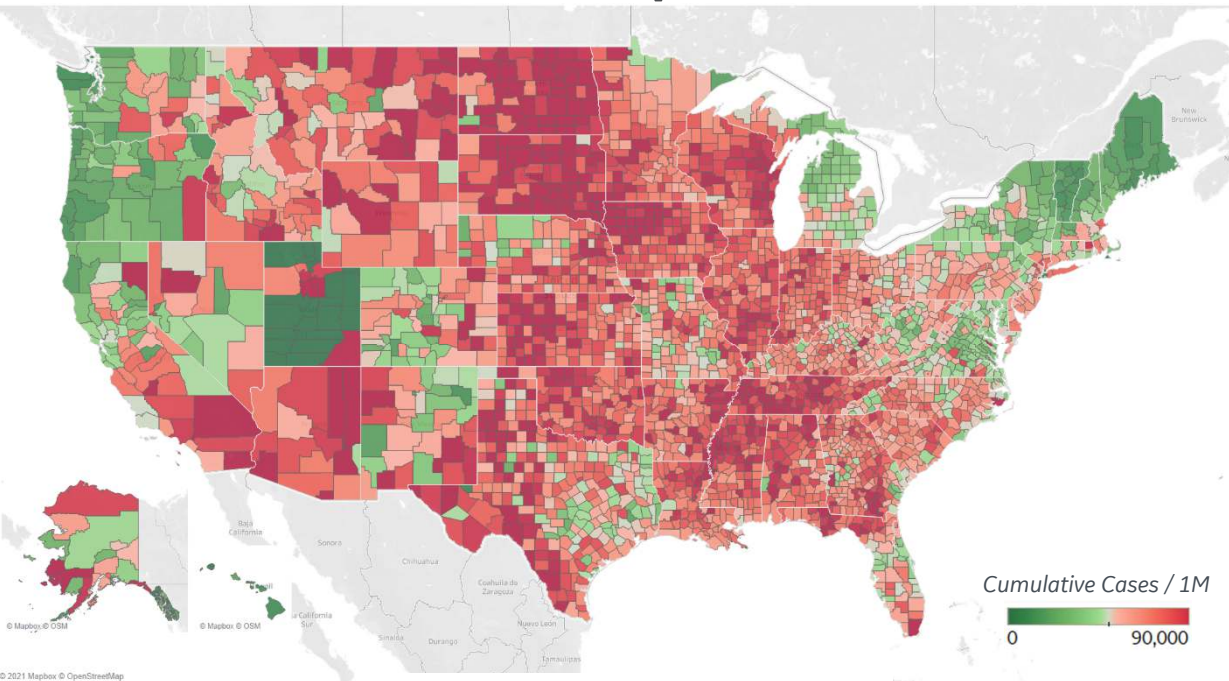
Note: Lists includes counties
≥ 250K population



US Counties: Cumulative Cases and Deaths



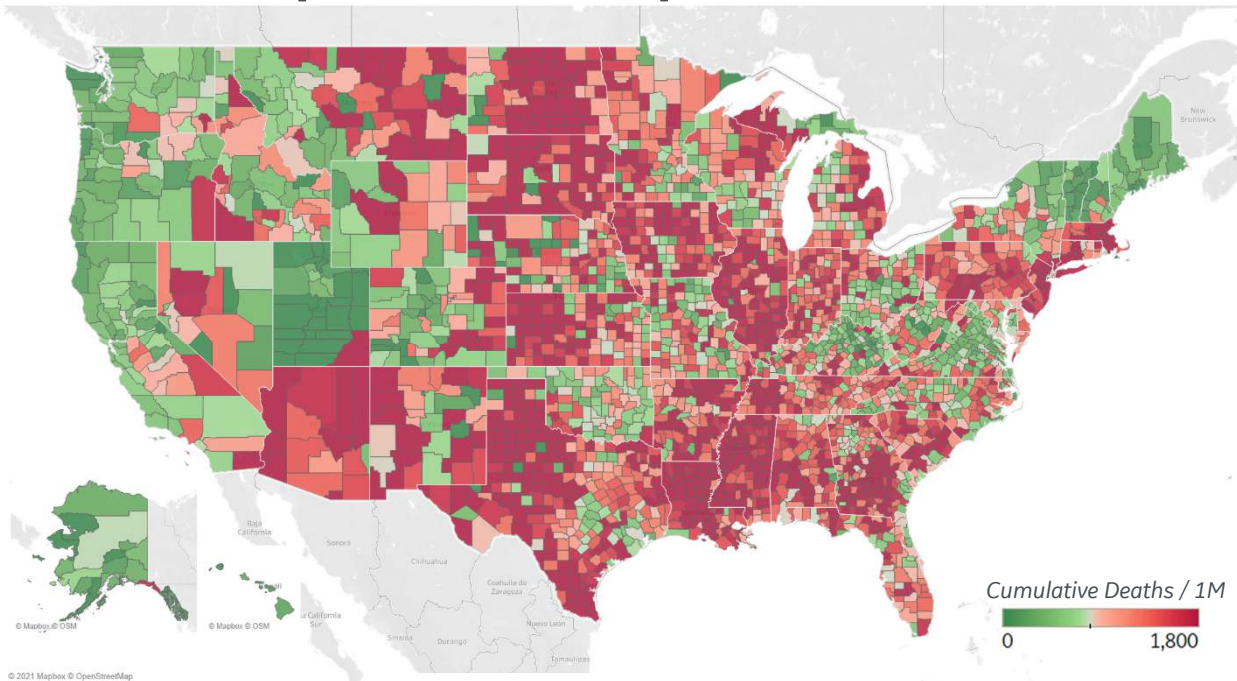
Confirmed **Cases** per 1M to date



Top 10 Counties Total Confirmed Cases / 1M

Lubbock County, TX	145,887
El Paso County, TX	127,112
Miami-Dade County, FL	126,704
Utah County, UT	124,393
Webb County, TX	124,062
San Bernardino County, CA	115,231
Brown County, WI	114,122
Providence County, RI	105,686
Salt Lake County, UT	105,478
Milwaukee County, WI	105,163

Reported **Deaths** per 1M to date



Top 10 Counties Total Reported Deaths / 1M

New York City*	4,807
Essex County, NJ	3,101
Passaic County, NJ	3,077
Union County, NJ	2,903
Cameron County, TX	2,888
Hudson County, NJ	2,655
Hidalgo County, TX	2,640
Bergen County, NJ	2,584
Ocean County, NJ	2,533
Rockland County, NY	2,474

Note: Lists includes counties
≥ 250K population

* New York City counties
aggregated into one reporting area



Per 1M in Region

	Today	Change
Active Cases	1,942	-1.4%
Confirmed	166 new	+0.9%
Deaths	4 new	+0.8%
Recovered	189 new	+1.2%

Most Daily New Cases / 1M

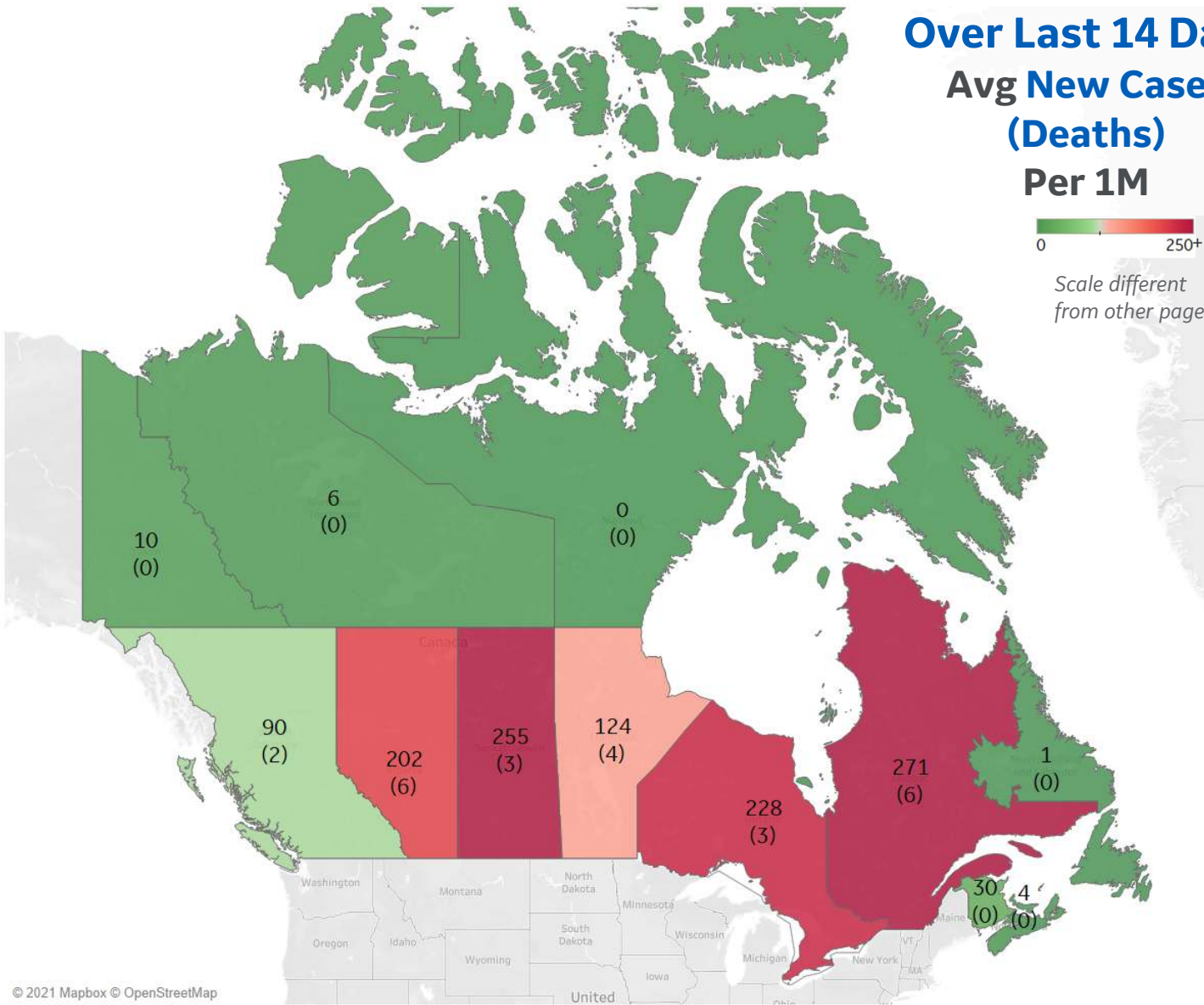
Quebec	271
Ontario	228
Saskatchewan	255
Alberta	202
Manitoba	124
British Columbia	90

* Excludes regions with population < 1M

Over Last 14 Days Avg New Cases (Deaths) Per 1M



Scale different
from other pages





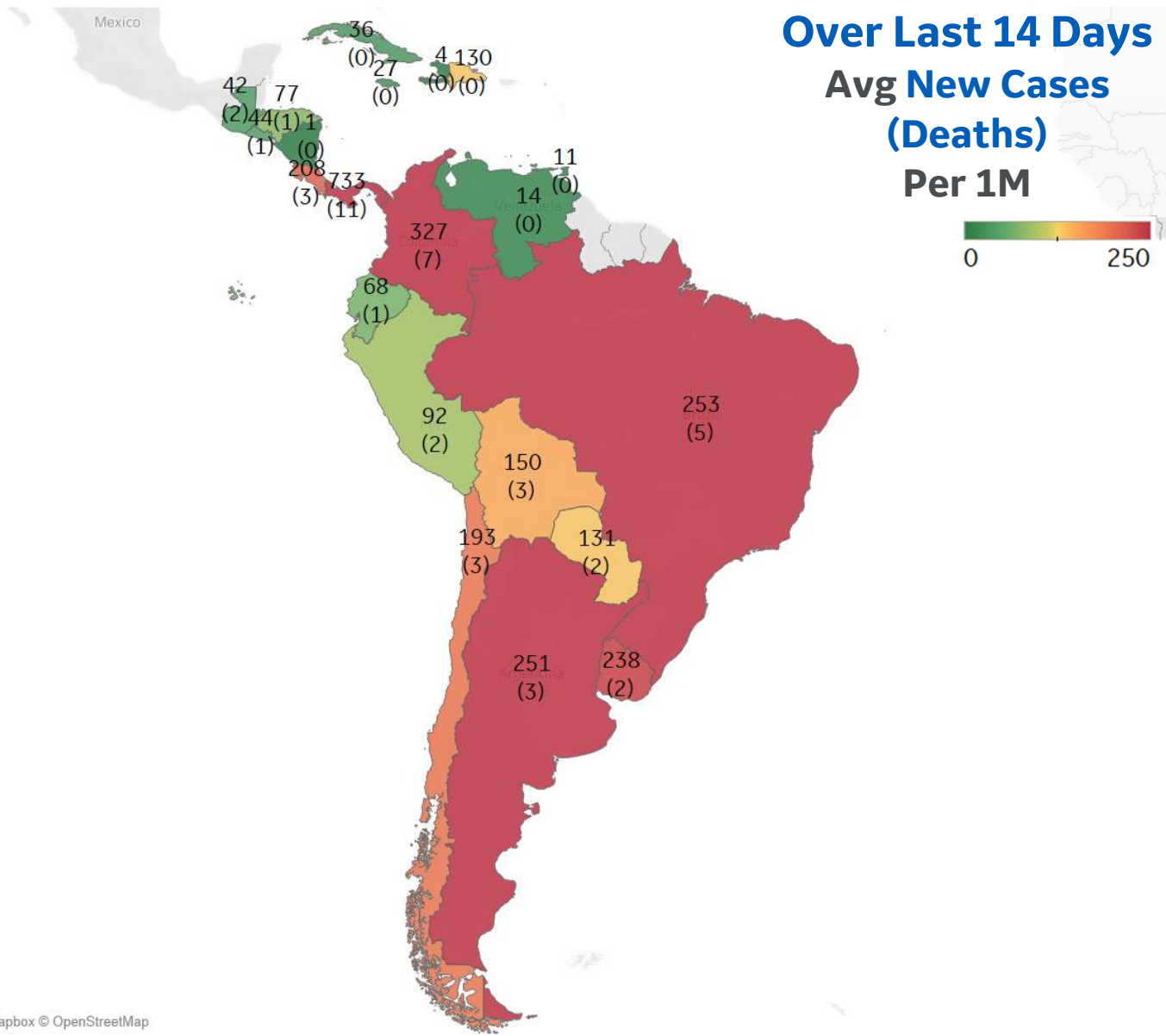
Per 1M in Region

	Today	Change
Active Cases	2,822	+0.4%
Confirmed	146 new	+0.5%
Deaths	3 new	+0.3%
Recovered	130 new	+0.5%

Most Daily New Cases / 1M

Panama	733
Colombia	327
Brazil	253
Argentina	251
Uruguay	238
Costa Rica	208
Chile	193
Bolivia	150
Paraguay	131
Dom. Rep.	130

* Excludes regions with population < 1M





Brazil



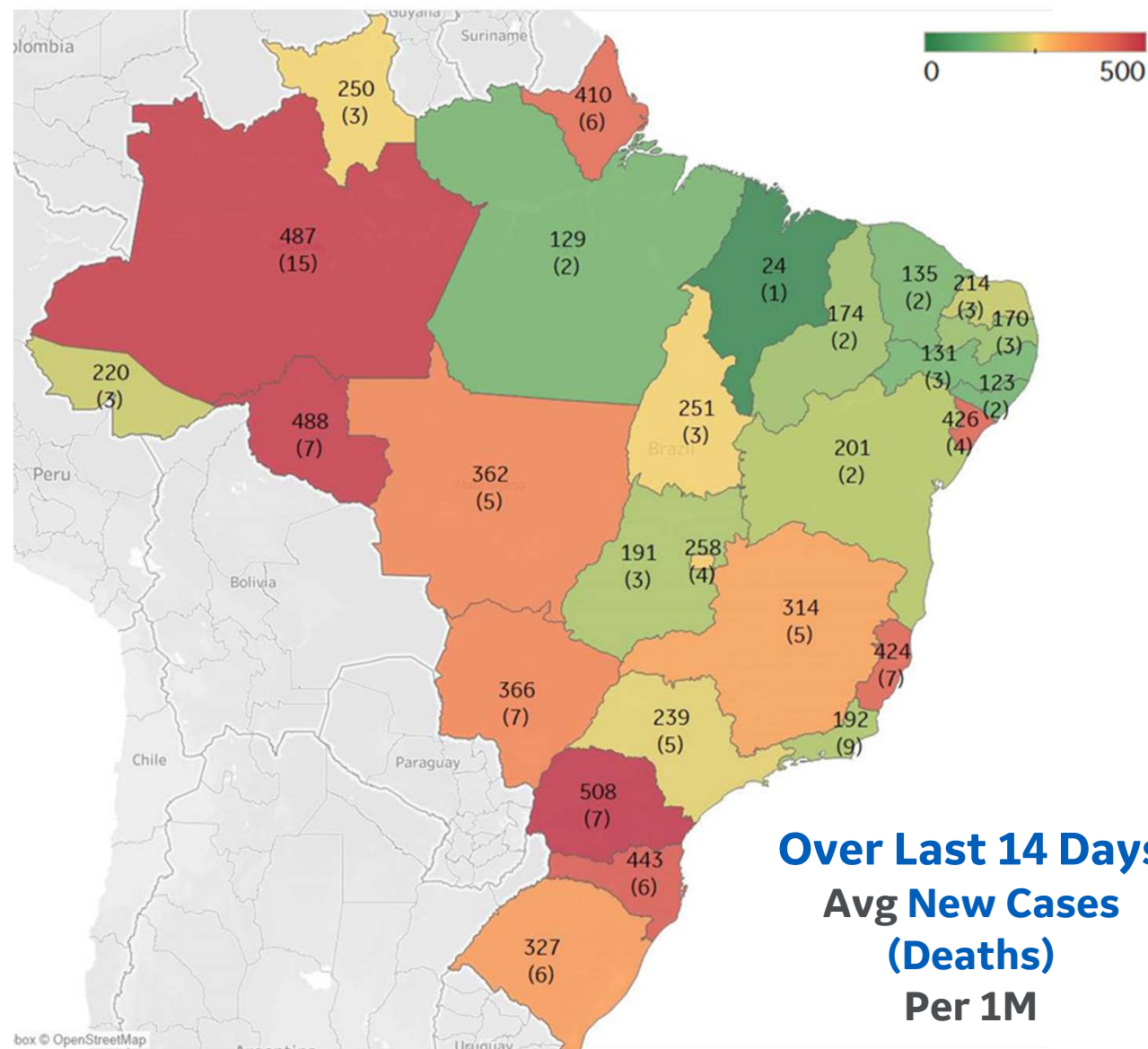
Per 1M in Region

	Today	Change
Active Cases	3,619	+1.2%
Confirmed	155 new	+0.4%
Deaths	3 new	+0.3%
Recovered	109 new	+0.3%

Most Daily New Cases / 1M

Paraná	508
Rondônia	488
Amazonas	487
Santa Catarina	443
Sergipe	426
Espírito Santo	424
MatoGrosso do ..	366
MatoGrosso	362
Rio Grande do ..	327
Minas Gerais	314

* Excludes regions with population < 1M





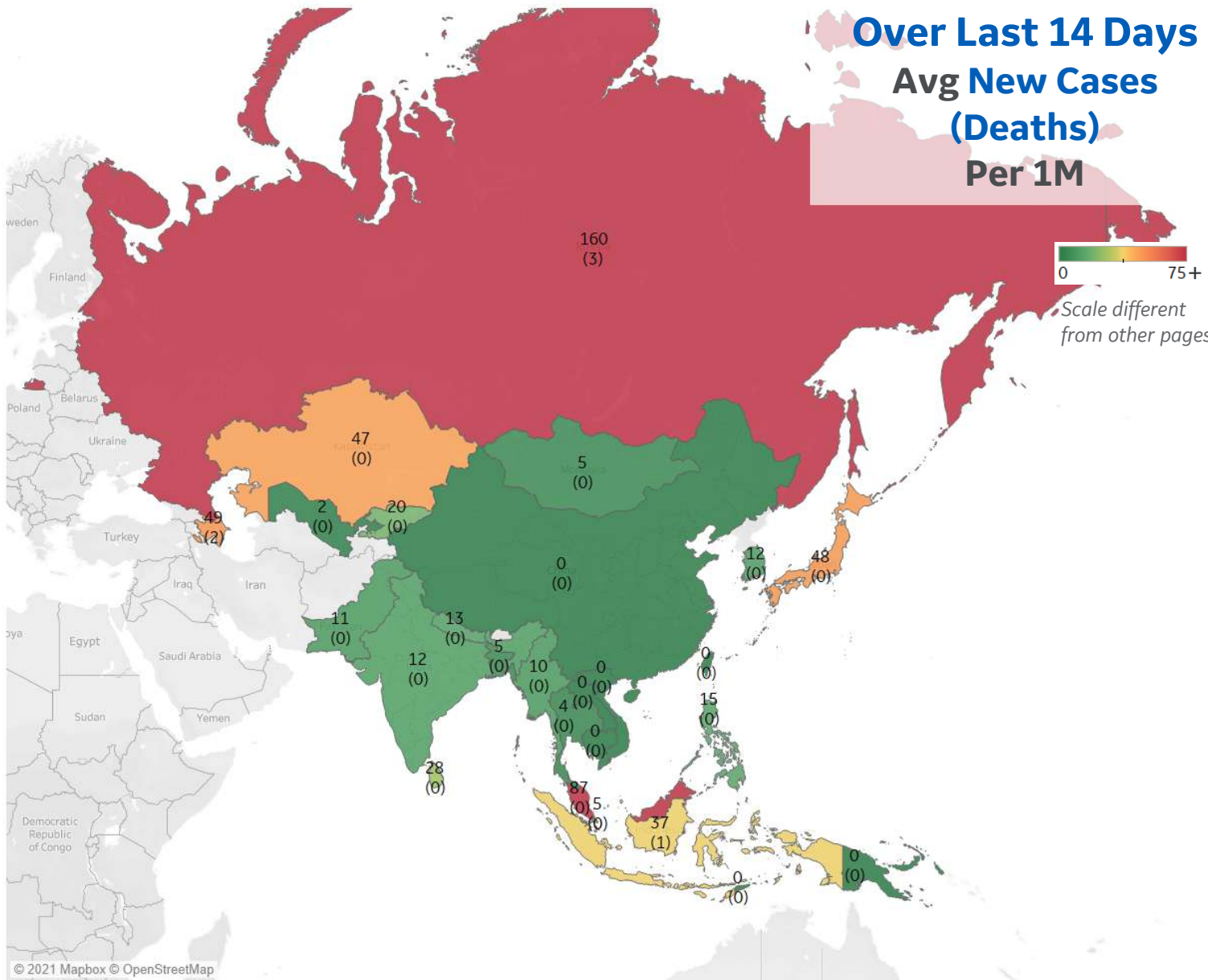
Per 1M in Region

	Today	Change
Active Cases	275	-0.1%
Confirmed	15 new	+0.4%
Deaths	0.2 new	+0.3%
Recovered	16 new	+0.4%

Most Daily New Cases / 1M

Russia	160
Malaysia	87
Azerbaijan	49
Japan	48
Kazakhstan	47
Indonesia	37
Sri Lanka	28
Kyrgyzstan	20
Philippines	15
Nepal	13

* Excludes regions with population < 1M



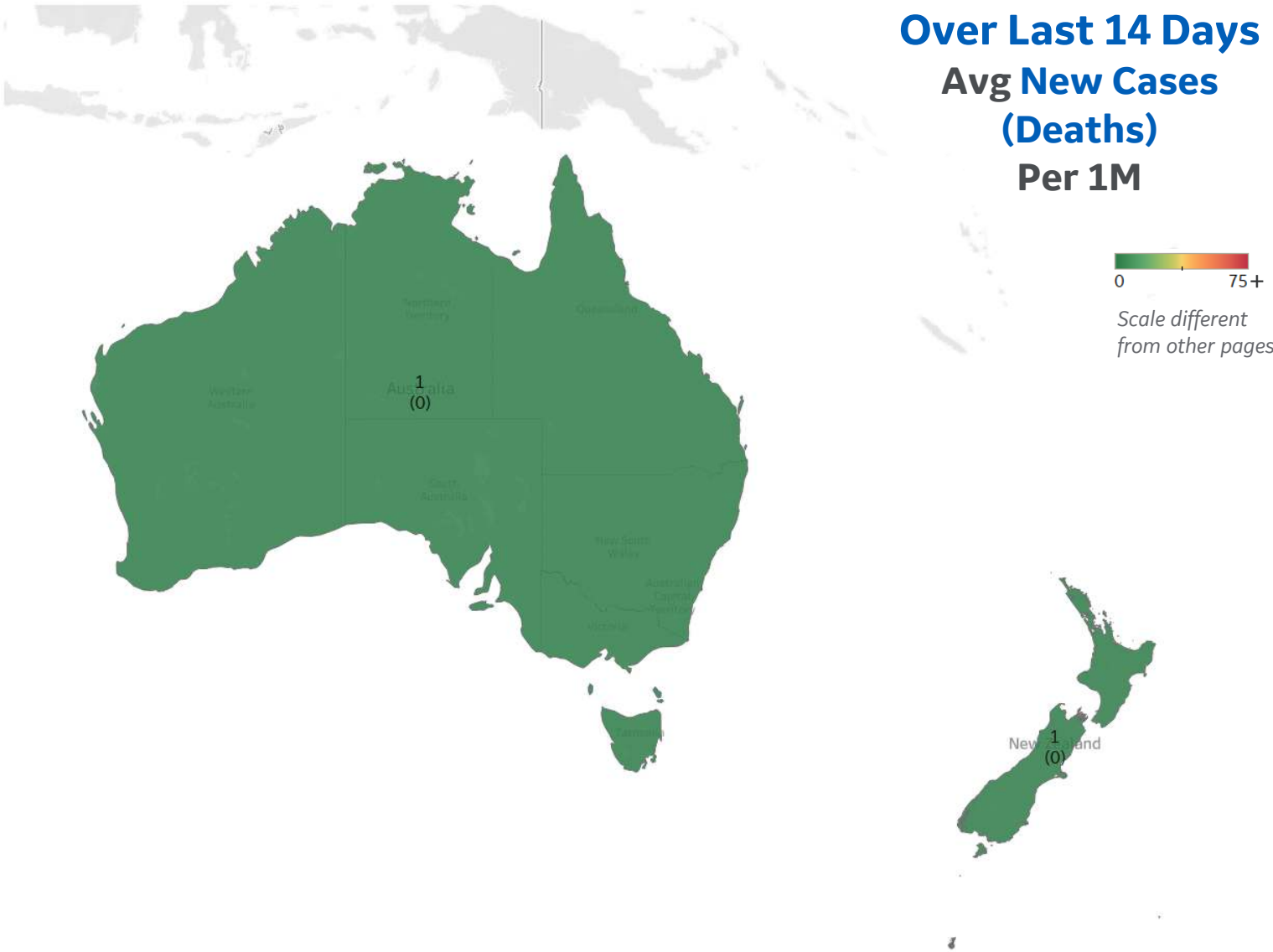


Per 1M in Region

	Today		Change
Active Cases	63		+0%
Confirmed	1	new	+0.1%
Deaths	0	new	+0%
Recovered	1	new	+0.1%

Most Daily New Cases / 1M

Australia	1
New Zealand	1





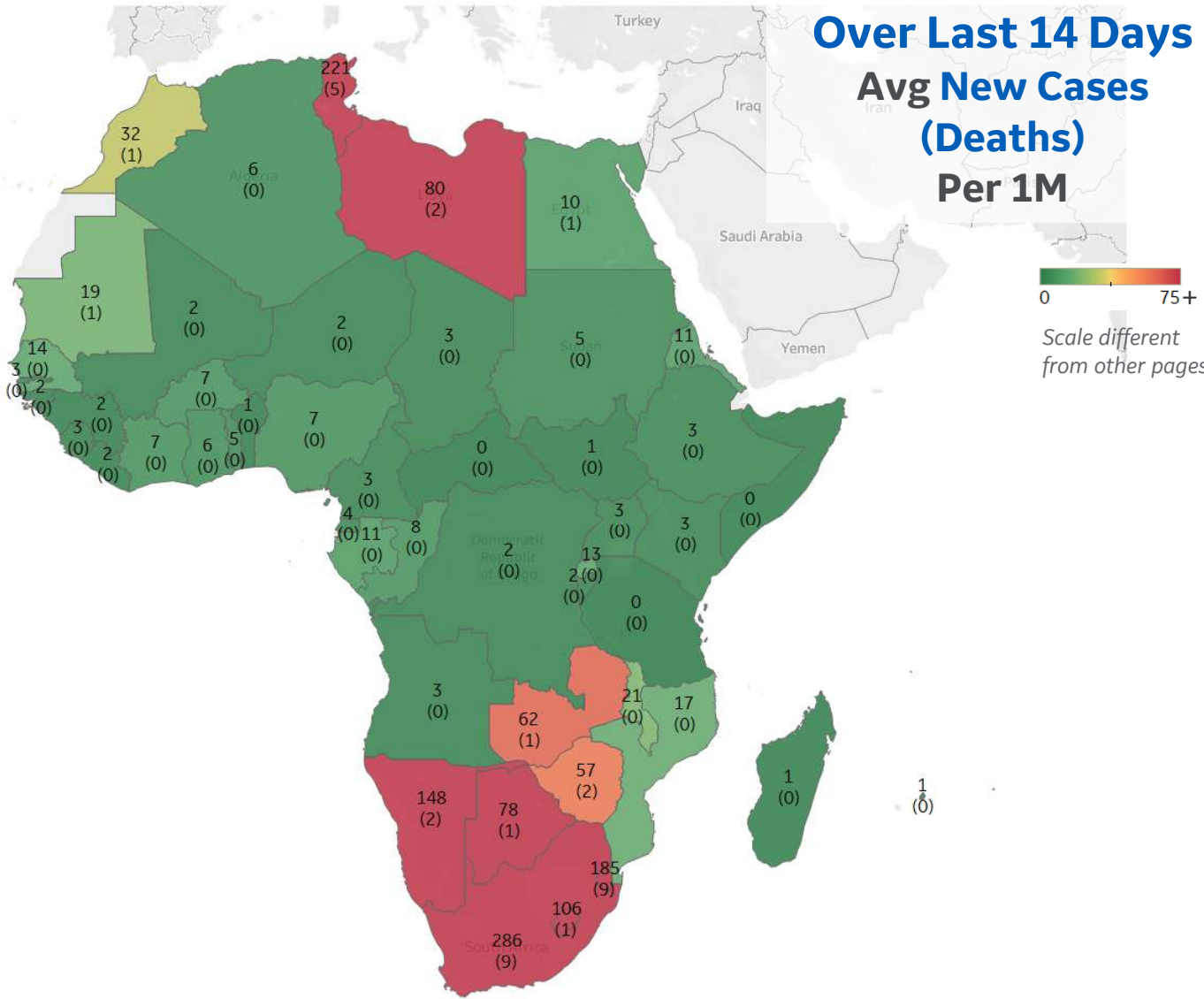
Per 1M in Region

	Today	Change
Active Cases	379	-0.2%
Confirmed	20 new	+0.8%
Deaths	0.4 new	+0.8%
Recovered	21 new	+1.1%

Most Daily New Cases / 1M

South Africa	286
Tunisia	221
Eswatini	185
Namibia	148
Lesotho	106
Libya	80
Botswana	78
Zambia	62
Zimbabwe	57
Morocco	32

* Excludes regions with population < 1M





Sources



** Per 1M = Per 1 Million Population unless otherwise noted

Johns Hopkins Coronavirus Resource Center:

<https://coronavirus.jhu.edu/map.html>

Worldometer Coronavirus Reporting:

<https://www.worldometers.info/coronavirus/>

Public Health England:

<https://www.gov.uk/government/publications/covid-19-track-coronavirus-cases>

US Department of Homeland Security, Homeland Infrastructure Foundation-Level Data:

<https://hifld-geoplatform.opendata.arcgis.com/datasets/hospitals>

City of New York, NYC Health:

<https://www1.nyc.gov/site/doh/covid/covid-19-data.page>

Chicago Coronavirus Latest Data:

<https://www.chicago.gov/city/en/sites/covid-19/home/latest-data.html>

National Health Commission of the PRC:

<http://www.nhc.gov.cn/xcs/yqtb/202003/bf66696029ba420098164607240074f8.shtml>

Korean Centers for Disease Control and Prevention:

http://www.cdc.go.kr/cdc_eng/

CDC, Severe Outcomes Among Patients with Coronavirus Disease 2019 (COVID-19):

<https://www.cdc.gov/mmwr/volumes/69/wr/mm6912e2.htm>

Italian Department of Civil Protection, COVID Monitoring:

<http://opendatadpc.maps.arcgis.com/apps/opsdashboard/index.html#/b0c68bce2cce478eaac82fe38d4138b1>

The COVID Tracking Project:

<https://covidtracking.com/data/>

UK Office for National Statistics:

<https://www.ons.gov.uk/peoplepopulationandcommunity/birthsdeathsandmarriages/deaths/bulletins/deathsregisteredweeklyinenglandandwalesprovisional/weekending24april2020>

COVID-19 Information for Switzerland:

<https://www.corona-data.ch/>

The COVID Tracking Project:

<https://covidtracking.com/data/api>

European Centre for Disease Prevention and Control:

<https://www.ecdc.europa.eu/en/publications-data/download-data-hospital-and-icu-admission-rates-and-current-occupancy-covid-19>

Worldwide Survival Rate, last 30d calculation =

$$\frac{[(Total\ Confirmed - Total\ Confirmed\ 30d\ ago) - (Total\ Deaths - Total\ Deaths\ 30d\ ago)]}{(Total\ Confirmed - Total\ Confirmed\ 30d\ ago)}$$

Provincial Health Services Authority of Canada. BC Center for Disease Control:

<http://www.bccdc.ca/about/news-stories/stories/2020/information-on-novel-coronavirus>

Secretary of Health, Mexico:

<https://www.gob.mx/salud/en>

OECD Economic Outlooks, Statistics:

https://www.oecd-ilibrary.org/economics/data/oecd-economic-outlook-statistics-and-projections_eo-data-en

Public Health Authority of Sweden:

<https://www.folkhalsomyndigheten.se/smittskydd-beredskap/utbrott/aktuella-utbrott/covid-19/bekraftade-fall-i-sverige>

CDC:

<https://www.cdc.gov/covid-data-tracker/index.html#demographics>

CDC Provisional COVID19 Deaths Counts

<https://data.cdc.gov/NCHS/Provisional-COVID-19-Death-Counts-by-Sex-Age-and-S/9bhg-hcku>

Canada Regional Data:

<https://health-infobase.canada.ca/covid-19/epidemiological-summary-covid-19-cases.html#fn1>

Canada Regional Populations (Q4 2019):

<https://www150.statcan.gc.ca/t1/tbl1/en/tv.action?pid=1710000901>

CDC COVID Data Tracker:

<https://covid.cdc.gov/covid-data-tracker/#vaccinations>

Oxford Government Response Tracker:

<https://www.bsg.ox.ac.uk/research/research-projects/coronavirus-government-response-tracker>

Bloomberg COVID Vaccine Tracker:

<https://www.bloomberg.com/graphics/covid-vaccine-tracker-global-distribution/>