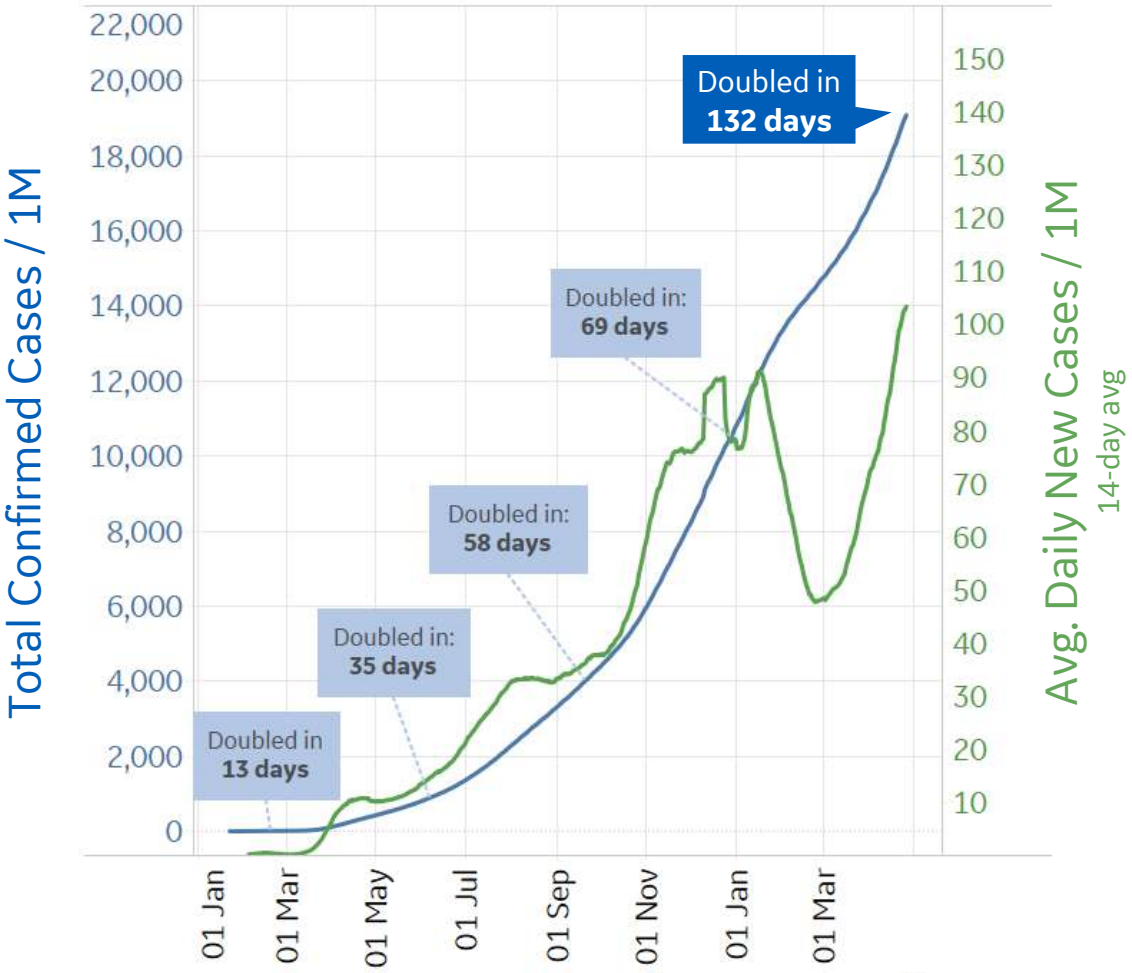




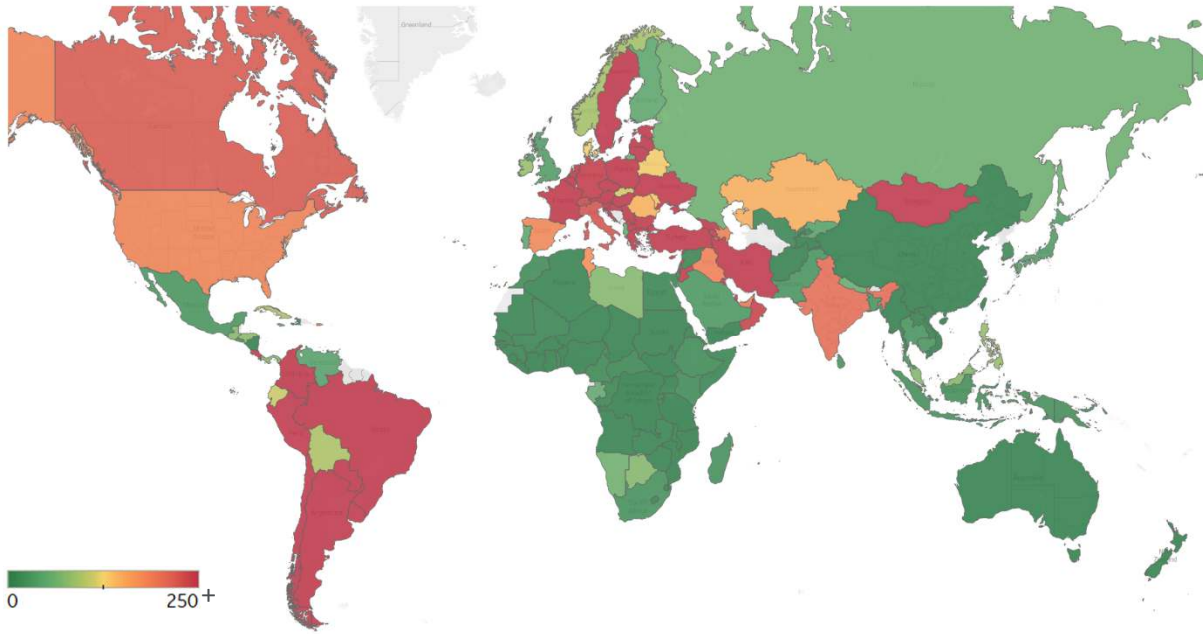
Global Confirmed & Active Cases

Trend since 22 Jan 2020



Avg. Daily New Cases / 1M

Over the last 14 days



Per 1M:	New Today	Change from 30 days ago
Active	-2	+13%
Confirmed	88	+17%
Deaths	1	+12%
Recovered	88	+19%
	To Date	Last 30 Days
Worldwide Survival Rate	97.9%	98.4%

Worldwide Survival Rate = (Confirmed - Deaths) / (Confirmed) in a given time period



New Confirmed Cases & New Deaths

Key

World

North America

Europe

Middle East

Cent & South America

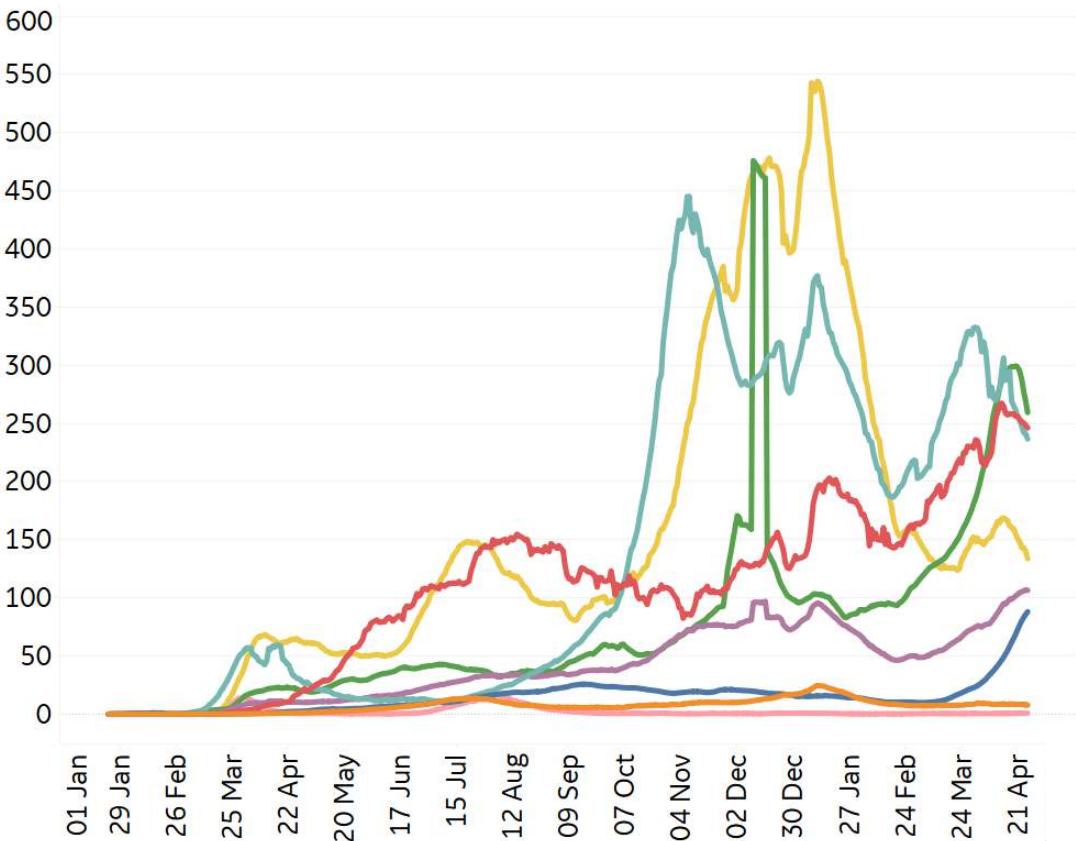
Asia

Africa

Oceania

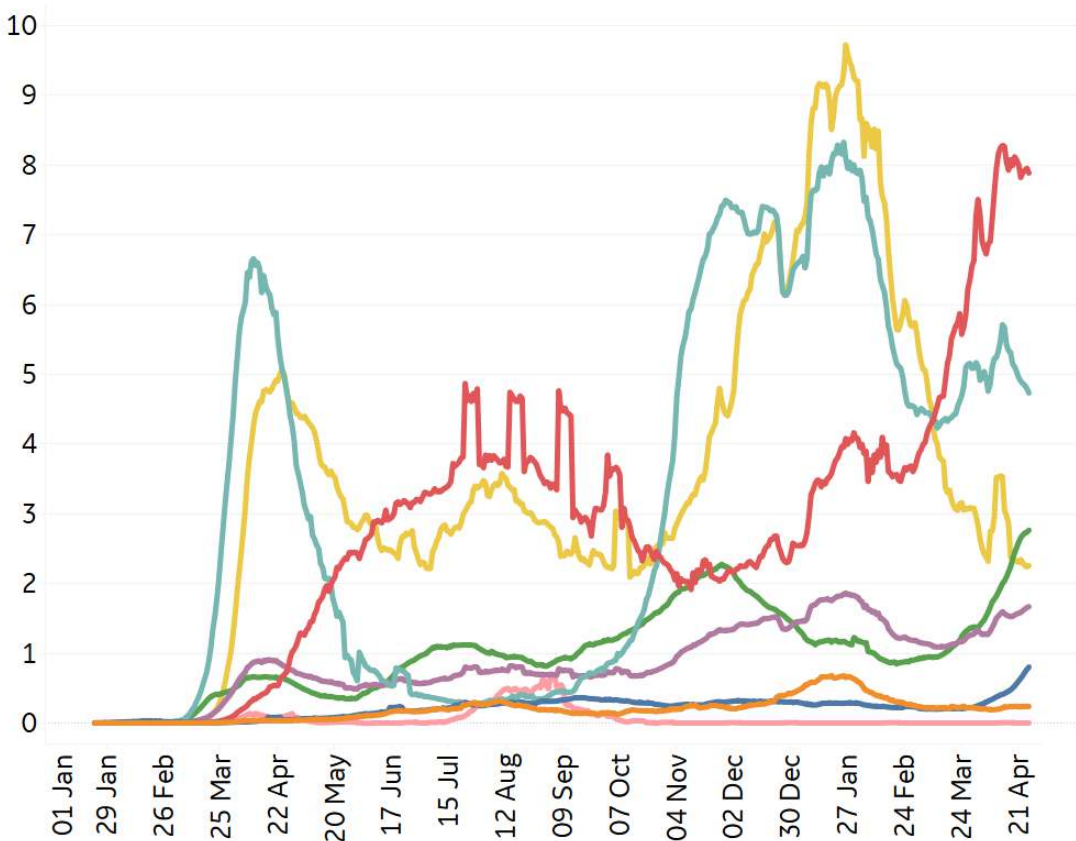
New Confirmed Cases / 1M

7-day rolling average



New Deaths / 1M

7-day rolling average



*Large jump in Middle East confirmed cases due to batched reporting of 823,225 new cases in **Turkey** on 10 Dec



Top 50 Countries: Per 1M



1 - 25

	Average over last 7 days		Total Since 22 Jan			Change from 14d Ago in 14 day avg of daily new	
	New Confirmed	New Deaths	Total Confirmed	Estimated Recovered	Total Deaths	Confirmed	Deaths
Hungary	270	21	79,858	72,300	2,774	-45%	-13%
Czechia	233	6	151,294	144,942	2,708	-39%	-42%
Bos. and Herz.	210	18	59,732	53,751	2,545	-40%	-19%
Bulgaria	215	14	57,460	51,668	2,317	-42%	-13%
North Macedo..	236	16	72,321	65,912	2,263	-42%	-17%
Slovakia	103	9	69,603	65,872	2,112	-32%	-17%
Belgium	302	3	84,221	77,929	2,076	-10%	-3%
Slovenia	337	3	114,106	107,060	2,027	-25%	-14%
Italy	218	5	65,680	60,535	1,977	-18%	-21%
UK	35	0	65,147	62,761	1,881	-6%	-30%
Brazil	266	12	67,602	61,752	1,844	-10%	-8%
Peru	262	11	53,627	48,323	1,820	-4%	33%
US	167	2	97,053	92,735	1,730	-8%	-20%
Poland	253	12	72,987	66,617	1,729	-45%	6%
Croatia	516	11	78,688	69,675	1,682	18%	36%
Portugal	48	0	81,854	79,516	1,664	-2%	-37%
Spain	184	2	74,612	70,421	1,663	19%	-9%
France	455	5	85,258	76,980	1,584	-15%	-1%
EU	271	5	68,016	62,476	1,526	-14%	-5%
Panama	70	1	84,168	81,715	1,440	-7%	-30%
Romania	122	8	54,451	50,993	1,430	-43%	12%
Moldova	111	5	61,821	58,522	1,424	-47%	-38%
Lithuania	401	5	88,849	81,889	1,417	22%	17%
Colombia	337	9	54,779	48,762	1,411	44%	83%
Sweden	540	2	92,912	83,519	1,379	5%	38%

26 - 50

	Average over last 7 days		Total Since 22 Jan			Change from 14d Ago in 14 day avg of daily new	
	New Confirmed	New Deaths	Total Confirmed	Estimated Recovered	Total Deaths	Confirmed	Deaths
Argentina	522	8	63,716	55,092	1,374	43%	76%
Armenia	224	7	72,039	67,253	1,363	-19%	4%
Chile	331	5	61,498	55,291	1,359	-6%	6%
Switzerland	240	1	75,315	70,776	1,223	9%	-27%
Kosovo	189	4	56,163	50,806	1,156	4%	43%
Austria	238	3	67,790	63,161	1,121	-20%	-9%
Latvia	303	4	61,253	56,045	1,117	17%	8%
Lebanon	213	4	76,417	71,890	1,051	-33%	-17%
Georgia	299	3	76,275	71,371	1,013	87%	36%
Ukraine	255	8	47,661	42,738	1,013	-19%	1%
Netherlands	474	1	87,099	79,597	1,009	8%	-13%
Ireland	91	1	50,036	47,887	987	-8%	-25%
Estonia	280	5	90,746	85,409	863	-42%	-32%
Jordan	211	5	69,051	64,749	849	-51%	-33%
Israel	15	0	96,829	95,870	734	-52%	-54%
Serbia	273	4	78,016	73,125	716	-39%	-17%
West Bank an..	306	4	63,919	58,583	697	-35%	6%
Uruguay	835	17	53,933	41,679	688	-16%	42%
Turkey	582	4	55,339	45,825	459	15%	53%
Bahrain	626	2	101,421	92,329	367	-1%	34%
Kuwait	326	2	62,810	57,885	358	2%	1%
Cyprus	696	1	52,147	42,847	249	55%	47%
UAE	196	0	51,818	48,947	159	-6%	-15%
Qatar	269	3	70,427	66,143	152	-5%	108%
Total World	106	2	19,089	17,239	403	24%	13%

Change from 14d ago:
Compares 14d-avgs. of Daily New Cases/Deaths
today with 14d-avgs. from 14d ago

Estimated Recovered: Cases 14d ago - Deaths today

Top 50 countries selected by Cases / 1M
Sorted by Total Deaths / 1M
Excluded countries with population < 1M



Top 50 Countries: Raw Volume

Updated 27 Apr 2021, 3:30 GMT

4

1 - 25

	Average over last 7 days		Total Since 22 Jan			Change from 14d Ago in 14 day avg of daily new	
	New Confirmed	New Deaths	Total Confirmed	Estimated Recovered	Total Deaths	Confirmed	Deaths
EU	120,813	2,280	30,284,165	27,817,493	679,507	-14%	-5%
US	55,272	693	32,124,869	30,695,433	572,674	-8%	-20%
Brazil	56,533	2,465	14,369,423	13,125,872	391,936	-10%	-8%
Mexico	3,232	378	2,329,534	2,066,727	215,113	-12%	-31%
India	330,745	2,481	17,636,186	13,491,559	197,894	148%	200%
UK	2,350	23	4,422,562	4,260,608	127,688	-6%	-30%
Italy	13,160	328	3,971,114	3,660,055	119,539	-18%	-21%
Russia	8,545	373	4,717,321	4,490,617	106,783	0%	2%
France	29,693	297	5,565,080	5,024,725	103,415	-15%	-1%
Germany	20,788	237	3,312,653	2,942,595	82,009	25%	21%
Spain	8,588	91	3,488,469	3,292,518	77,738	19%	-9%
Colombia	17,167	436	2,787,303	2,481,138	71,799	44%	83%
Iran	22,256	420	2,417,230	2,023,382	70,070	42%	132%
Poland	9,571	472	2,762,323	2,521,210	65,437	-45%	6%
Argentina	23,600	373	2,879,677	2,489,912	62,087	43%	76%
Peru	8,628	354	1,768,186	1,593,307	60,013	-4%	33%
South Africa	1,258	61	1,576,320	1,504,927	54,186	31%	28%
Indonesia	5,405	172	1,647,138	1,527,053	44,771	6%	2%
Ukraine	11,170	367	2,084,384	1,869,092	44,323	-19%	1%
Turkey	49,098	349	4,667,281	3,864,862	38,711	15%	53%
Czechia	2,499	67	1,620,206	1,552,182	29,002	-39%	-42%
Romania	2,350	161	1,047,520	980,979	27,511	-43%	12%
Hungary	2,609	203	771,454	698,440	26,801	-45%	-13%
Chile	6,325	100	1,175,614	1,056,945	25,975	-6%	6%
Belgium	3,495	40	976,088	903,164	24,065	-10%	-3%

26 - 50

	Average over last 7 days		Total Since 22 Jan			Change from 14d Ago in 14 day avg of daily new	
	New Confirmed	New Deaths	Total Confirmed	Estimated Recovered	Total Deaths	Confirmed	Deaths
Canada	8,034	52	1,195,827	1,054,471	24,011	15%	45%
Ecuador	2,030	85	374,775	328,770	18,300	26%	82%
Pakistan	5,437	125	804,939	712,591	17,329	12%	35%
Netherlands	8,119	21	1,492,437	1,363,887	17,295	8%	-13%
Portugal	488	3	834,638	810,800	16,965	-2%	-37%
Philippines	8,669	115	1,006,428	859,372	16,853	-10%	-13%
Bulgaria	1,492	98	399,259	359,014	16,101	-42%	-13%
Iraq	7,558	40	1,037,858	917,596	15,303	11%	7%
Sweden	5,458	19	938,343	843,478	13,923	5%	38%
Slovakia	563	51	380,010	359,637	11,531	-32%	-17%
Bangladesh	3,630	93	748,628	680,807	11,150	-38%	52%
Switzerland	2,074	9	651,822	612,543	10,583	9%	-27%
Austria	2,144	25	610,545	568,852	10,098	-20%	-9%
Japan	4,916	48	571,904	498,382	9,968	64%	83%
Morocco	502	7	509,465	493,278	8,999	-4%	-12%
Jordan	2,151	50	704,540	660,640	8,660	-51%	-33%
Lebanon	1,455	30	521,581	490,683	7,171	-33%	-17%
Saudi Arabia	1,033	11	413,174	392,364	6,913	33%	36%
Israel	127	2	838,107	829,805	6,353	-52%	-54%
Serbia	2,383	33	681,654	638,916	6,257	-39%	-17%
Panama	303	3	363,165	352,580	6,212	-7%	-30%
Kazakhstan	2,819	4	363,871	321,912	3,322	23%	9%
UAE	1,934	2	512,497	484,102	1,573	-6%	-15%
Malaysia	2,655	9	395,718	360,724	1,449	74%	59%
Total World	824,855	12,922	147,872,402	133,542,850	3,120,403	24%	13%

*Change from 14d ago:
Compares 14d-avgs. of Daily New Cases/Deaths
today with 14d-avgs. from 14d ago

Estimated Recovered: Cases 14d ago - Deaths today

Top 50 countries selected by Total Cases
Sorted by Raw Total Deaths
Excluded countries with population < 1M

N/A** due to inconsistent reporting of Recovered Cases



United States: Per 1M



1 - 25

	Average over last 7 days		Total Since 22 Jan			Change from 14d Ago in 14 day avg of daily new	
	New Confirmed	New Deaths	Total Confirmed	Estimated Recovered	Total Deaths	Confirmed	Deaths
New Jersey	126	4	111,334	104,767	2,860	-41%	2%
New York	222	3	104,562	98,192	2,675	-30%	-20%
Massachusetts	201	2	99,190	93,368	2,548	-25%	-43%
Rhode Island	269	2	138,725	130,677	2,514	25%	0%
Mississippi	85	1	104,493	100,916	2,412	23%	-14%
Arizona	99	2	118,082	114,439	2,372	-5%	8%
Connecticut	222	2	94,504	88,774	2,262	-23%	47%
Louisiana	95	2	98,183	94,537	2,225	12%	-15%
South Dakota	144	1	137,997	133,308	2,216	-14%	-7%
Alabama	112	2	107,348	103,651	2,213	63%	-25%
Pennsylvania	300	3	88,861	82,172	2,029	-1%	43%
North Dakota	188	1	140,158	135,541	1,991	-8%	275%
Indiana	142	1	106,275	101,979	1,973	4%	5%
New Mexico	93	1	93,877	90,594	1,921	4%	-11%
Illinois	214	2	104,410	99,273	1,906	-4%	21%
Arkansas	60	1	110,931	108,192	1,895	15%	-14%
Georgia	127	3	103,093	99,339	1,885	8%	-13%
Iowa	128	2	115,104	111,335	1,879	-15%	-45%
Michigan	515	6	92,009	81,358	1,847	-10%	67%
S. Carolina	152	2	111,778	107,599	1,832	-10%	2%
Tennessee	151	1	123,450	119,013	1,779	19%	-8%
Nevada	127	3	101,839	98,342	1,764	5%	6%
Texas	115	2	99,271	95,945	1,723	2%	-33%
Oklahoma	59	1	113,035	110,452	1,697	-23%	-97%
Kansas	76	1	106,192	103,434	1,691	9%	39%

26 - 51

	Average over last 7 days		Total Since 22 Jan			Change from 14d Ago in 14 day avg of daily new	
	New Confirmed	New Deaths	Total Confirmed	Estimated Recovered	Total Deaths	Confirmed	Deaths
Delaware	281	2	106,246	99,930	1,661	0%	24%
Ohio	133	0	91,171	87,455	1,636	-14%	-84%
Florida	259	3	102,995	97,354	1,625	10%	6%
West Virginia	201	3	84,631	80,150	1,574	-5%	-29%
DC	129	1	67,132	63,484	1,557	-11%	-40%
California	49	2	94,517	92,188	1,556	-24%	-31%
Missouri	104	2	95,936	94,483	1,479	-102%	111%
Montana	122	2	101,154	97,953	1,462	-11%	-56%
Kentucky	116	4	98,746	95,552	1,446	-3%	-6%
Maryland	169	2	73,410	69,313	1,434	-14%	-5%
Wisconsin	122	1	112,828	109,660	1,283	-5%	-15%
Minnesota	298	1	100,971	95,199	1,269	-7%	-3%
Virginia	131	2	76,730	73,359	1,254	-11%	-18%
Wyoming	109	0	99,900	97,248	1,218	4%	-33%
N. Carolina	181	2	91,783	87,957	1,198	14%	32%
Nebraska	164	2	113,126	109,651	1,159	-23%	-54%
Idaho	120	1	104,487	101,651	1,138	-23%	-3%
Colorado	302	1	87,390	82,194	1,086	17%	51%
New Hampshire	214	1	69,001	64,679	944	-22%	35%
Washington	197	1	52,189	48,918	716	25%	17%
Utah	121	1	123,419	121,058	681	-3%	-47%
Oregon	194	1	42,990	39,918	589	57%	-32%
Maine	261	1	44,640	39,788	574	36%	40%
Alaska	222	3	92,283	88,625	474	-20%	3200%
Vermont	116	0	36,246	33,730	391	-42%	38%
Hawaii	60	0	23,602	22,360	338	-18%	-22%

*Change from 14d ago:
Compares 14d-avgs. of Daily New Cases/Deaths
today with 14d-avgs. from 14d ago
Estimated Recovered: Cases 14d ago - Deaths today

Sorted by Total Deaths / 1M

N/As due to states revising and updating case counts



United States: Raw Volume



1 - 25

	Average over last 7 days		Total Since 22 Jan			Change from 14d Ago in 14 day avg of daily new	
	New Confirmed	New Deaths	Total Confirmed	Estimated Recovered	Total Deaths	Confirmed	Deaths
California	1,952	65	3,734,562	3,642,570	61,500	-24%	-31%
New York	4,309	59	2,034,102	1,910,183	52,042	-30%	-20%
Texas	3,341	50	2,878,438	2,782,005	49,967	2%	-33%
Florida	5,566	63	2,212,097	2,090,934	34,912	10%	6%
Pennsylvania	3,847	43	1,137,602	1,051,960	25,976	-1%	43%
New Jersey	1,121	34	988,886	930,559	25,399	-41%	2%
Illinois	2,708	25	1,323,069	1,257,964	24,150	-4%	21%
Georgia	1,346	32	1,094,580	1,054,722	20,009	8%	-13%
Ohio	1,556	0	1,065,702	1,022,267	19,122	-14%	-84%
Michigan	5,144	64	918,880	812,511	18,446	-10%	67%
Massachusetts	1,384	12	683,665	643,539	17,562	-25%	-43%
Arizona	719	16	859,487	832,968	17,268	-5%	8%
Indiana	956	8	715,468	686,543	13,280	4%	5%
N. Carolina	1,894	20	962,623	922,501	12,560	14%	32%
Tennessee	1,031	10	843,059	812,762	12,152	19%	-8%
Alabama	548	9	526,348	508,219	10,852	63%	-25%
Virginia	1,117	16	654,929	626,156	10,706	-11%	-18%
Louisiana	440	7	456,432	439,485	10,342	12%	-15%
S. Carolina	783	12	575,515	553,994	9,433	-10%	2%
Missouri	639	10	588,801	579,885	9,077	-102%	111%
Maryland	1,022	14	443,814	419,045	8,670	-14%	-5%
Connecticut	790	7	336,933	316,505	8,066	-23%	47%
Wisconsin	712	7	656,932	638,491	7,473	-5%	-15%
Mississippi	252	4	310,987	300,341	7,178	23%	-14%
Minnesota	1,682	8	569,440	536,889	7,157	-7%	-3%

26 - 51

	Average over last 7 days		Total Since 22 Jan			Change from 14d Ago in 14 day avg of daily new	
	New Confirmed	New Deaths	Total Confirmed	Estimated Recovered	Total Deaths	Confirmed	Deaths
Oklahoma	233	3	447,278	437,057	6,716	-23%	-97%
Kentucky	518	16	441,166	426,893	6,459	-3%	-6%
Colorado	1,741	8	503,254	473,335	6,255	17%	51%
Iowa	402	6	363,162	351,270	5,927	-15%	-45%
Arkansas	180	3	334,769	326,502	5,720	15%	-14%
Washington	1,500	8	397,417	372,502	5,450	25%	17%
Nevada	392	9	313,680	302,910	5,433	5%	6%
Kansas	222	2	309,371	301,336	4,926	9%	39%
New Mexico	195	3	196,844	189,960	4,027	4%	-11%
West Virginia	361	5	151,671	143,641	2,821	-5%	-29%
Rhode Island	285	2	146,960	138,434	2,663	25%	0%
Oregon	818	4	181,321	168,364	2,486	57%	-32%
Nebraska	317	4	218,832	212,109	2,242	-23%	-54%
Utah	389	2	395,677	388,106	2,183	-3%	-47%
Idaho	214	2	186,725	181,657	2,034	-23%	-3%
South Dakota	127	1	122,080	117,932	1,960	-14%	-7%
Delaware	273	2	103,459	97,308	1,617	0%	24%
Montana	130	2	108,111	104,690	1,563	-11%	-56%
North Dakota	143	1	106,809	103,291	1,517	-8%	275%
New Hampshire	291	2	93,821	87,945	1,284	-22%	35%
DC	91	0	47,378	44,804	1,099	-11%	-40%
Maine	351	1	60,005	53,484	772	36%	40%
Wyoming	63	0	57,818	56,283	705	4%	-33%
Hawaii	85	1	33,418	31,659	478	-18%	-22%
Alaska	163	2	67,509	64,833	347	-20%	3200%
Vermont	72	0	22,617	21,047	244	-42%	38%

*Change from 14d ago:
Compares 14d-avgs. of Daily New Cases/Deaths
today with 14d-avgs. from 14d ago

Estimated Recovered: Cases 14d ago - Deaths today

Sorted by Raw Total Deaths

N/As due to states revising and updating case counts

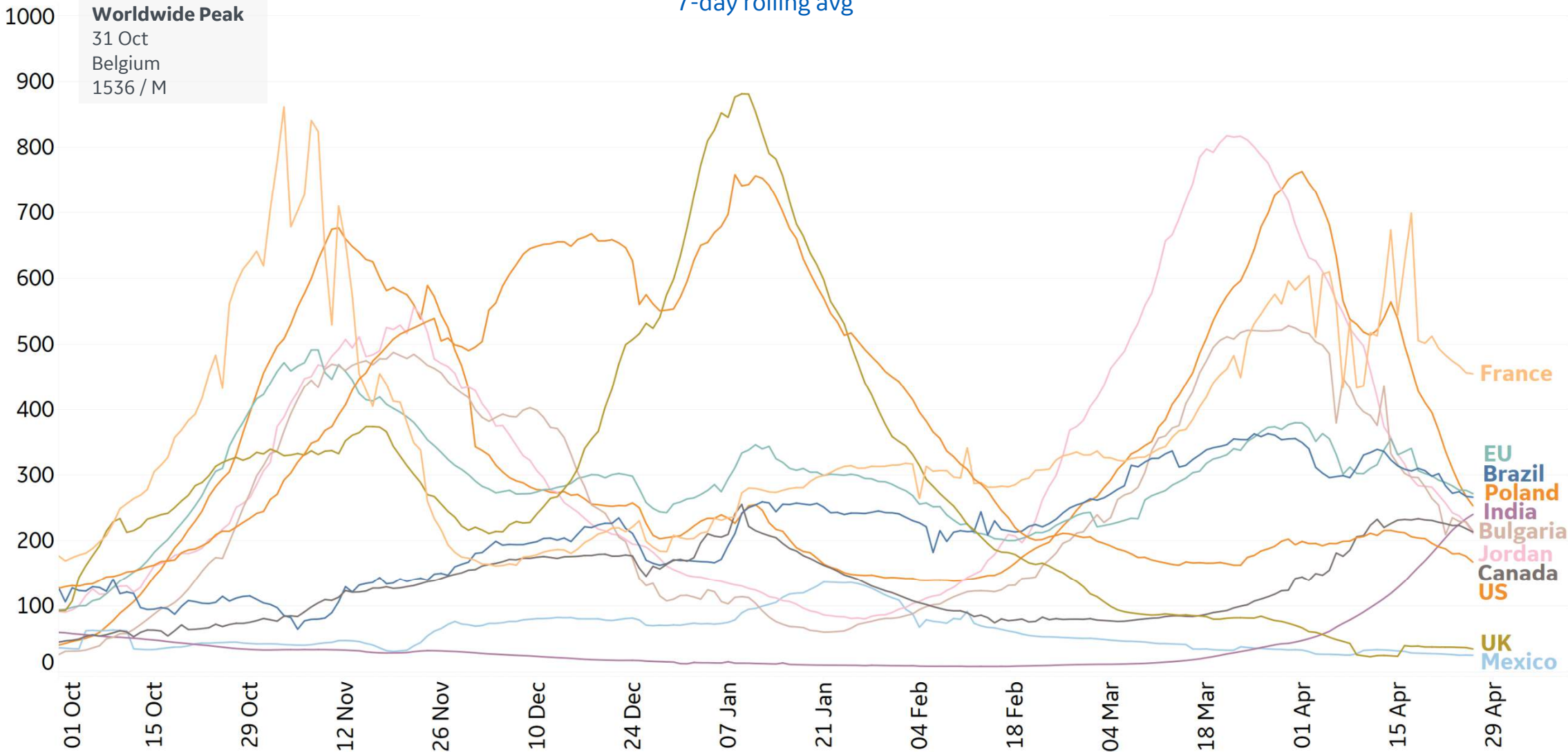


New Confirmed Cases in Select Countries

Updated 27 Apr 2021, 3:30 GMT

Daily New Confirmed Cases / 1M

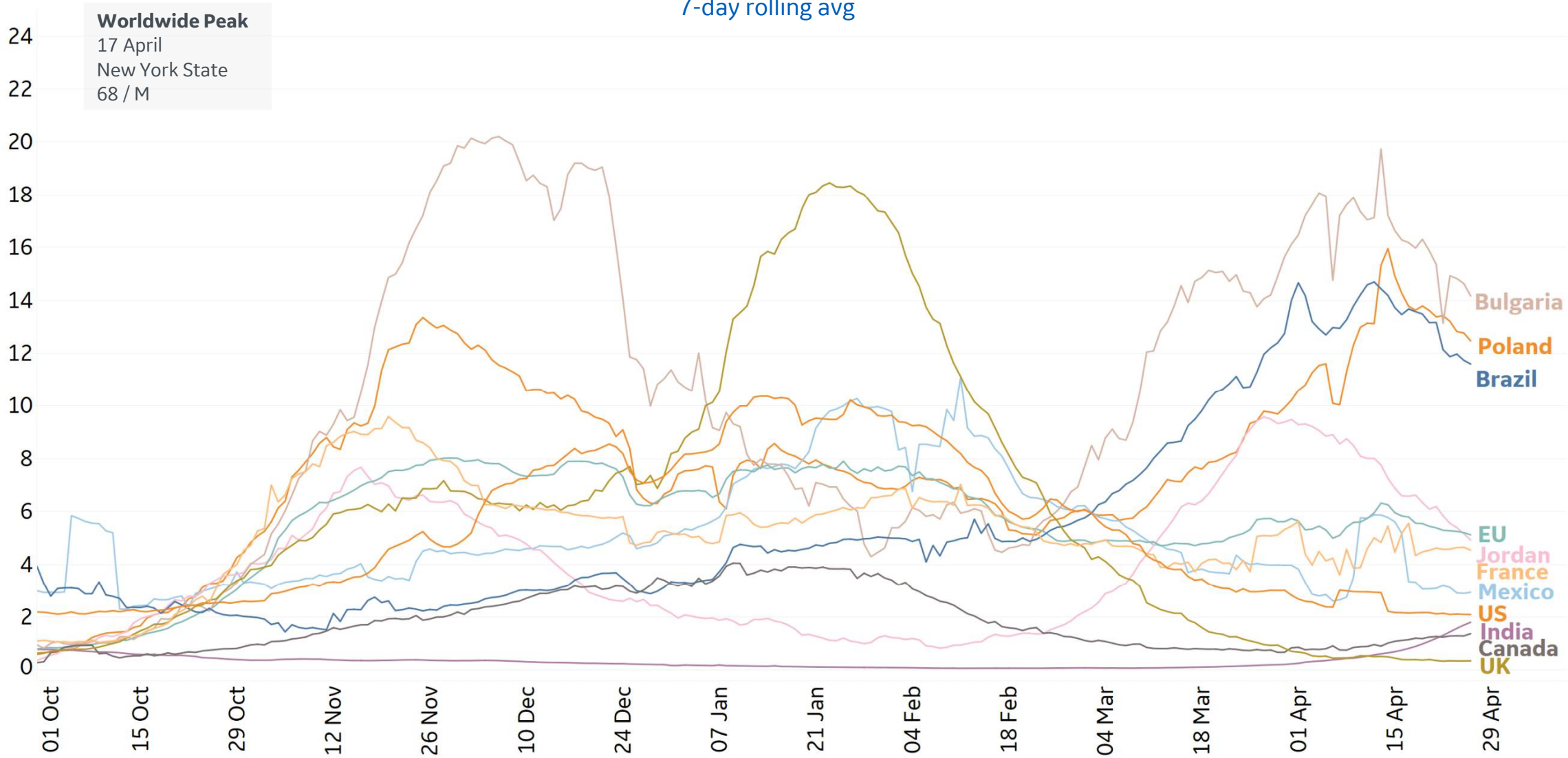
7-day rolling avg





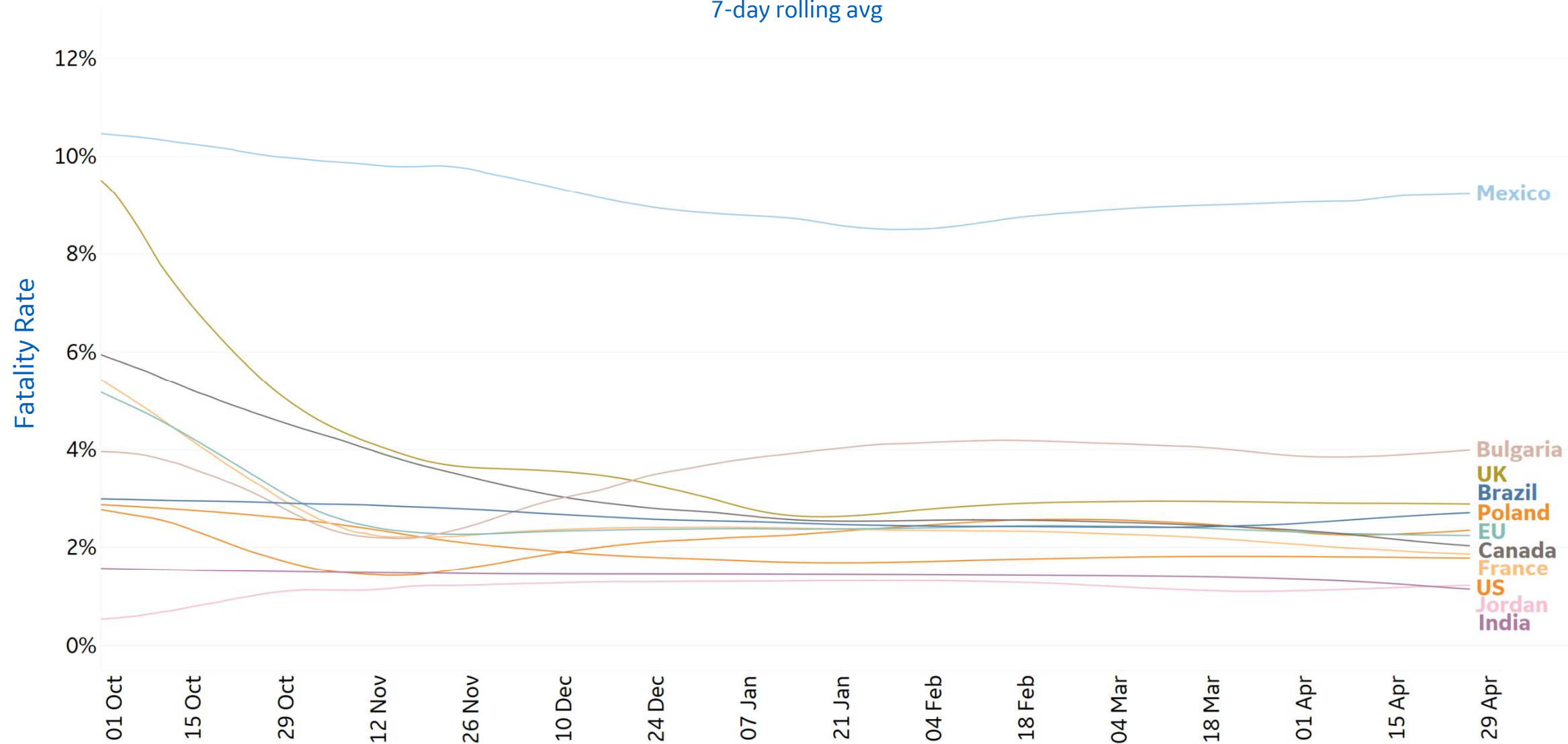
New Deaths in Select Countries

Daily New Deaths / 1M
7-day rolling avg





7-day rolling avg

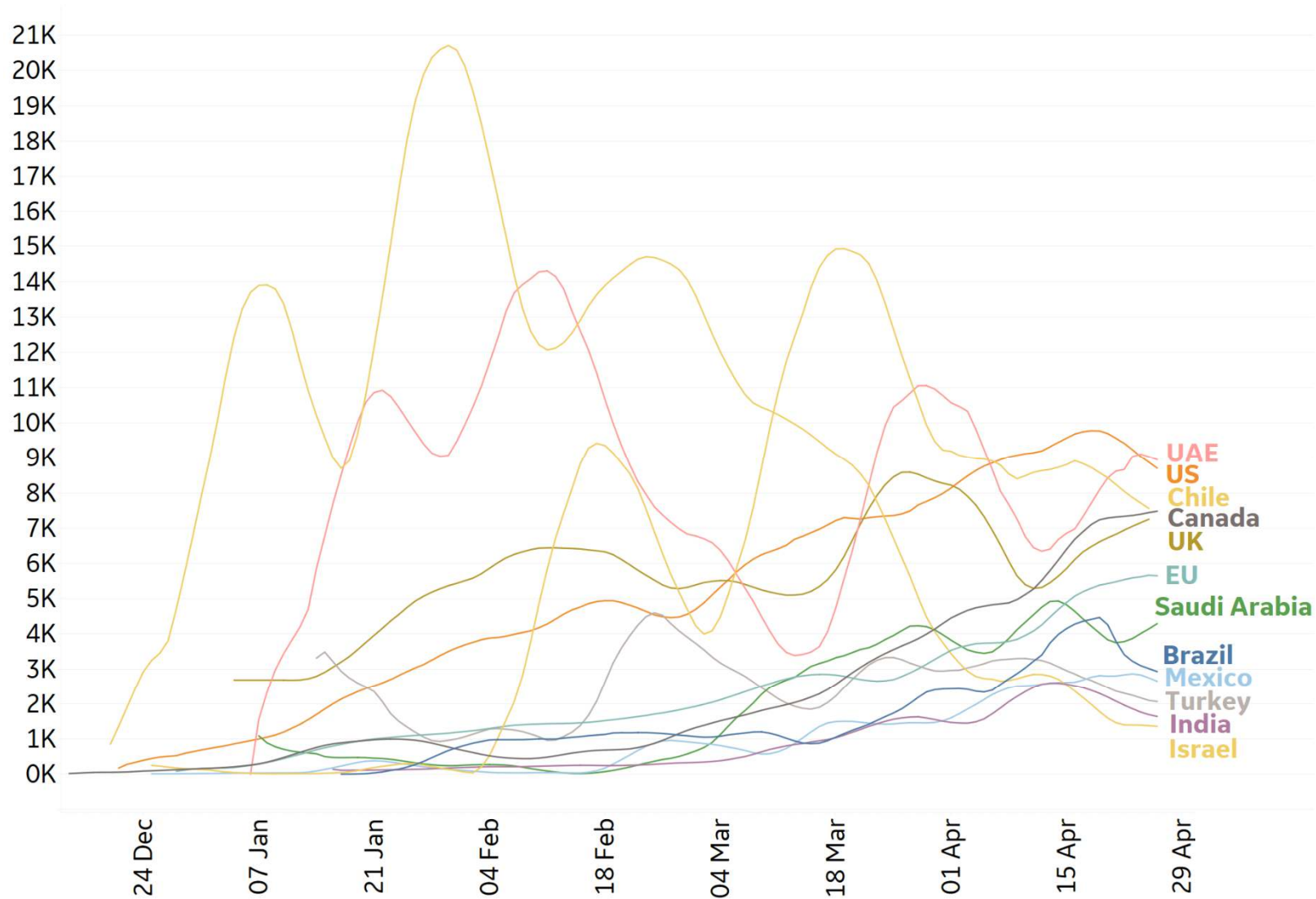




Daily & Total Vaccinations, Select Countries

Select countries with data available

Daily New Vaccinations / 1M, 7-day avg



	Total Vax per 1M	% of Population FULLY Vaccinated
Israel	1,208,942	58.6%
UAE	1,036,768	
Chile	739,331	32.3%
US	697,180	29.0%
UK	687,181	19.0%
Hungary	558,101	17.7%
Canada	326,102	2.7%
Spain	314,747	8.4%
Germany	309,040	7.2%
France	300,948	8.5%
Italy	299,220	8.8%
EU	298,009	8.0%
Portugal	297,363	8.1%
Turkey	253,676	9.6%
Saudi Arabia	242,558	
Brazil	183,416	5.5%
Mexico	127,987	4.6%
India	103,279	1.6%

*Total Vax and % Fully Vaccinated use most current reported data per country



US State Vaccinations to Date



State	% Fully Vaccinated	% Rec'd at Least 1 Dose	Population
Connecticut	36.4%	53.2%	3,565,287
Maine	36.3%	52.1%	1,344,212
New Mexico	35.7%	50.1%	2,096,829
Vermont	35.6%	52.7%	623,989
South Dakota	34.9%	44.2%	884,659
Rhode Island	34.7%	50.7%	1,059,361
Alaska	34.0%	41.1%	731,545
Massachusetts	34.0%	53.6%	6,892,503
New Jersey	33.9%	49.9%	8,882,190
Hawaii	33.8%	50.3%	1,415,872
Wisconsin	33.5%	44.8%	5,822,434
Minnesota	32.6%	45.6%	5,639,632
New York	32.2%	45.9%	19,453,561
North Dakota	32.0%	38.8%	762,062
Iowa	32.0%	43.3%	3,155,070
Maryland	31.9%	46.6%	6,045,680
Nebraska	31.2%	42.6%	1,934,408
Virginia	30.8%	45.6%	8,535,519
Washington	30.6%	44.6%	7,614,893
Kentucky	30.6%	40.4%	4,467,673
Montana	30.5%	40.0%	1,068,778
Ohio	30.5%	39.6%	11,689,100
Colorado	30.3%	45.2%	5,758,736
Delaware	30.2%	45.4%	973,764
Pennsylvania	30.2%	47.7%	12,801,989

28.5%
Total US population
fully vaccinated
(**284,592 per million**)

41.8%
Total US population
having received
at least 1 dose
(**417,775 per million**)

*Fully vaccinated people are persons who
have received all doses required per vaccine*

State	% Fully Vaccinated	% Rec'd at Least 1 Dose	Population
Kansas	30.1%	41.9%	2,913,314
Michigan	30.0%	41.5%	9,986,857
New Hampshir..	29.5%	59.5%	1,359,711
West Virginia	29.0%	35.3%	1,792,147
Illinois	28.9%	45.1%	12,671,821
Oregon	28.8%	42.6%	4,217,737
California	28.8%	47.2%	39,512,223
Oklahoma	28.7%	38.1%	3,956,971
Arizona	27.6%	39.9%	7,278,717
North Carolina	27.5%	38.5%	10,488,084
Florida	27.5%	40.5%	21,477,737
Wyoming	26.9%	33.6%	578,759
Nevada	26.6%	38.7%	3,080,156
Missouri	26.1%	36.9%	6,137,428
Idaho	26.0%	33.4%	1,787,065
Louisiana	25.9%	31.9%	4,648,794
South Carolina	25.7%	35.7%	5,148,714
Texas	25.3%	37.2%	28,995,881
Indiana	25.3%	35.1%	6,732,219
Arkansas	24.2%	34.9%	3,017,804
Tennessee	23.2%	33.6%	6,829,174
Georgia	22.5%	34.1%	10,617,423
Mississippi	22.3%	30.2%	2,976,149
Utah	22.0%	38.0%	3,205,958
Alabama	21.8%	31.6%	4,903,185



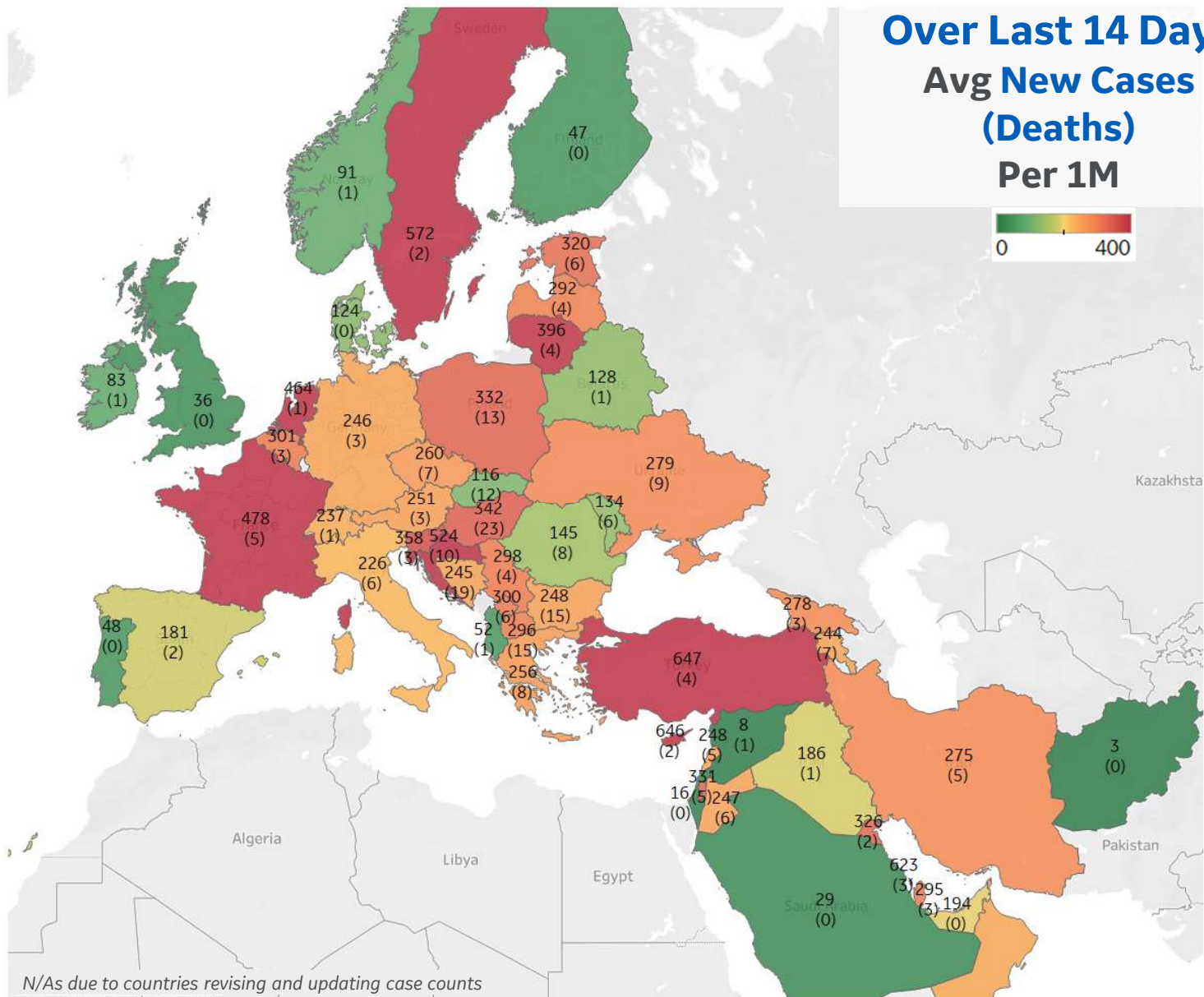
Per 1M in Region

	Today	Change
Active Cases	21,805	+0.00%
Confirmed	165 new	+0.3%
Deaths	4 new	+0.3%
Recovered	198 new	+0.6%

Most Daily New Cases / 1M

Turkey	647
Cyprus	646
Bahrain	623
Sweden	572
Croatia	524
France	478
Netherlands	464
Lithuania	396
Slovenia	358
Hungary	342

* Excludes regions with population < 1M



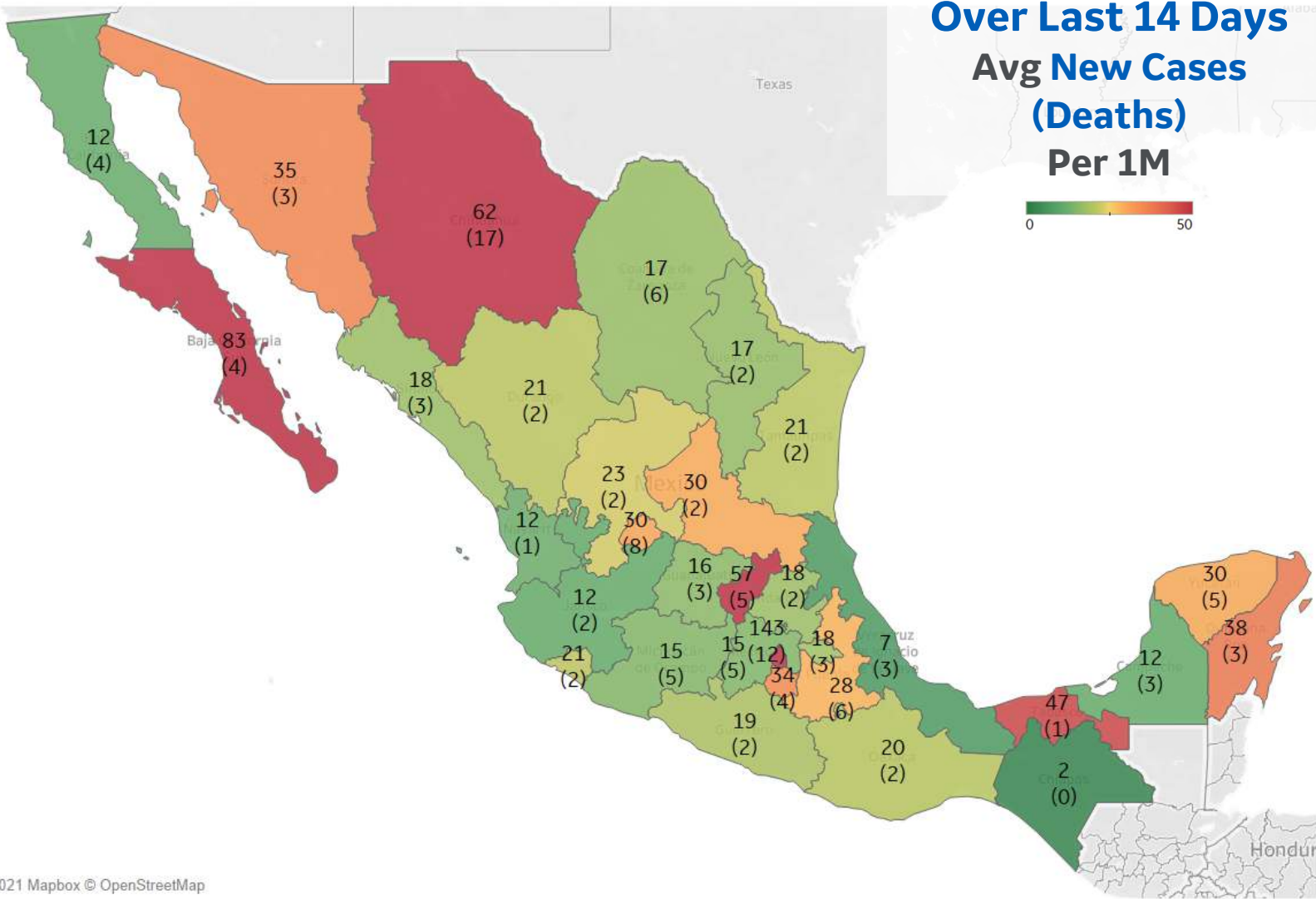


Per 1M in Region

	Today	Change
Active Cases	2,021	-0.8%
Confirmed	9 new	+0.0%
Deaths	1 new	+0.1%
Recovered	24 new	+0.2%

Most Daily New Cases / 1M

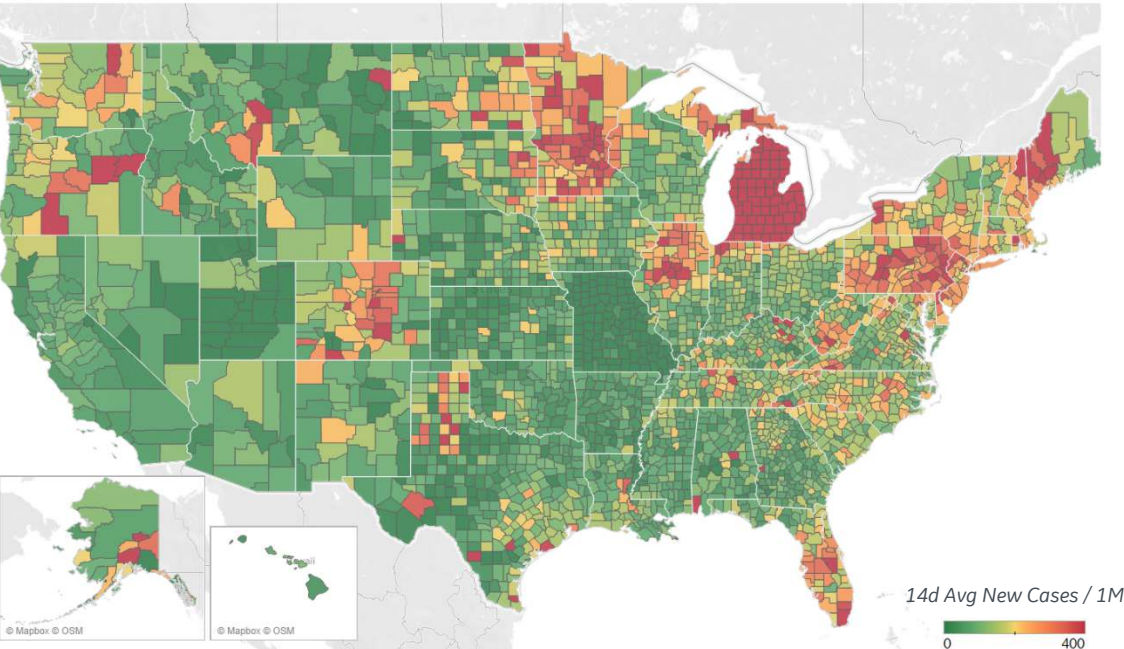
Distrito Federal	131
Baja California Sur	78
Chihuahua	52
Tabasco	50
Quintana Roo	42
Querétaro	39
Sonora	35
Morelos	32
Yucatán	30
Campeche	29





US Counties: Recent Cases and Deaths

Average New Cases per 1M Over Last 14 Days

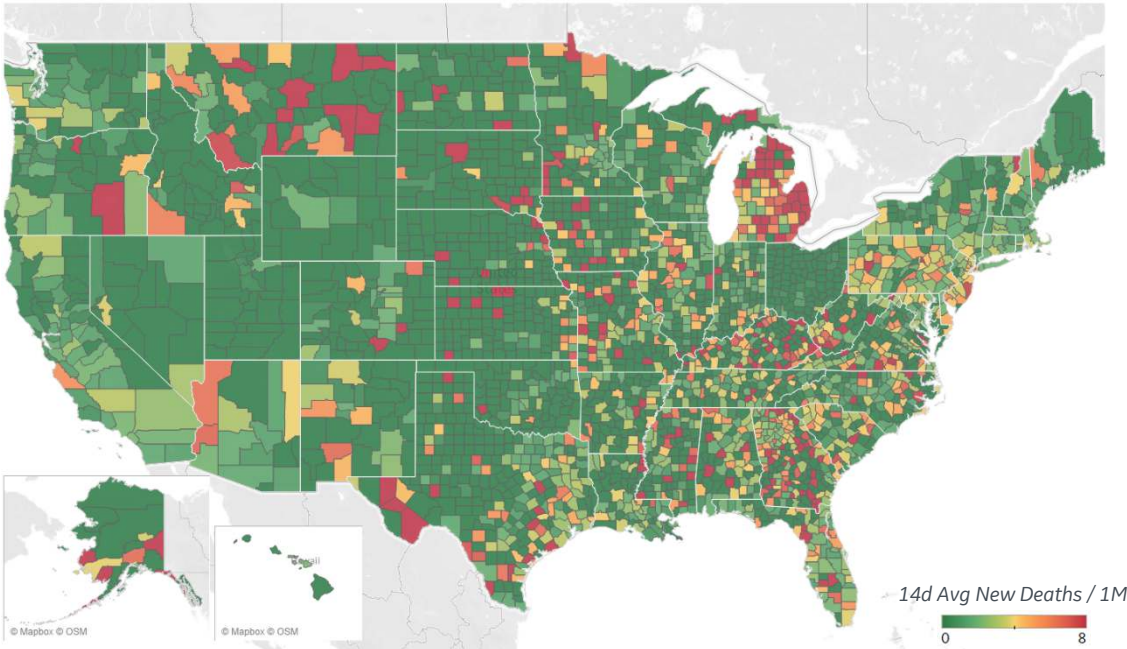


Top 10 by New Confirmed

Avg New Confirmed Cases / 1M

Macomb County, MI	807
Genesee County, MI	756
Ottawa County, MI	697
Wayne County, MI	672
Kent County, MI	653
Oakland County, MI	600
Kalamazoo County, MI	517
Mobile County, AL	492
Miami-Dade County, FL	483
Berks County, PA	468

Average New Deaths per 1M Over Last 14 Days



Top 10 by New Deaths

Avg New Deaths/ 1M

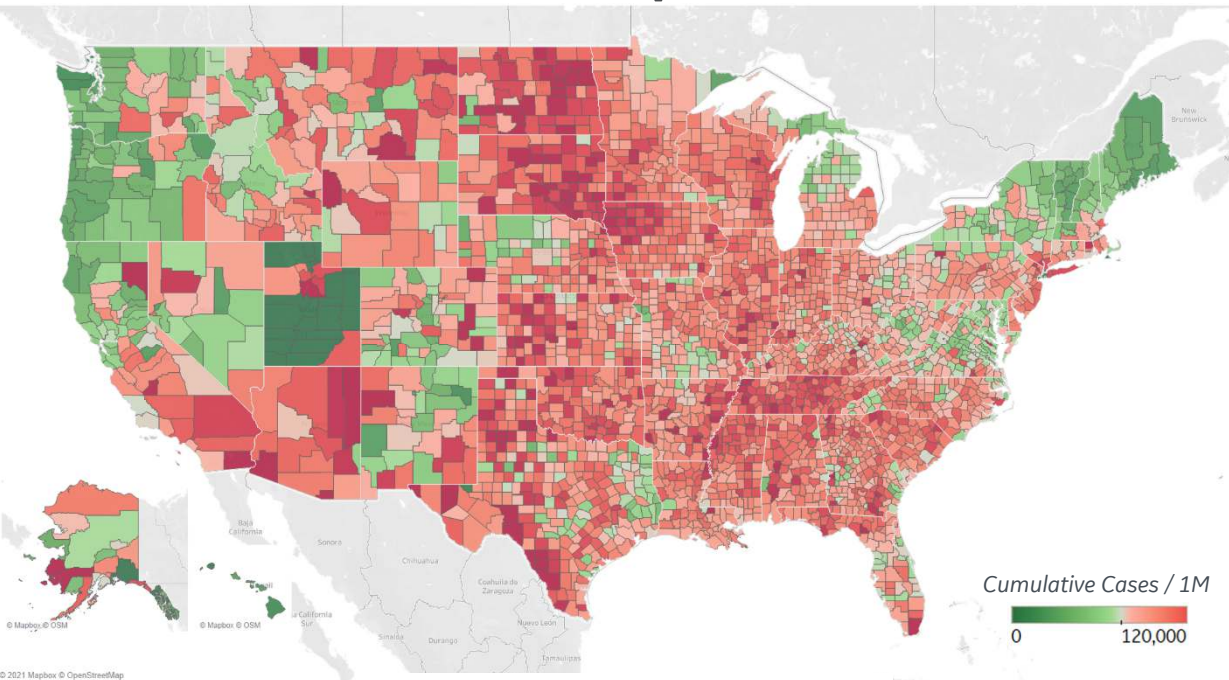
Macomb County, MI	9
Genesee County, MI	8
Wayne County, MI	8
Ocean County, NJ	8
Ingham County, MI	7
Clayton County, GA	6
Berks County, PA	6
Guilford County, NC	6
Monterey County, CA	6
Broward County, FL	5

Note: Lists includes counties $\geq 250K$ population



US Counties: Cumulative Cases and Deaths

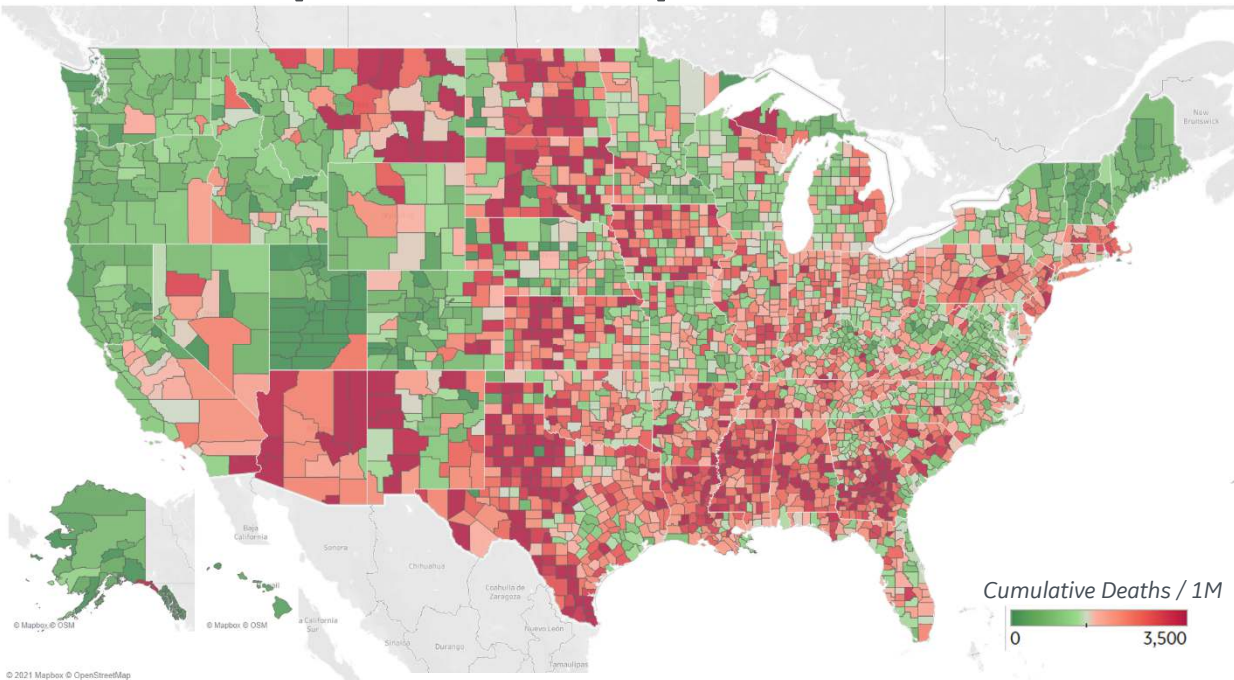
Confirmed **Cases** per 1M to date



Top 10 Counties Total Confirmed Cases / 1M

Miami-Dade County, FL	176,458
El Paso County, TX	159,023
Lubbock County, TX	157,125
Webb County, TX	156,789
Utah County, UT	149,209
Providence County, RI	147,471
Rockland County, NY	141,543
Passaic County, NJ	141,005
Greenville County, SC	139,702
San Bernardino County, CA	135,575

Reported **Deaths** per 1M to date



Top 10 Counties Total Reported Deaths / 1M

New York City*	6,034
Cameron County, TX	3,786
Passaic County, NJ	3,693
Essex County, NJ	3,597
Ocean County, NJ	3,462
Union County, NJ	3,444
Hudson County, NJ	3,278
Hidalgo County, TX	3,236
Hampden County, MA	3,188
El Paso County, TX	3,149

* New York City counties aggregated into one reporting area

Note: Lists includes counties $\geq 250K$ population



Per 1M in Region

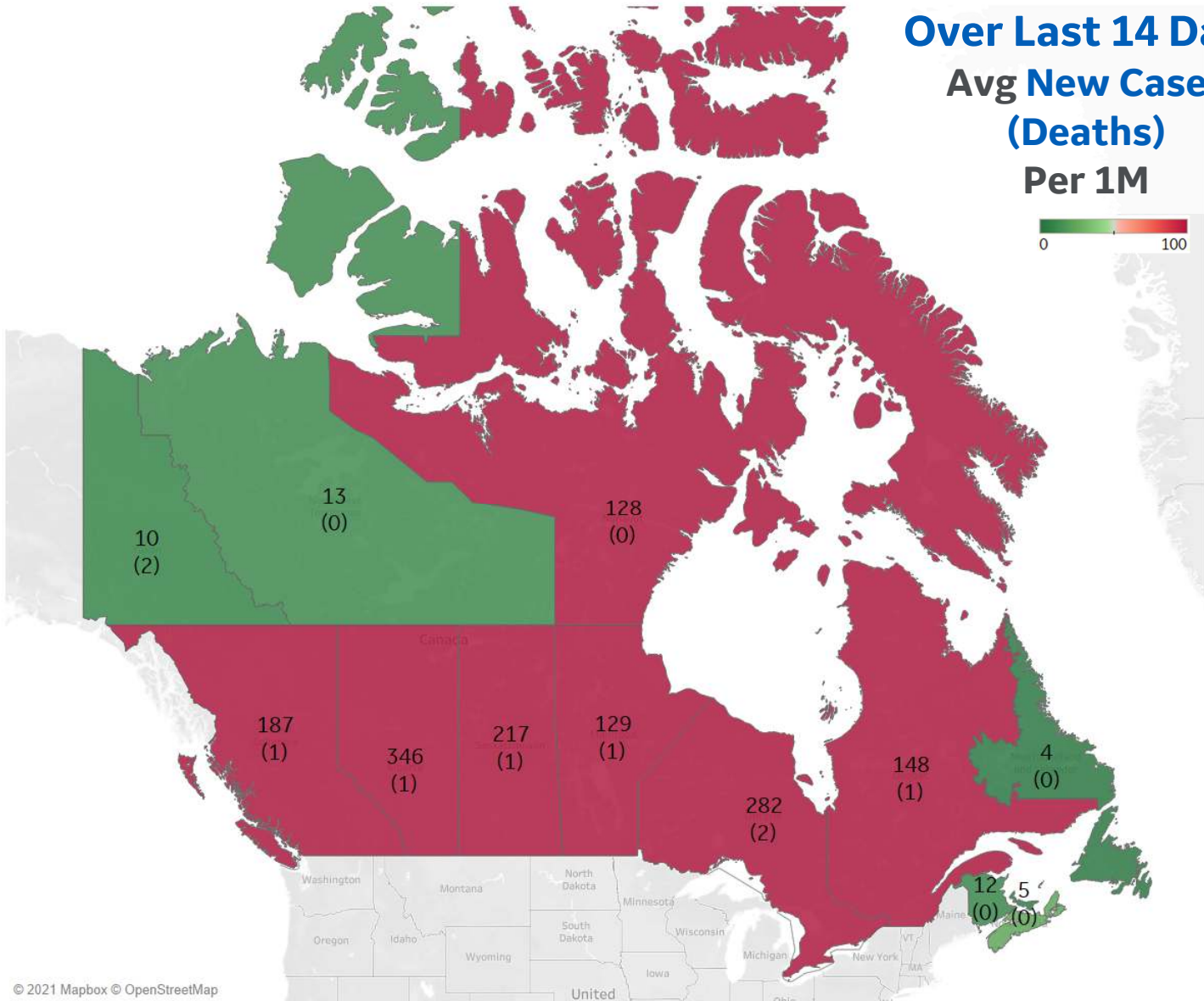
	Today	Change
Active Cases	2,140	-1.5%
Confirmed	234 new	+0.7%
Deaths	2 new	+0.3%
Recovered	265 new	+0.9%

Most Daily New Cases / 1M

Alberta	346
Ontario	282
Saskatchewan	217
British Columbia	187
Quebec	148
Manitoba	129

* Excludes regions with population < 1M

Over Last 14 Days Avg New Cases (Deaths) Per 1M





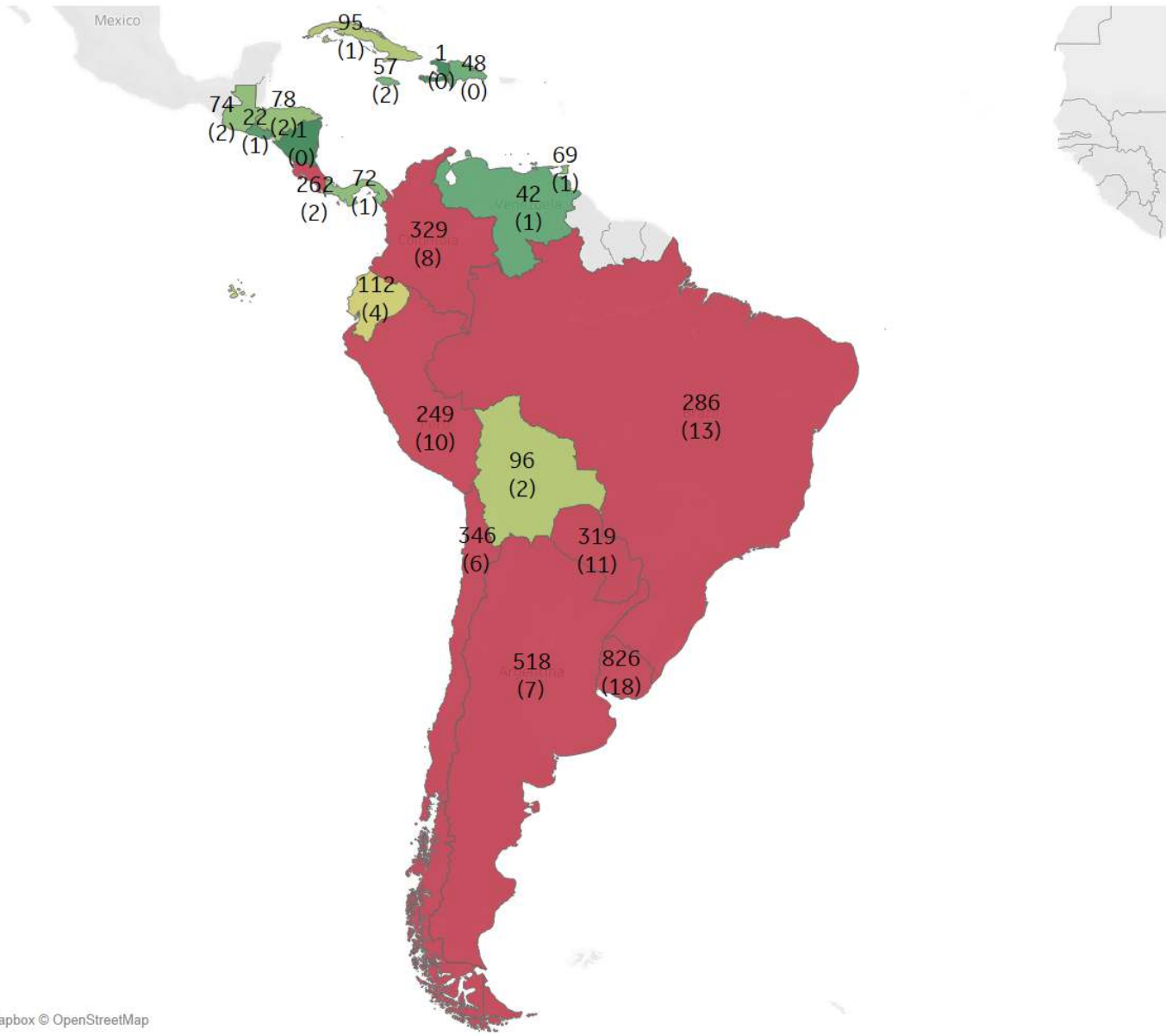
Per 1M in Region

	Today	Change
Active Cases	4,067	-4.3%
Confirmed	166 new	+0.3%
Deaths	5 new	+0.4%
Recovered	342 new	+0.8%

Most Daily New Cases / 1M

Uruguay	826
Argentina	518
Chile	346
Colombia	329
Paraguay	319
Brazil	286
Costa Rica	262
Peru	249
Ecuador	112
Bolivia	96

* Excludes regions with population < 1M





Brazil

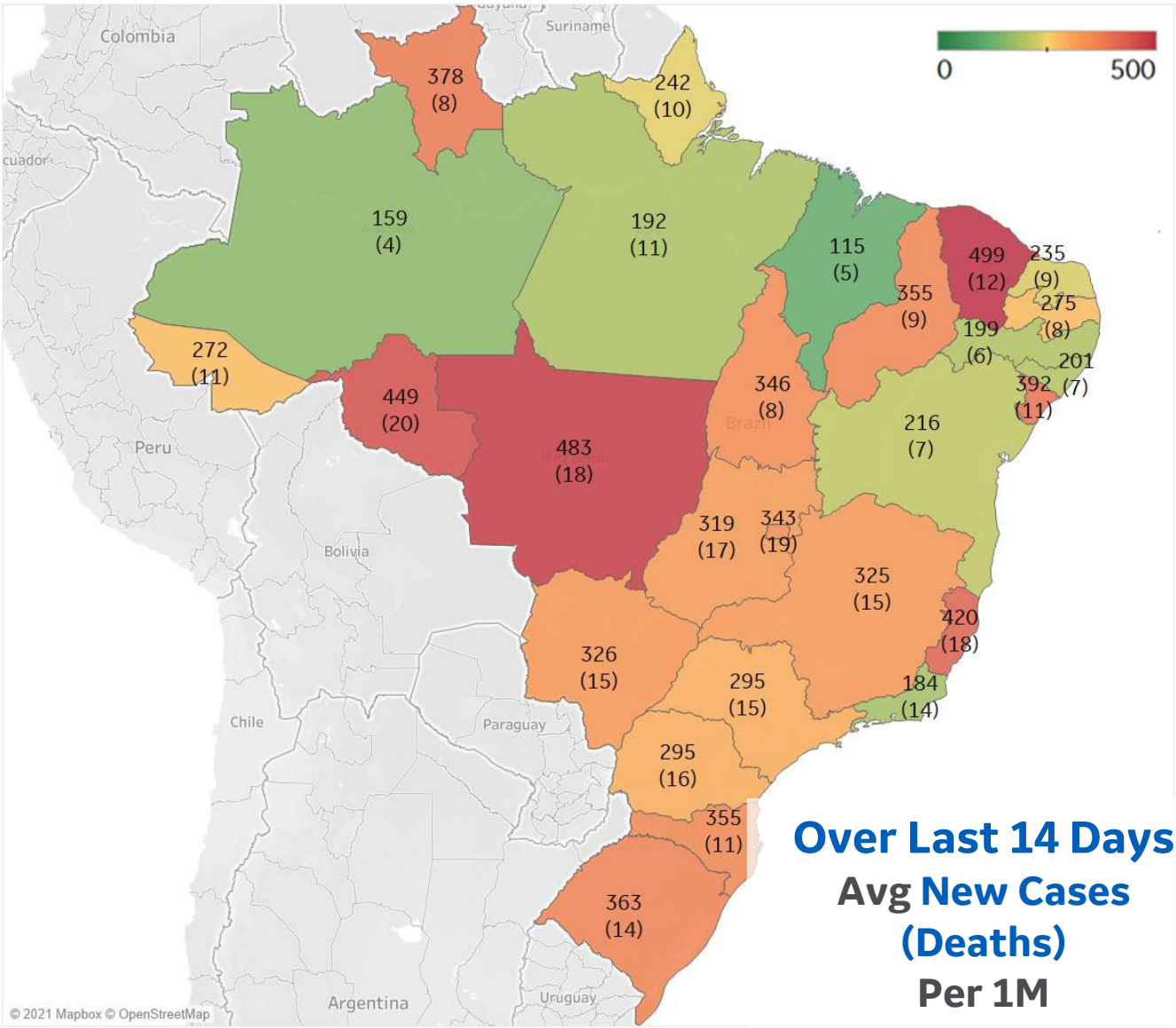
Per 1M in Region

	Today	Change
Active Cases	5,975	-4.9%
Confirmed	135 new	+0.2%
Deaths	5 new	+0.3%
Recovered	437 new	+0.7%

Most Daily New Cases / 1M

Ceará	499
MatoGrosso	483
Rondônia	449
Espírito Santo	420
Sergipe	392
Rio Grande do ..	363
Santa Catarina	355
Piauí	355
Tocantins	346
Distrito Federal	343

* Excludes regions with population < 1M





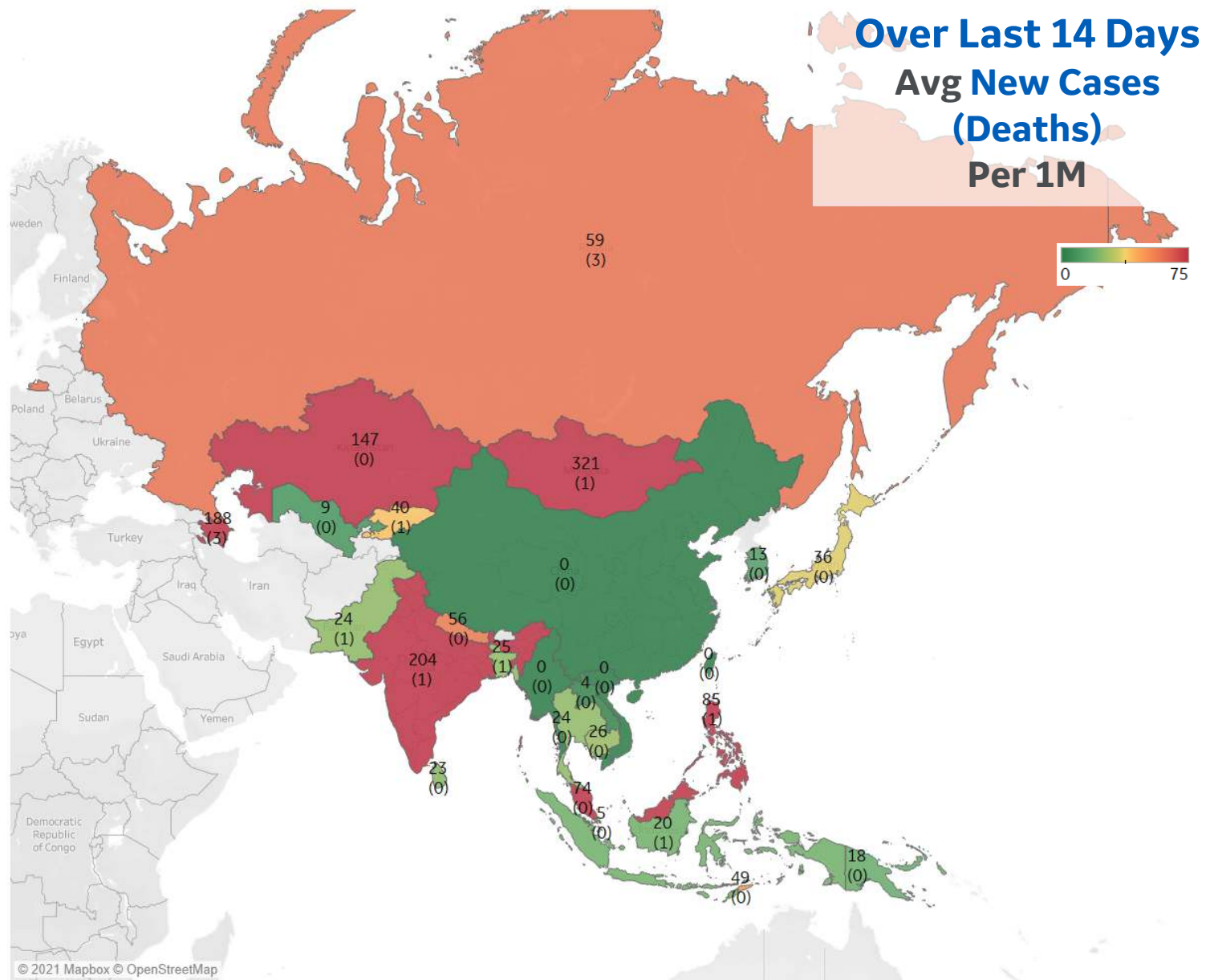
Per 1M in Region

	Today	Change
Active Cases	862	+2.0%
Confirmed	86 new	+1.3%
Deaths	1.0 new	+0.9%
Recovered	68 new	+1.2%

Most Daily New Cases / 1M

Mongolia	321
India	204
Azerbaijan	188
Kazakhstan	147
Philippines	85
Malaysia	74
Russia	59
Nepal	56
Timor-Leste	49
Kyrgyzstan	40

* Excludes regions with population < 1M





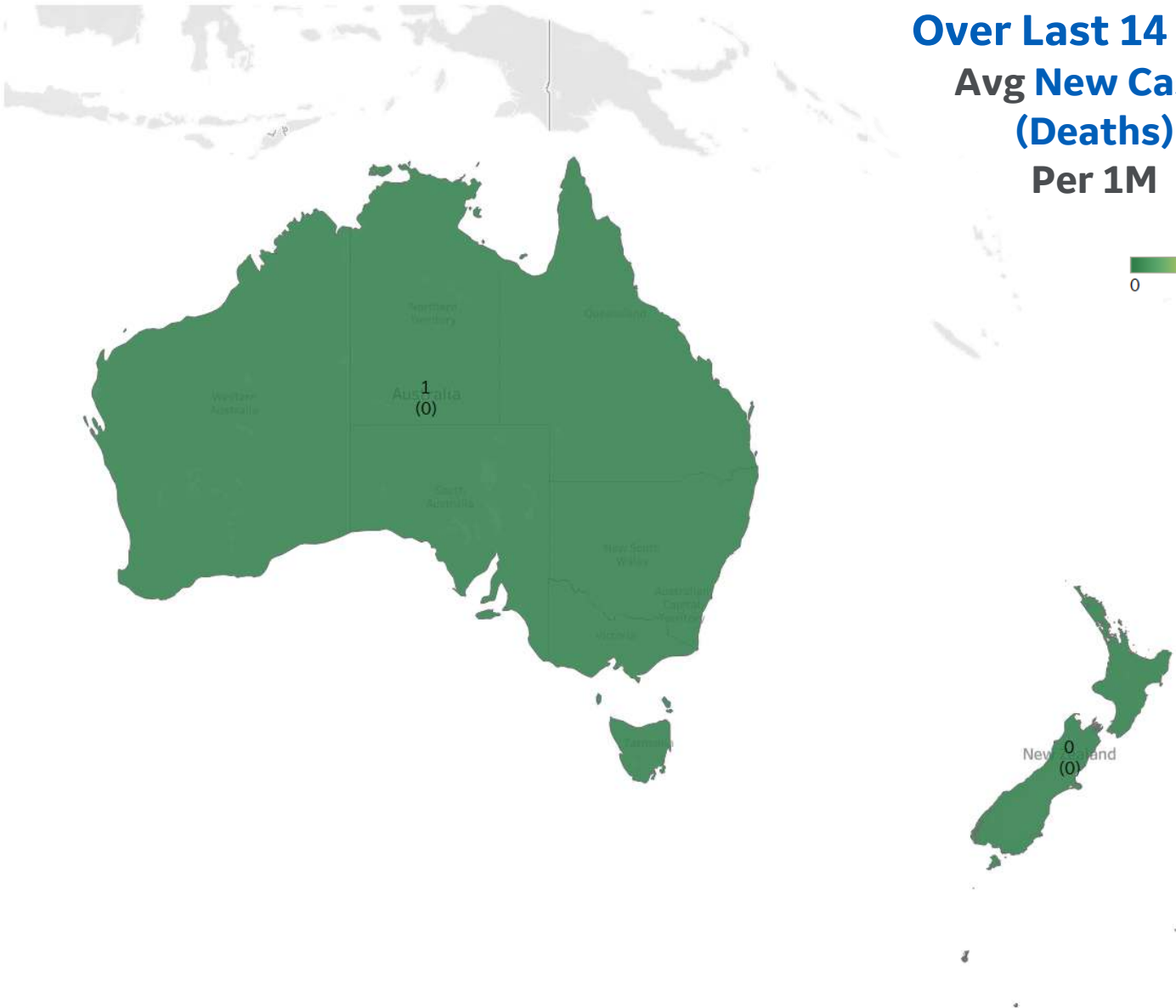
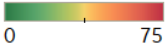
Per 1M in Region

	Today	Change
Active Cases	180	+0.1%
Confirmed	2 new	+0.2%
Deaths	0 new	+0.0%
Recovered	2 new	+0.2%

Most Daily New Cases / 1M

Australia	1
New Zealand	0

Over Last 14 Days Avg New Cases (Deaths) Per 1M





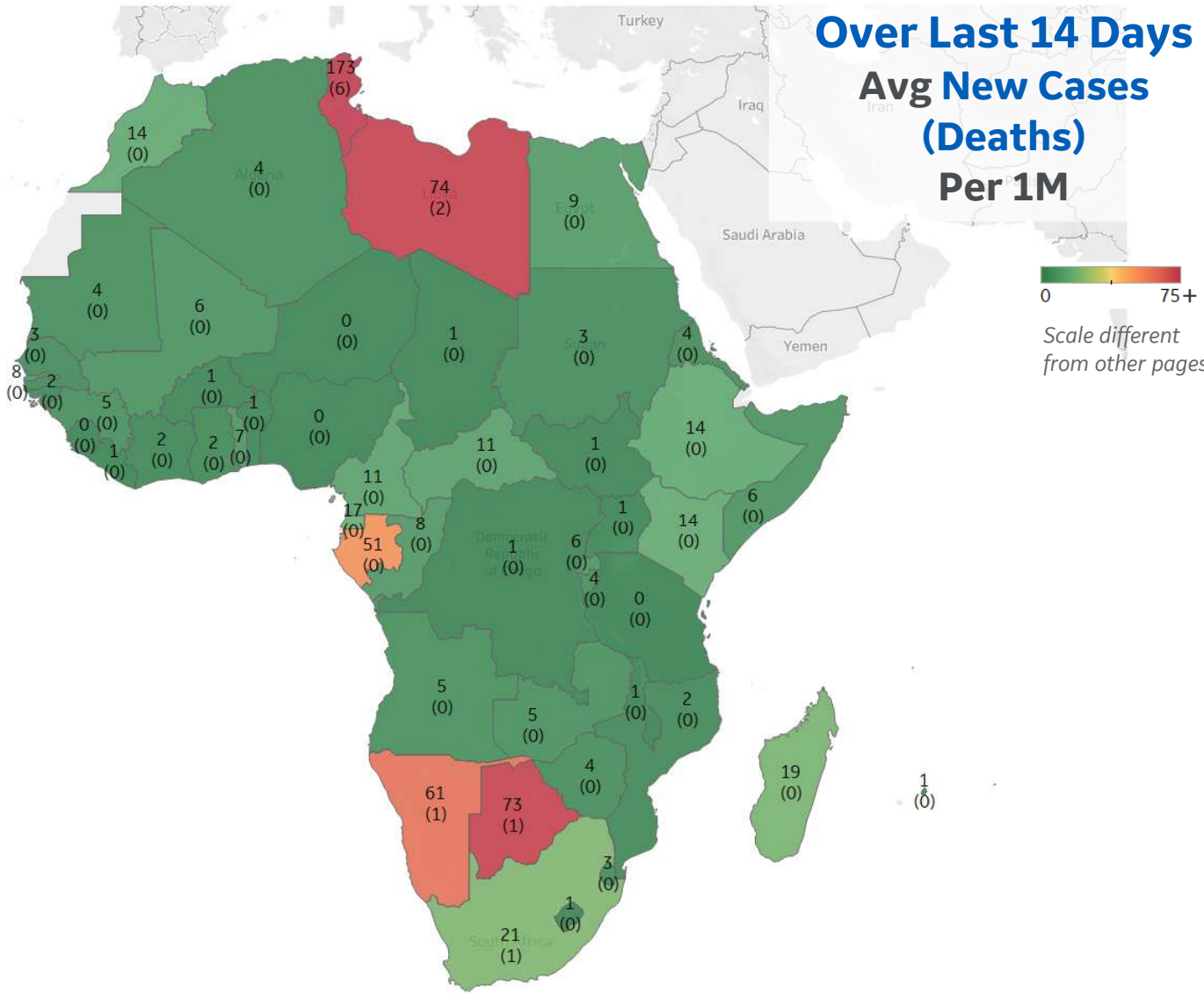
Per 1M in Region

	Today	Change
Active Cases	274	-0.5%
Confirmed	5 new	+0.2%
Deaths	0.2 new	+0.2%
Recovered	6 new	+0.2%

Most Daily New Cases / 1M

Tunisia	173
Libya	74
Botswana	73
Namibia	61
Gabon	51
South Africa	21
Madagascar	19
Eq. Guinea	17
Kenya	14
Morocco	14

* Excludes regions with population < 1M





Sources



** Per 1M = Per 1 Million Population unless otherwise noted

Worldwide Survival Rate, last 30d calculation =
[(Total Confirmed – Total Confirmed 30d ago) – (Total Deaths–Total Deaths 30d ago)] / (Total Confirmed – Total Confirmed 30d ago)

Johns Hopkins Coronavirus Resource Center:

<https://coronavirus.jhu.edu/map.html>

Worldometer Coronavirus Reporting:

<https://www.worldometers.info/coronavirus/>

Public Health England:

<https://www.gov.uk/government/publications/covid-19-track-coronavirus-cases>

US Department of Homeland Security, Homeland Infrastructure Foundation-Level Data:

<https://hifld-geoplatform.opendata.arcgis.com/datasets/hospitals>

National Health Commission of the PRC:

<http://www.nhc.gov.cn/xcs/yqtb/202003/bf66696029ba420098164607240074f8.shtml>

CDC, Severe Outcomes Among Patients with Coronavirus Disease 2019 (COVID-19):

<https://www.cdc.gov/mmwr/volumes/69/wr/mm6912e2.htm>

Italian Department of Civil Protection, COVID Monitoring:

<http://opendatadpc.maps.arcgis.com/apps/opsdashboard/index.html#/b0c68bce2cce478eaac82fe38d4138b1>

The COVID Tracking Project:

<https://covidtracking.com/data/>

UK Office for National Statistics:

<https://www.ons.gov.uk/peoplepopulationandcommunity/birthsdeathsandmarriages/deaths/bulletins/deathsregisteredweeklyinenglandandwalesprovisional/weekending24april2020>

European Centre for Disease Prevention and Control:

<https://www.ecdc.europa.eu/en/publications-data/download-data-hospital-and-icu-admission-rates-and-current-occupancy-covid-19>

Secretary of Health, Mexico:

<https://www.gob.mx/salud/en>

Canada Regional Data:

<https://health-infobase.canada.ca/covid-19/epidemiological-summary-covid-19-cases.html#fn1>

Canada Regional Populations (Q4 2019):

<https://www150.statcan.gc.ca/t1/tbl1/en/tv.action?pid=1710000901>

CDC COVID Data Tracker:

<https://covid.cdc.gov/covid-data-tracker/#vaccinations>

Oxford COVID-19 Government Response Tracker:

<https://www.bing.com/search?q=oxford+stringency+index+countries&PC=U316&FORM=CHROMN>